



US00D712647S

(12) **United States Design Patent**  
**Portzline**

(10) **Patent No.:** **US D712,647 S**

(45) **Date of Patent:** **\*\* Sep. 9, 2014**

(54) **FOOTWEAR**

(71) Applicant: **Columbia Sportswear North America, Inc.**, Portland, OR (US)

(72) Inventor: **William Scott Portzline**, Portland, OR (US)

(73) Assignee: **Columbia Sportswear North America, Inc.**, Portland, OR (US)

(\*\*) Term: **14 Years**

(21) Appl. No.: **29/470,320**

(22) Filed: **Oct. 18, 2013**

(51) **LOC (10) Cl.** ..... **02-04**

(52) **U.S. Cl.**  
USPC ..... **D2/969**

(58) **Field of Classification Search**  
USPC ..... D2/896, 902, 907, 908, 909, 910, 911,  
D2/912, 943, 944, 945, 969, 972, 977;  
36/45, 57, 83, 113, 114, 115, 126-130,  
36/131

See application file for complete search history.

(56) **References Cited**

**U.S. PATENT DOCUMENTS**

5,371,957	A *	12/1994	Gaudio	.....	36/50.1
D446,639	S *	8/2001	Yang	.....	D2/969
D447,859	S *	9/2001	Matis et al.	.....	D2/969
D487,625	S *	3/2004	Bandini et al.	.....	D2/969
6,952,890	B1 *	10/2005	Blakeslee	.....	36/50.1
D515,796	S *	2/2006	Reardon	.....	D2/969
D546,038	S *	7/2007	Belley et al.	.....	D2/969
7,287,342	B2 *	10/2007	Keen	.....	36/50.1

D563,647	S *	3/2008	Matis et al.	.....	D2/969
7,562,470	B2 *	7/2009	Keen	.....	36/50.1
D605,842	S *	12/2009	Andersen et al.	.....	D2/969
D624,741	S *	10/2010	Akhidime	.....	D2/969
D624,743	S *	10/2010	Raysse	.....	D2/969
D624,744	S *	10/2010	Yi	.....	D2/969
D659,973	S *	5/2012	McCourt	.....	D2/969
D662,302	S *	6/2012	Teng-Lee	.....	D2/969
D667,620	S *	9/2012	Lonigan	.....	D2/969
D667,623	S *	9/2012	Portzline	.....	D2/969
D681,931	S *	5/2013	Raysse	.....	D2/969
D687,218	S *	8/2013	Teng-Lee	.....	D2/969
D688,857	S *	9/2013	Teng-Lee	.....	D2/969
D697,298	S *	1/2014	Hatfield et al.	.....	D2/973
D699,934	S *	2/2014	Hatfield	.....	D2/972

\* cited by examiner

*Primary Examiner* — Elizabeth J Oswecki

(74) *Attorney, Agent, or Firm* — Schwabe, Williamson & Wyatt, P.C.

(57) **CLAIM**

I claim the ornamental design for footwear, as shown and described.

**DESCRIPTION**

FIG. 1 is a perspective view of footwear, showing my new design;

FIG. 2 is a left side view thereof;

FIG. 3 is a right side view thereof;

FIG. 4 is a top view thereof;

FIG. 5 is a bottom view thereof;

FIG. 6 is a front view thereof; and,

FIG. 7 is a back view thereof.

The dashed lines are included for illustrating environmental structure and form no part of the claimed design.

**1 Claim, 6 Drawing Sheets**


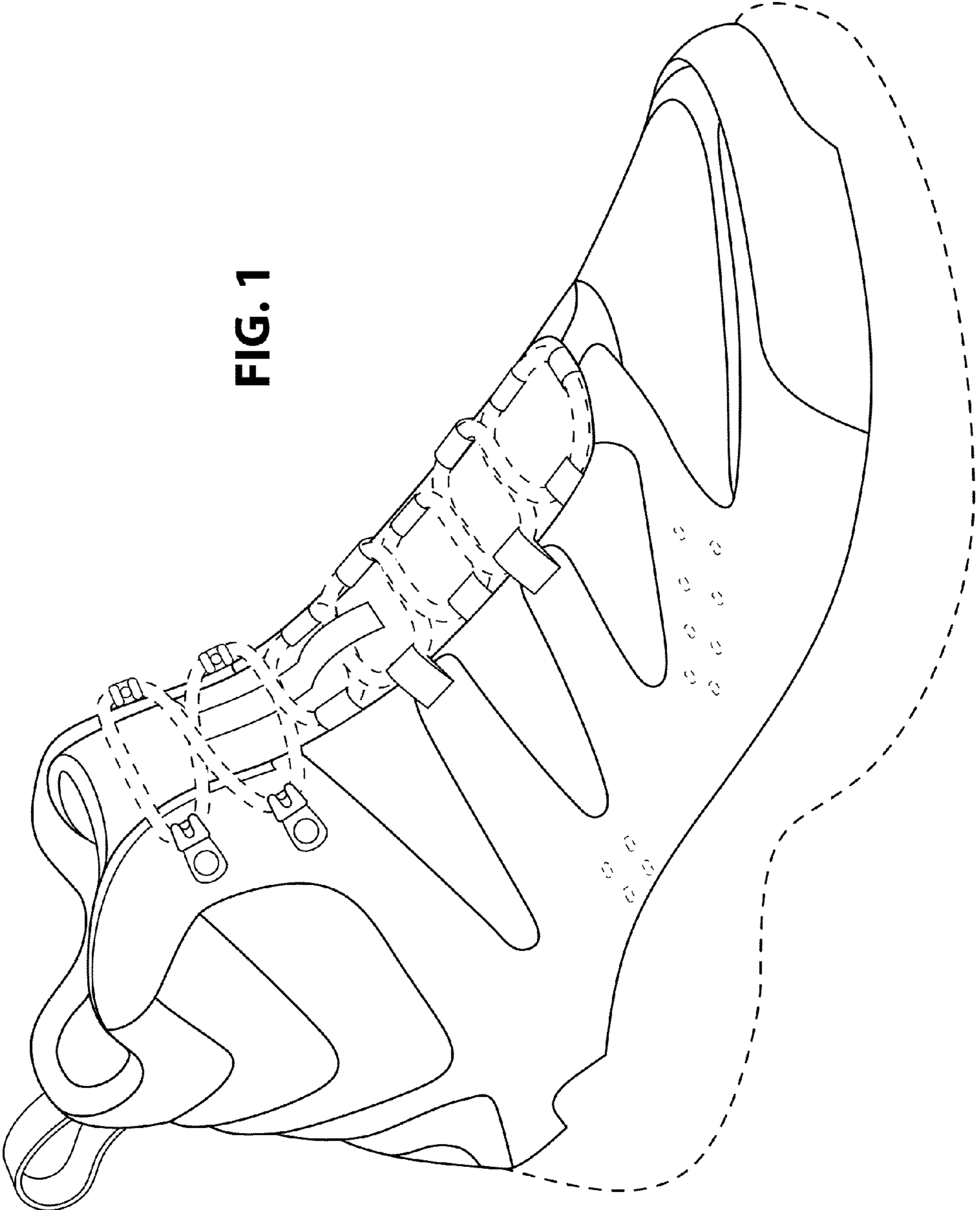


FIG. 1



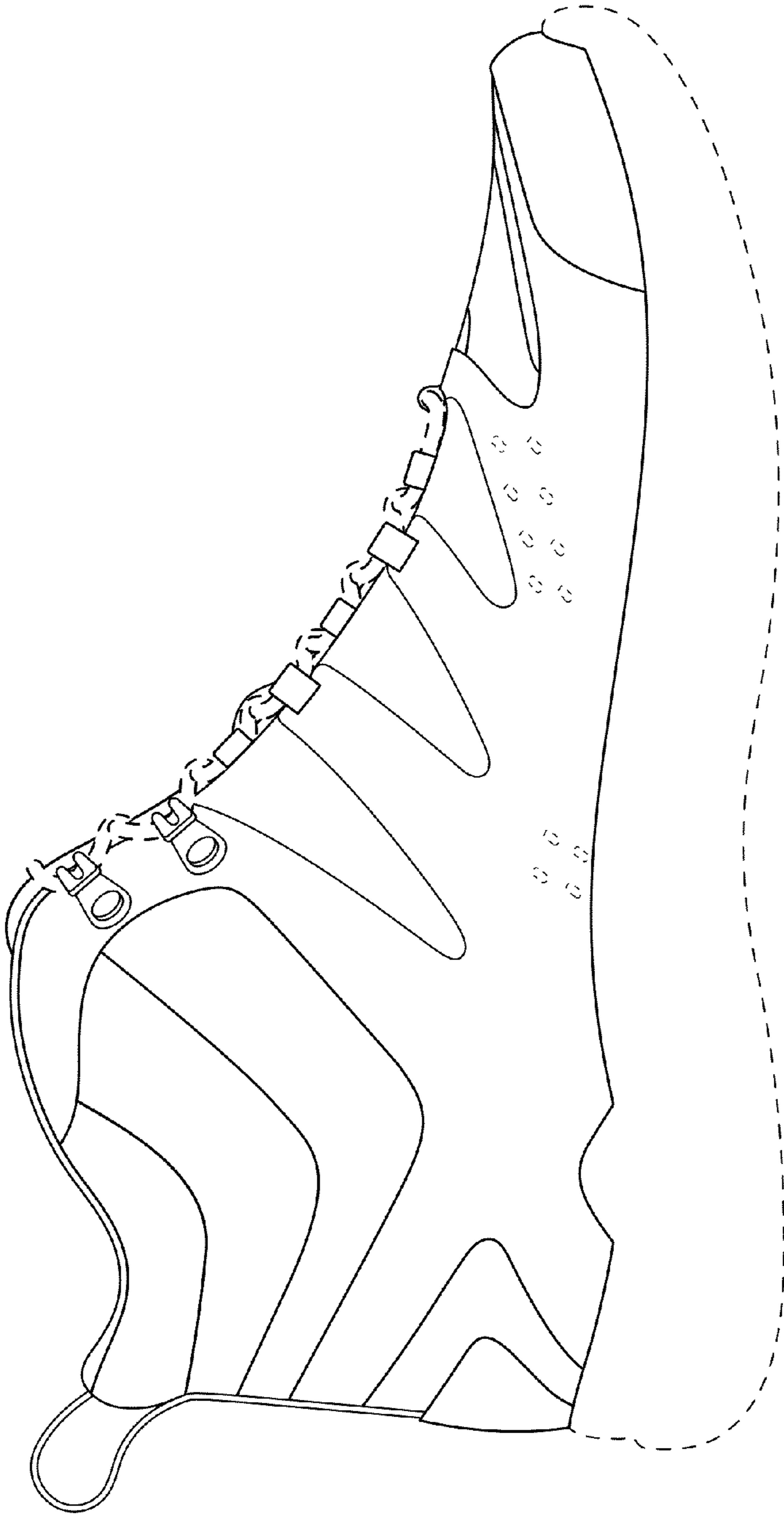


FIG. 2

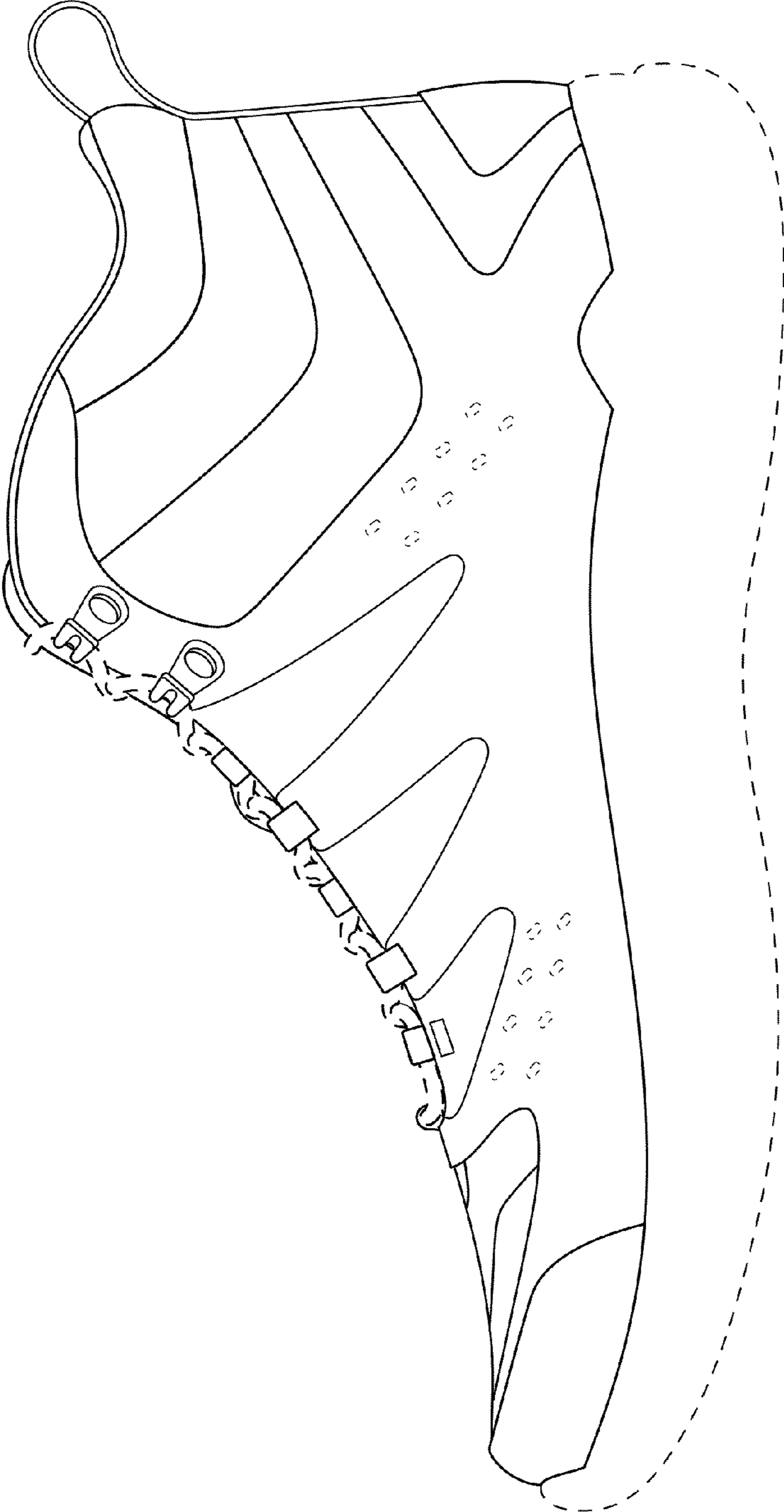
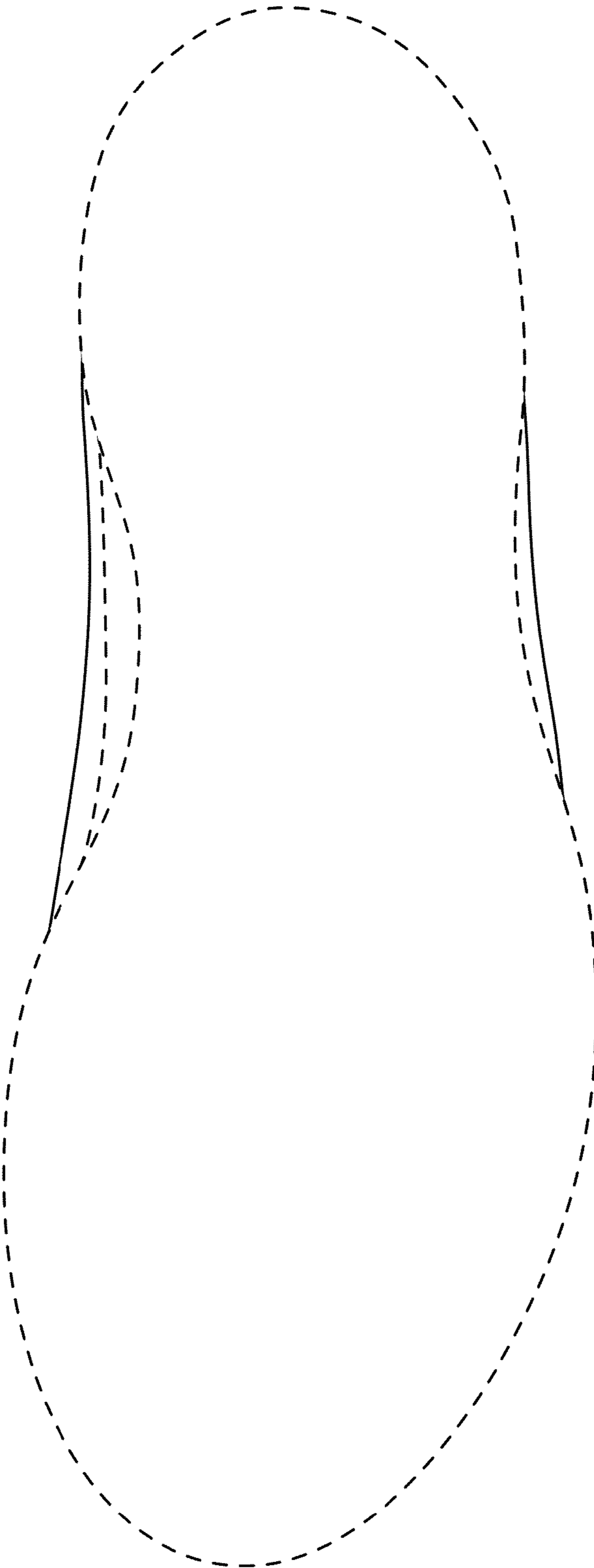


FIG. 3





**FIG. 5**

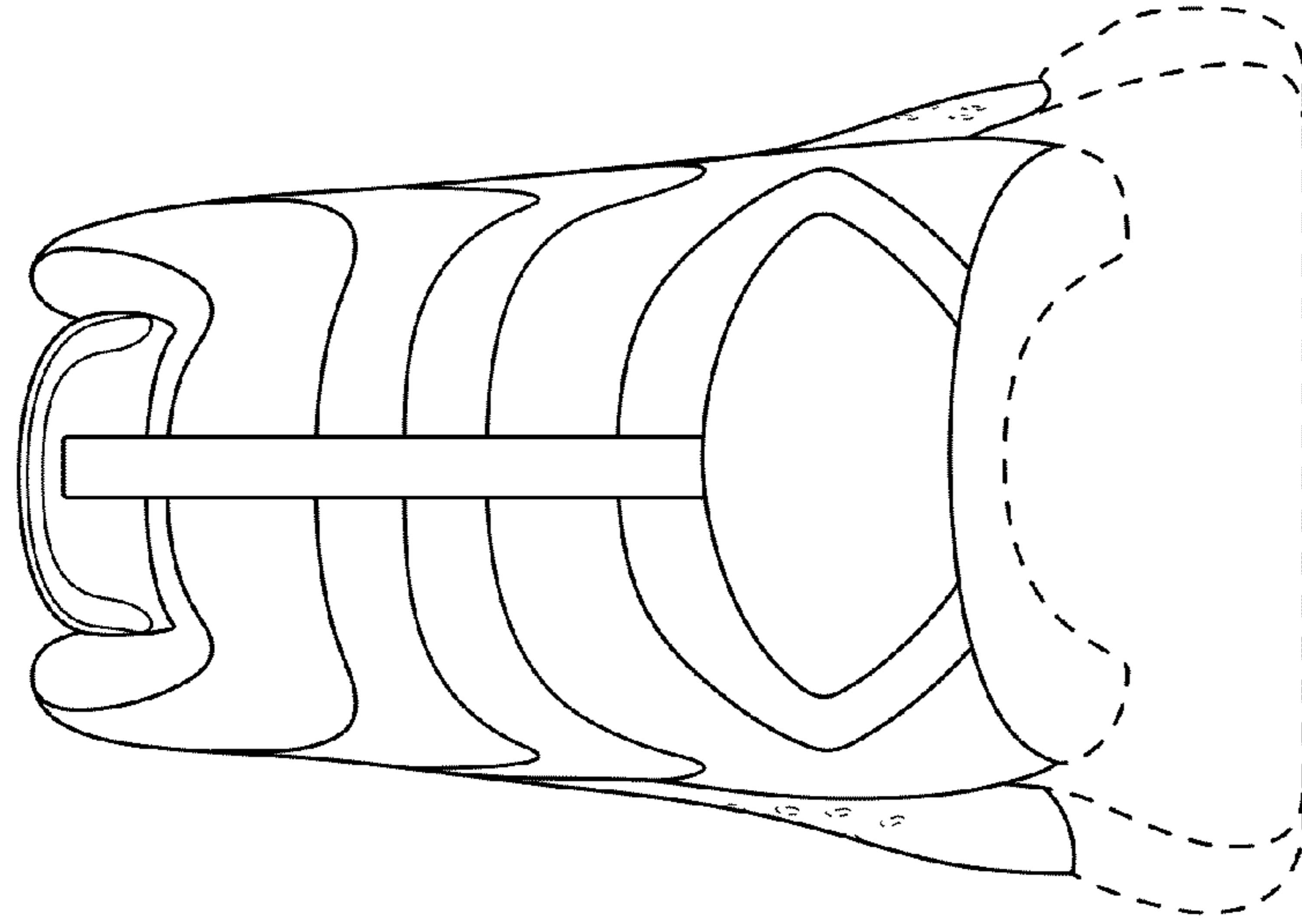


FIG. 6

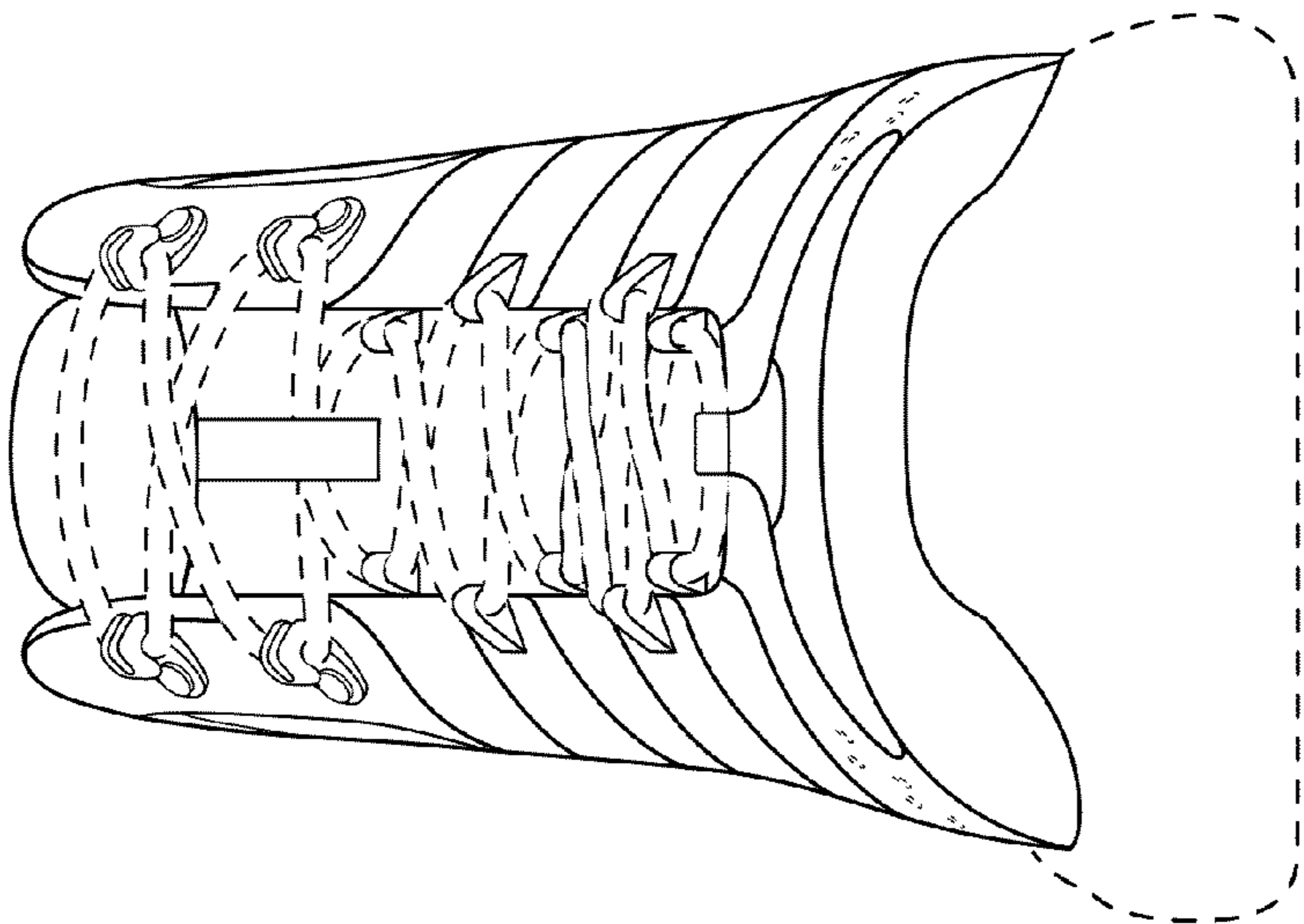


FIG. 7