



US00D712645S

(12) **United States Design Patent**
Bove

(10) **Patent No.:** **US D712,645 S**

(45) **Date of Patent:** **** Sep. 9, 2014**

(54) **SOLE**

(71) Applicant: **ECCO Sko A/S**, Bredebro (DK)

(72) Inventor: **Savino Bove**, Biel-Bienne (CH)

(73) Assignee: **ECCO Sko A/S**, Bredebro (DK)

(**) Term: **14 Years**

(21) Appl. No.: **29/432,966**

(22) Filed: **Sep. 24, 2012**

(30) **Foreign Application Priority Data**

Mar. 27, 2012 (EM) 002015628-0011

(51) **LOC (10) Cl.** **02-04**

(52) **U.S. Cl.**
USPC **D2/960; D2/951; D2/957**

(58) **Field of Classification Search**
USPC D2/902, 906, 908, 916, 918, 925,
D2/946-962, 977; 36/3 B, 22 R, 24.5, 25 R,
36/28, 32 R, 34 R, 59 C, 67 A, 103
See application file for complete search history.

(56) **References Cited**

U.S. PATENT DOCUMENTS

| | | | | |
|-----------|-----|---------|--------------|---------|
| 1,286,169 | A * | 11/1918 | Brockett | 36/59 C |
| 2,928,192 | A * | 3/1960 | Green | 36/32 R |
| D262,581 | S * | 1/1982 | Chevallereau | D2/908 |
| D326,179 | S * | 5/1992 | Walker | D2/954 |
| D394,142 | S * | 5/1998 | Merceron | D2/960 |
| D441,946 | S * | 5/2001 | Agnew et al. | D2/960 |
| D494,344 | S * | 8/2004 | Leong et al. | D2/917 |
| D515,792 | S * | 2/2006 | McClaskie | D2/957 |

| | | | | |
|----------|-----|---------|--------------------|--------|
| D524,018 | S * | 7/2006 | Deas | D2/960 |
| D529,693 | S * | 10/2006 | Le | D2/957 |
| D559,508 | S * | 1/2008 | Cintron | D2/953 |
| D569,595 | S * | 5/2008 | Le | D2/960 |
| D590,578 | S * | 4/2009 | Hill | D2/898 |
| D607,185 | S * | 1/2010 | Soon | D2/902 |
| D622,490 | S * | 8/2010 | McClaskie | D2/952 |
| D641,145 | S * | 7/2011 | Della Valle et al. | D2/953 |

* cited by examiner

Primary Examiner — T. Chase Nelson

(74) *Attorney, Agent, or Firm* — McCormick, Paulding & Huber LLP

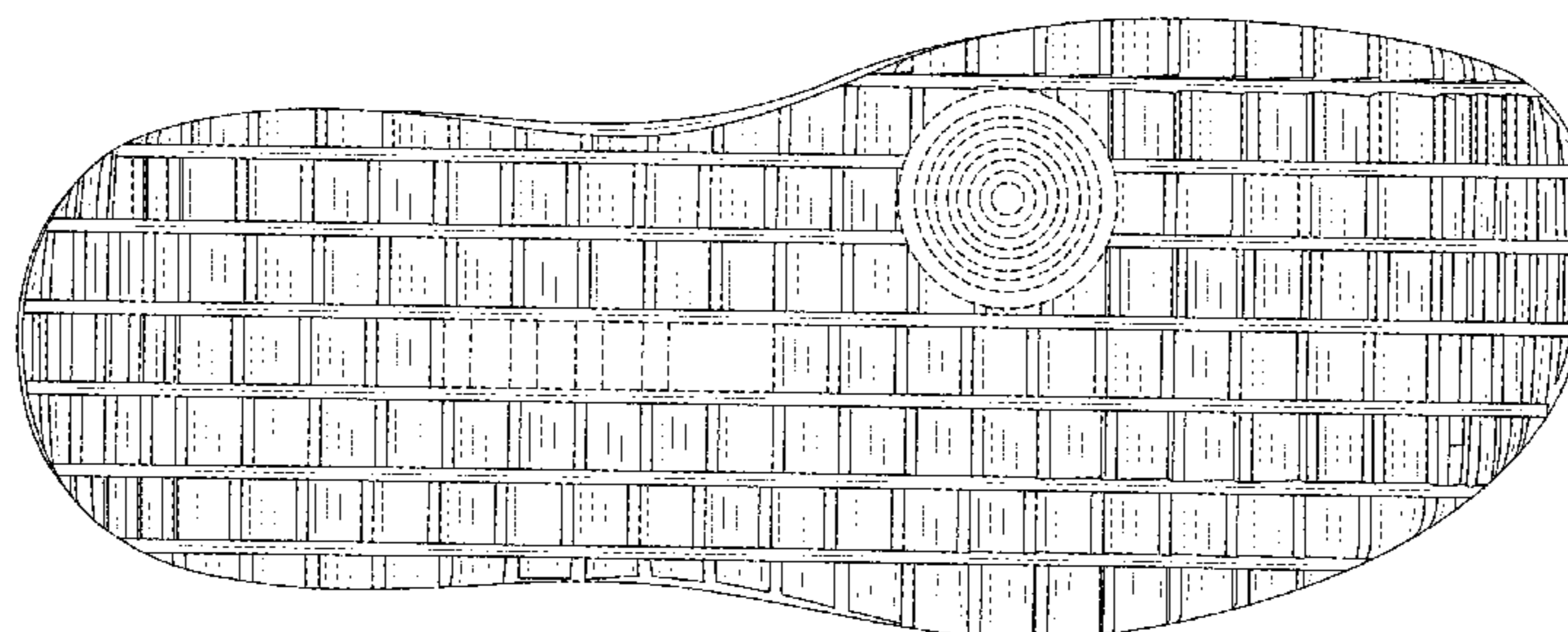
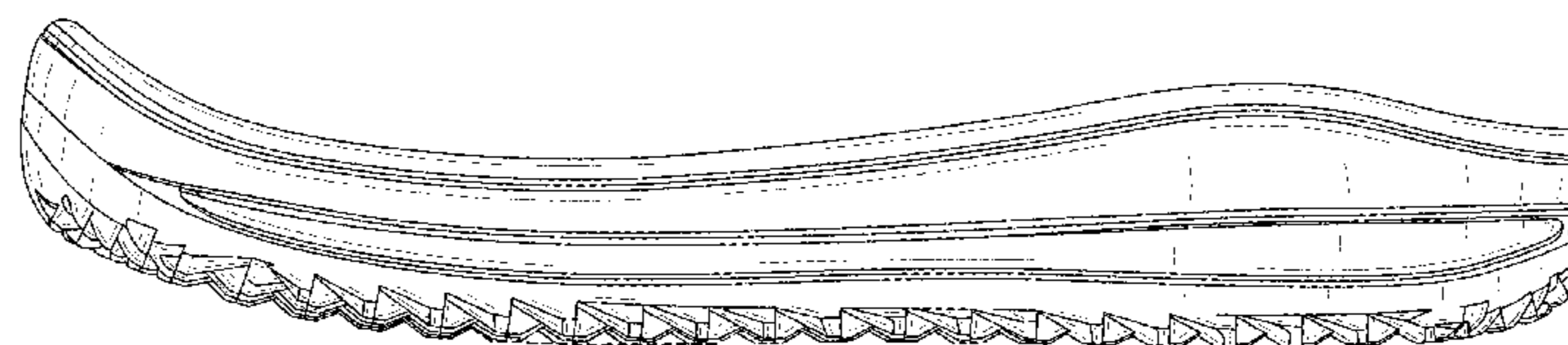
(57) **CLAIM**

The ornamental design for a sole, substantially as shown and described.

DESCRIPTION

FIG. 1 is a front, top, right-hand side perspective view of a sole comprising a new, original and ornamental design;
 FIG. 2 is a front view of a sole comprising the new, original and ornamental design;
 FIG. 3 is a right-hand side view of a sole comprising the new, original and ornamental design;
 FIG. 4 is a left-hand side view of a sole comprising the new, original and ornamental design;
 FIG. 5 is a top view of a sole comprising the new, original and ornamental design;
 FIG. 6 is a rear view of a sole comprising the new, original and ornamental design; and,
 FIG. 7 is a bottom view of a sole comprising the new, original and ornamental design.
 The broken lines shown in the drawings illustrate unclaimed portions of the article and form no part of the claimed design.

1 Claim, 4 Drawing Sheets



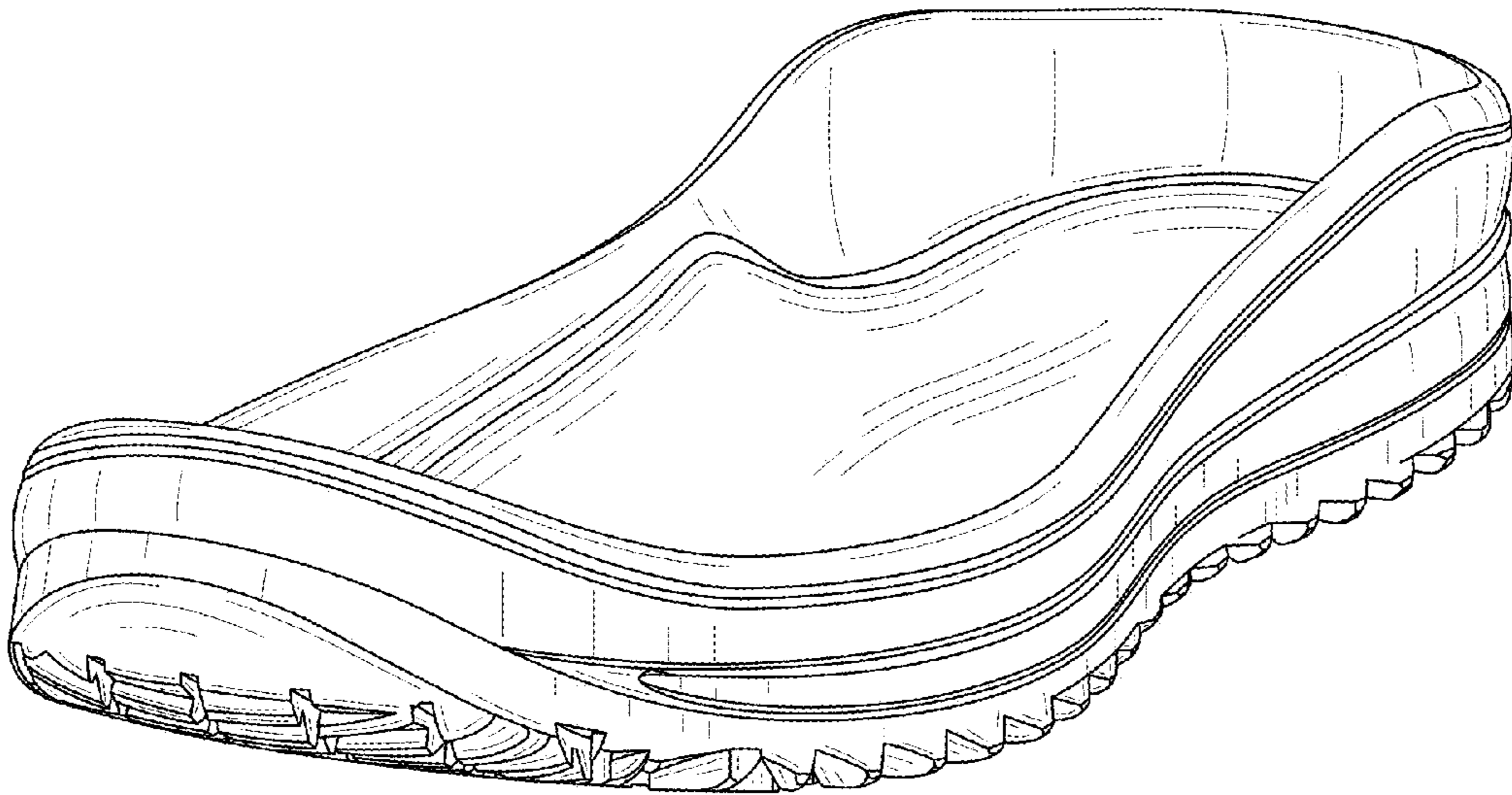


FIG. 1

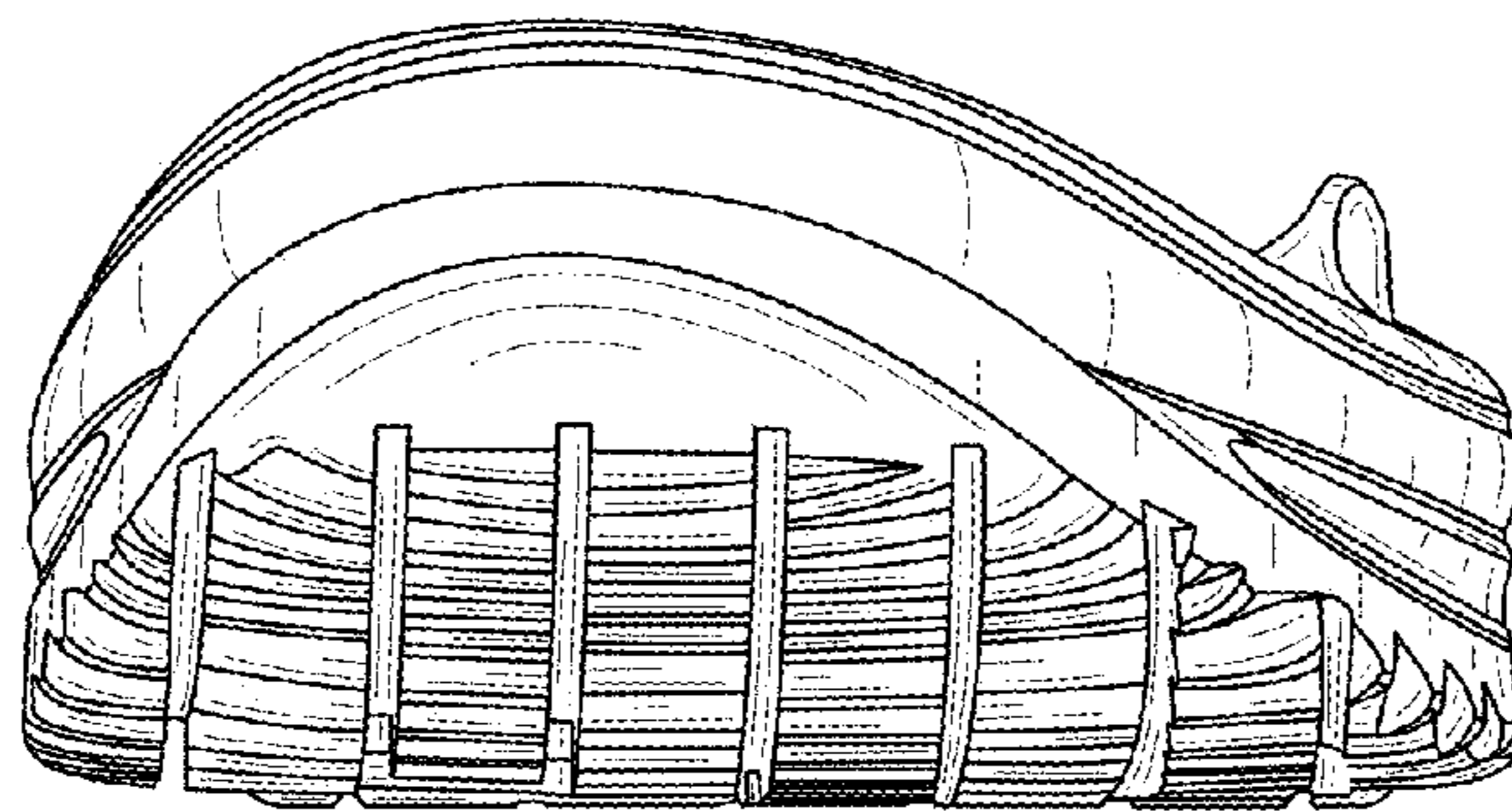


FIG. 2

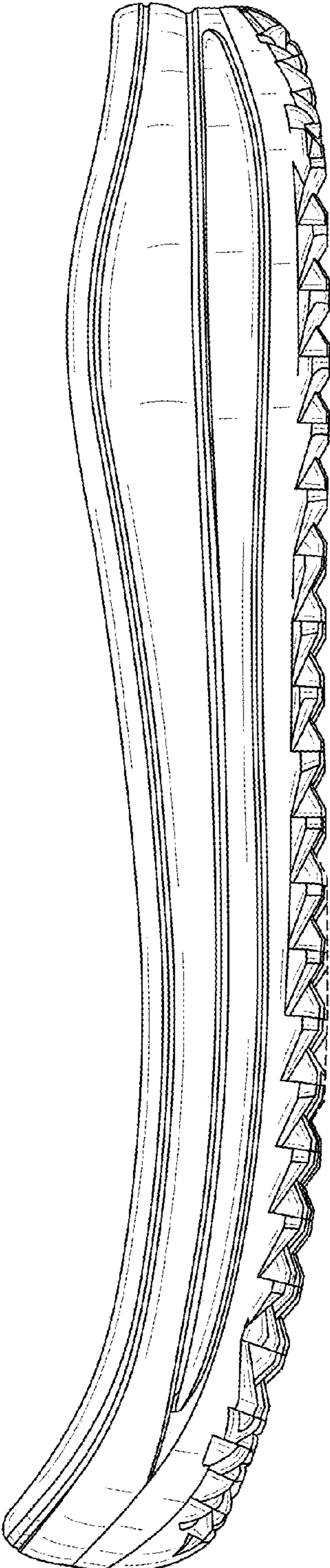


FIG. 3

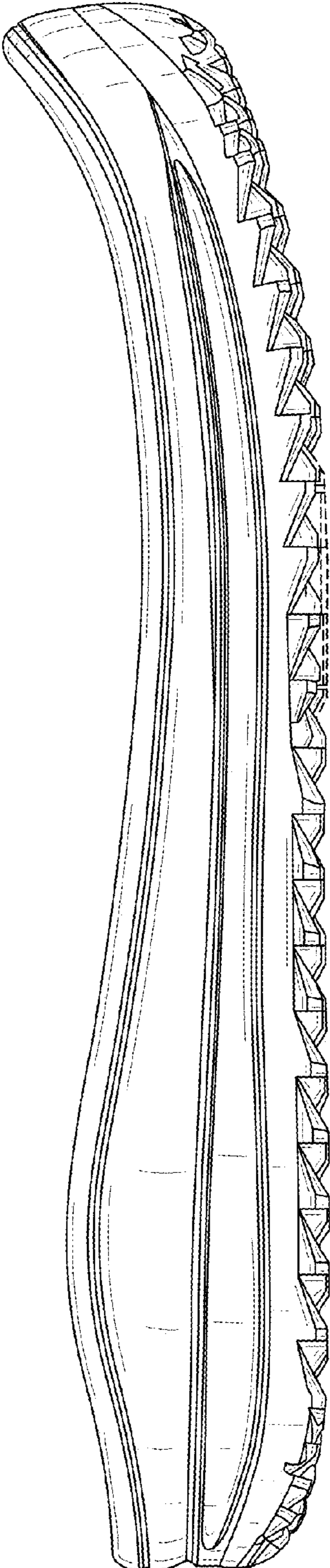


FIG. 4

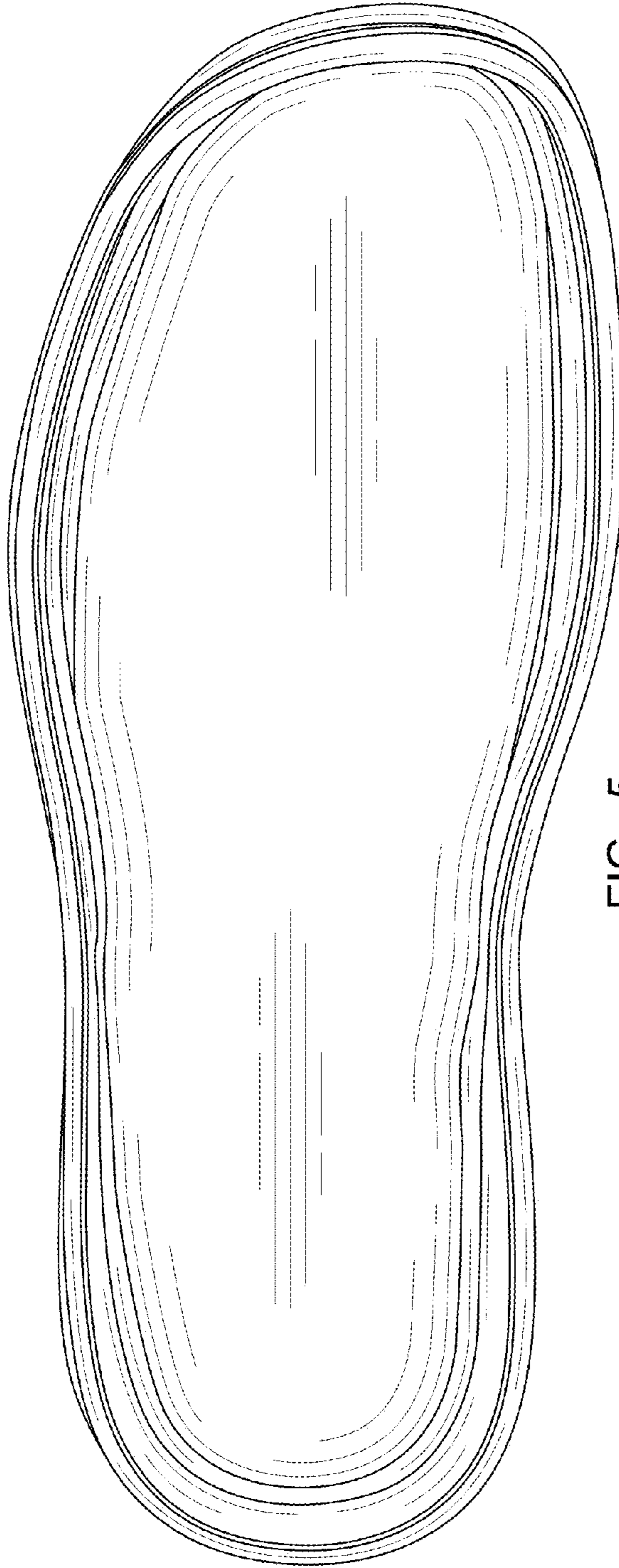


FIG. 5

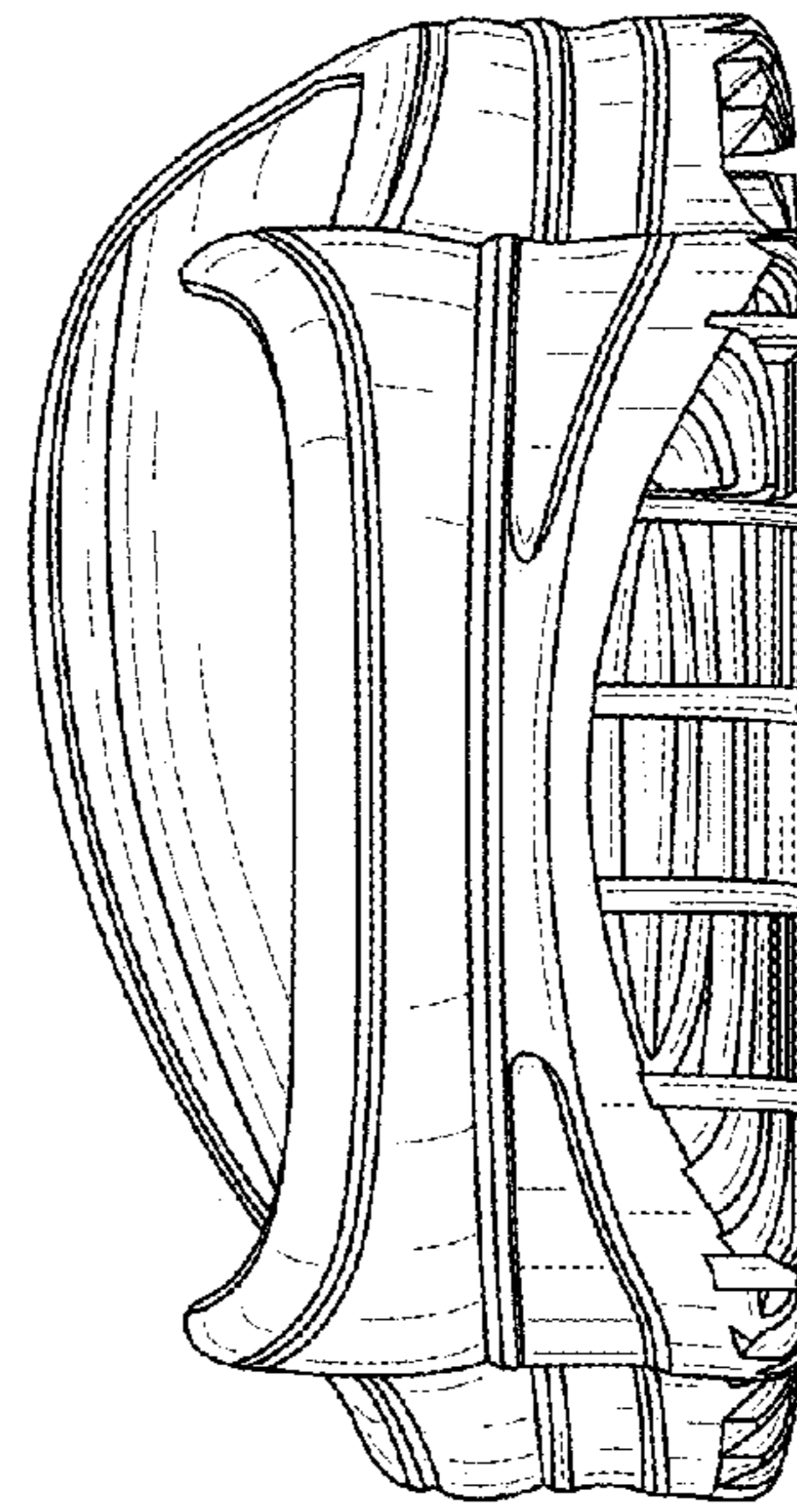


FIG. 6

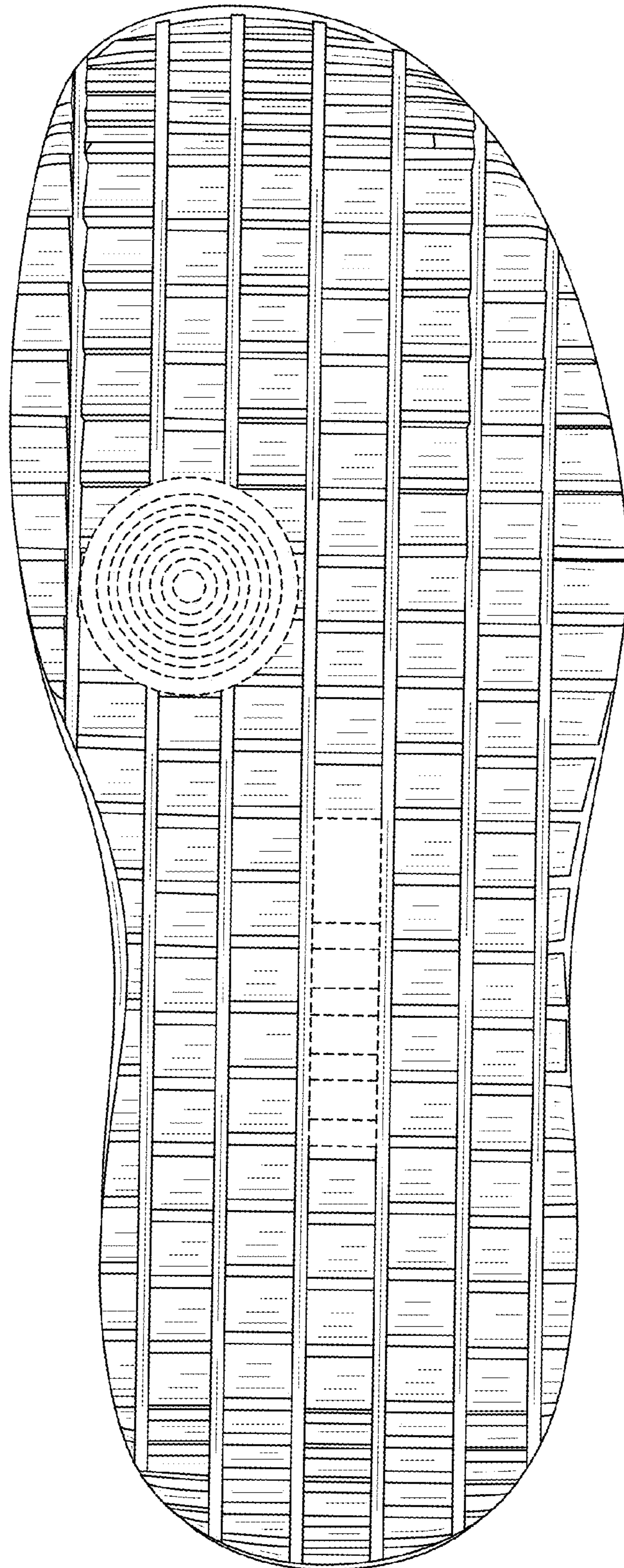


FIG. 7