



US00D712644S

(12) **United States Design Patent**
Joseph

(10) **Patent No.:** **US D712,644 S**

(45) **Date of Patent:** **** Sep. 9, 2014**

(54) **FOOTWEAR**

(75) **Inventor:** **John R. Joseph**, Portland, OR (US)

(73) **Assignee:** **Columbia Sportswear North America, Inc.**, Portland, OR (US)

(**) **Term:** **14 Years**

(21) **Appl. No.:** **29/404,577**

(22) **Filed:** **Oct. 21, 2011**

(51) **LOC (10) Cl.** **02-04**

(52) **U.S. Cl.**
USPC **D2/957**; D2/951; D2/960

(58) **Field of Classification Search**
USPC D2/902, 906, 908, 916, 918, 925,
D2/946-962, 977; 36/3 B, 22 R, 24.5, 25 R,
36/28, 32 R, 34 R, 59 C, 67 A, 103
See application file for complete search history.

(56) **References Cited**

U.S. PATENT DOCUMENTS

D79,934 S *	11/1929	Paterson	D2/959
1,808,063 A *	6/1931	Paterson	36/32 R
D200,846 S *	4/1965	Bovey	D2/908
D362,745 S *	10/1995	Skrivanek	D2/916
D388,945 S *	1/1998	Teague	D2/957
D397,849 S *	9/1998	Mitsui et al.	D2/954
5,901,467 A *	5/1999	Peterson et al.	36/29
7,000,334 B2 *	2/2006	Gillespie	36/28
D584,492 S *	1/2009	Lee	D2/957
7,658,018 B2 *	2/2010	Lin et al.	36/43
D611,692 S *	3/2010	Bizzo	D2/960
7,941,938 B2 *	5/2011	Yu et al.	36/25 R

D642,362 S *	8/2011	Miner	D2/957
D659,967 S *	5/2012	Miner	D2/957
D661,077 S *	6/2012	Lee	D2/967
D666,394 S *	9/2012	Mentha	D2/960
D686,406 S *	7/2013	Spring	D2/959
8,505,219 B2 *	8/2013	Avar et al.	36/102
2008/0022553 A1 *	1/2008	McDonald et al.	36/25 R
2008/0229617 A1 *	9/2008	Johnson et al.	36/102
2010/0083535 A1 *	4/2010	Meschter et al.	36/88
2010/0299965 A1 *	12/2010	Avar et al.	36/102
2011/0214313 A1 *	9/2011	James et al.	36/103
2012/0233885 A1 *	9/2012	Shaffer et al.	36/103
2013/0152428 A1 *	6/2013	Bishop et al.	36/103

* cited by examiner

Primary Examiner — T. Chase Nelson

(74) *Attorney, Agent, or Firm* — Schwabe, Williamson & Wyatt, P.C.

(57) **CLAIM**

I claim the ornamental design for footwear, as shown and described.

DESCRIPTION

FIG. 1 is a perspective view of footwear, showing my new design;
FIG. 2 is a right side view thereof;
FIG. 3 is a left side view thereof;
FIG. 4 is a top view thereof;
FIG. 5 is a bottom view thereof;
FIG. 6 is a front view thereof; and,
FIG. 7 is a back view thereof.
The dashed lines are included for illustrating environmental structure and form no part of the claimed design.

1 Claim, 5 Drawing Sheets

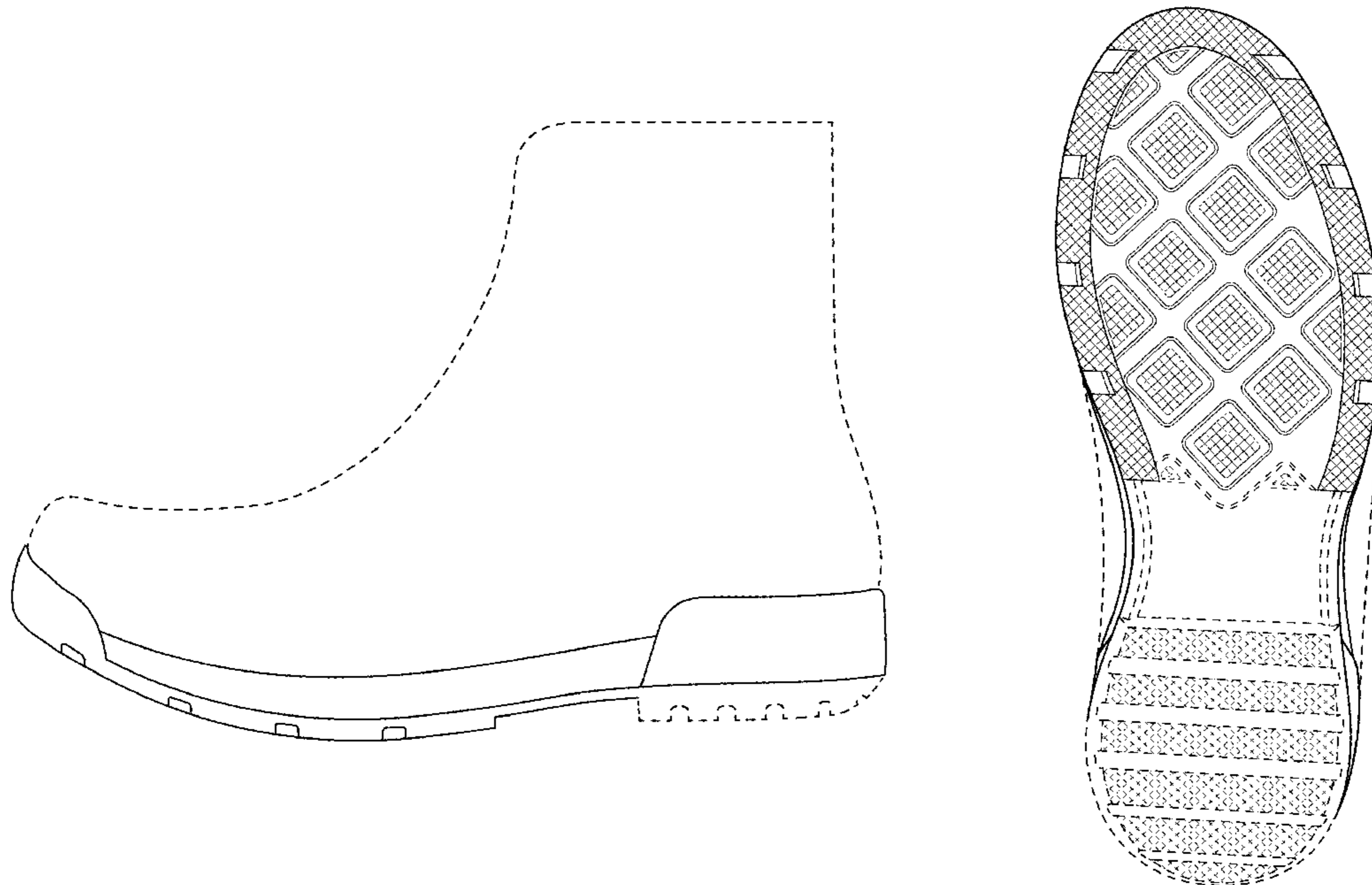


FIG. 1

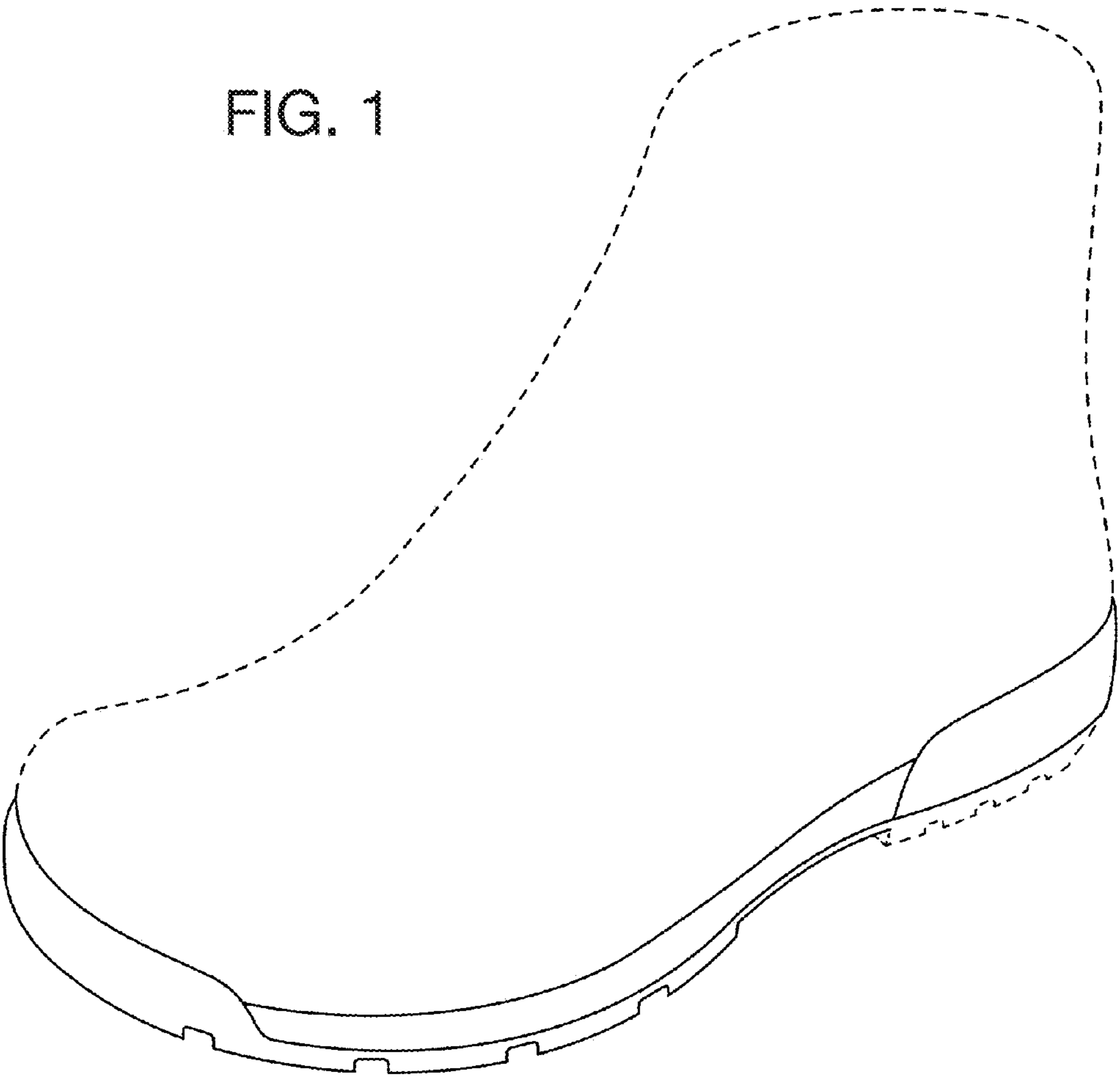
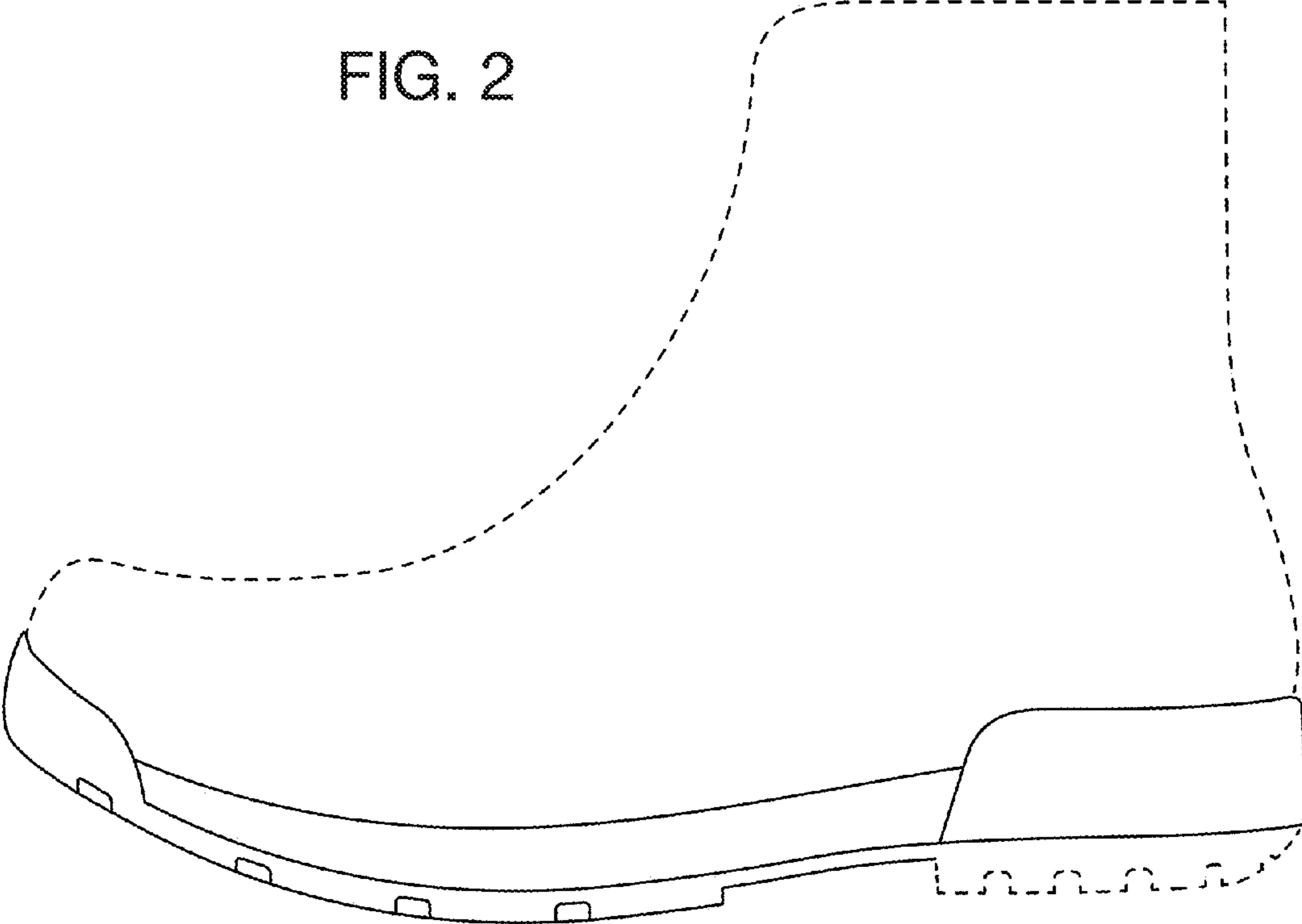
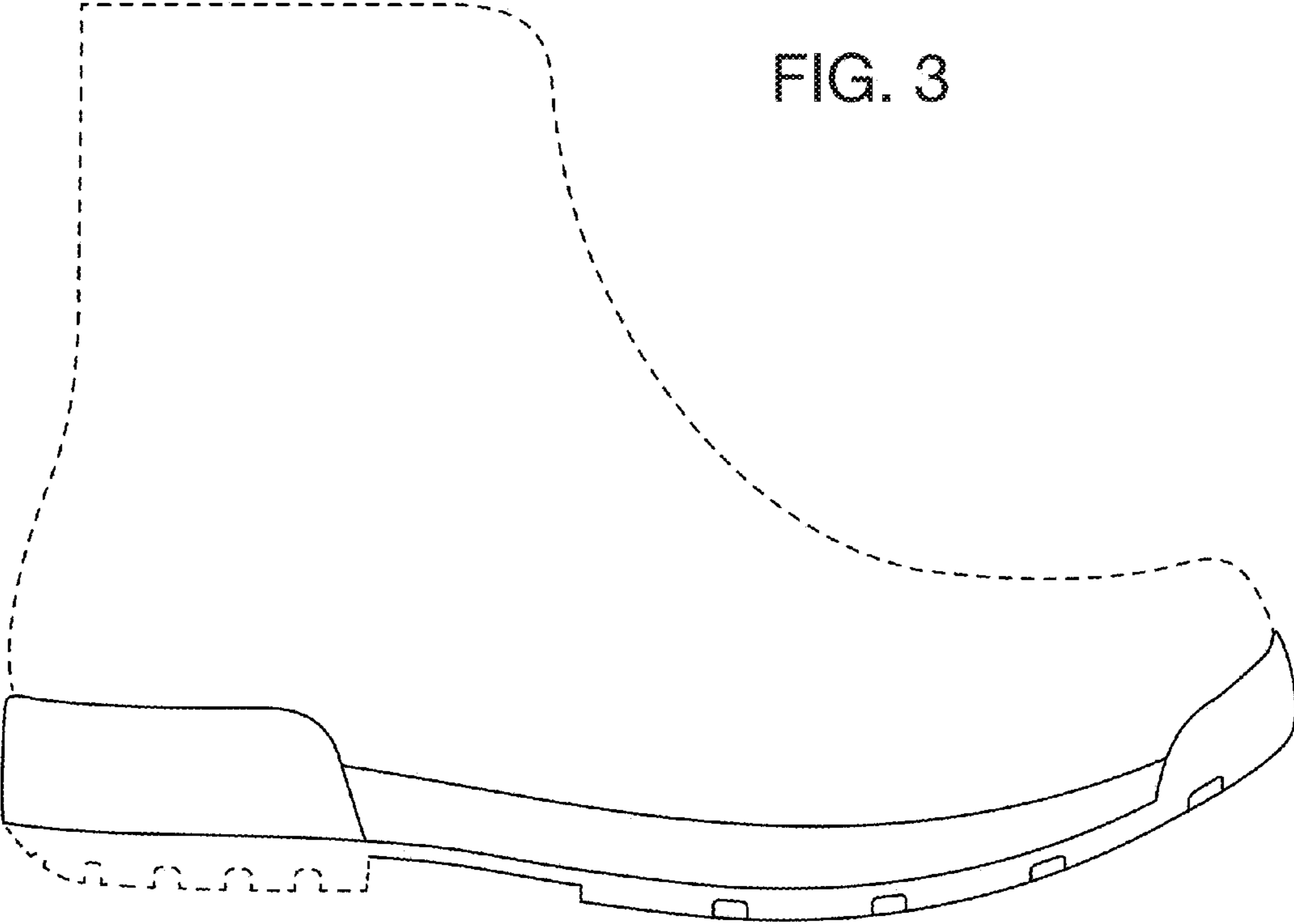


FIG. 2





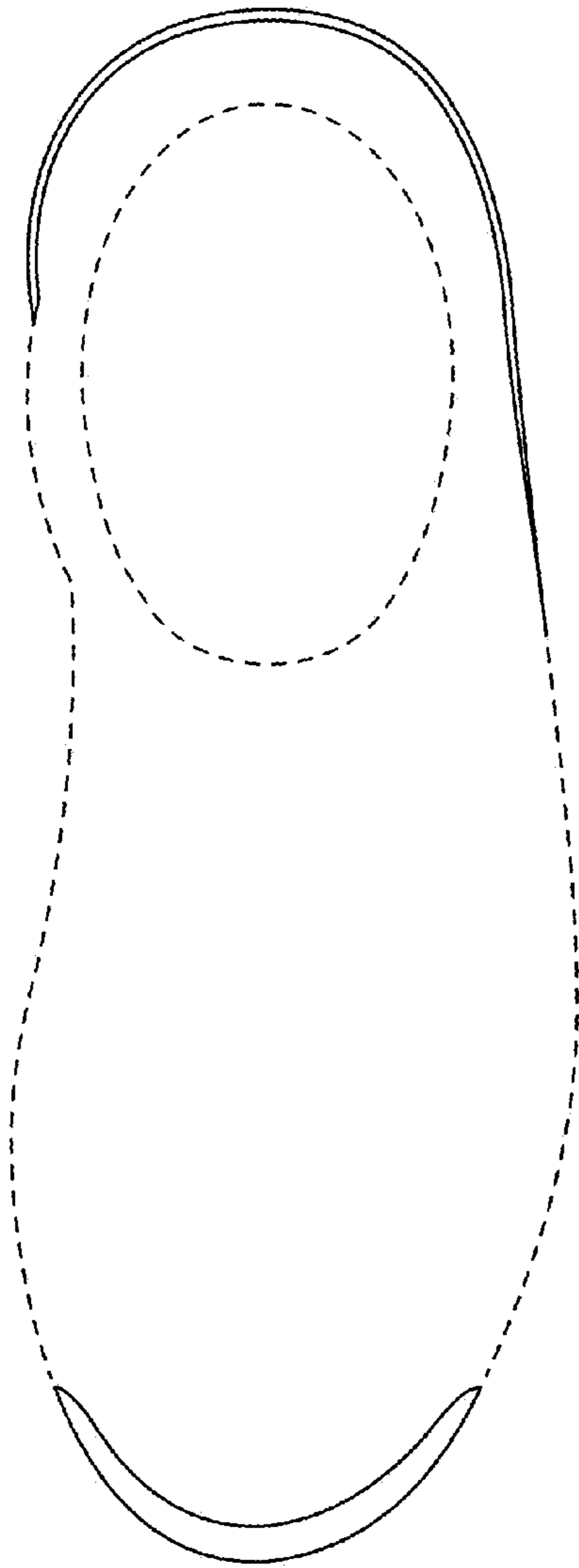


FIG. 4

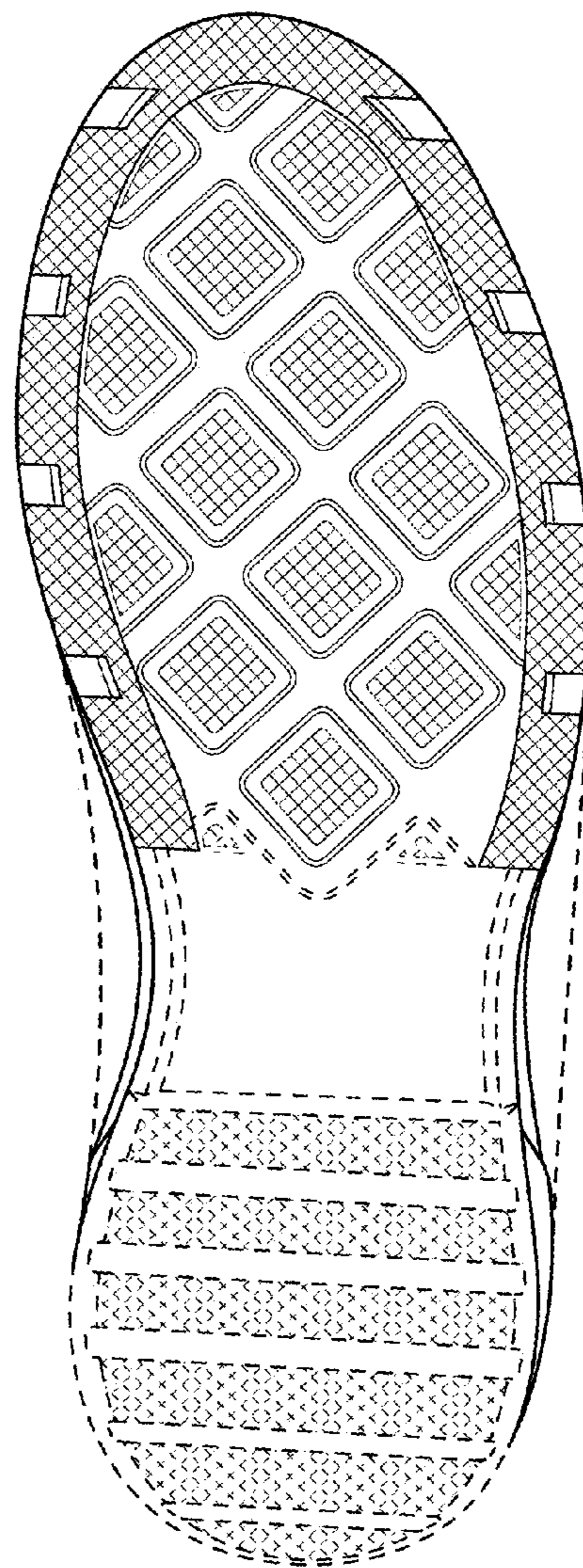


FIG. 5

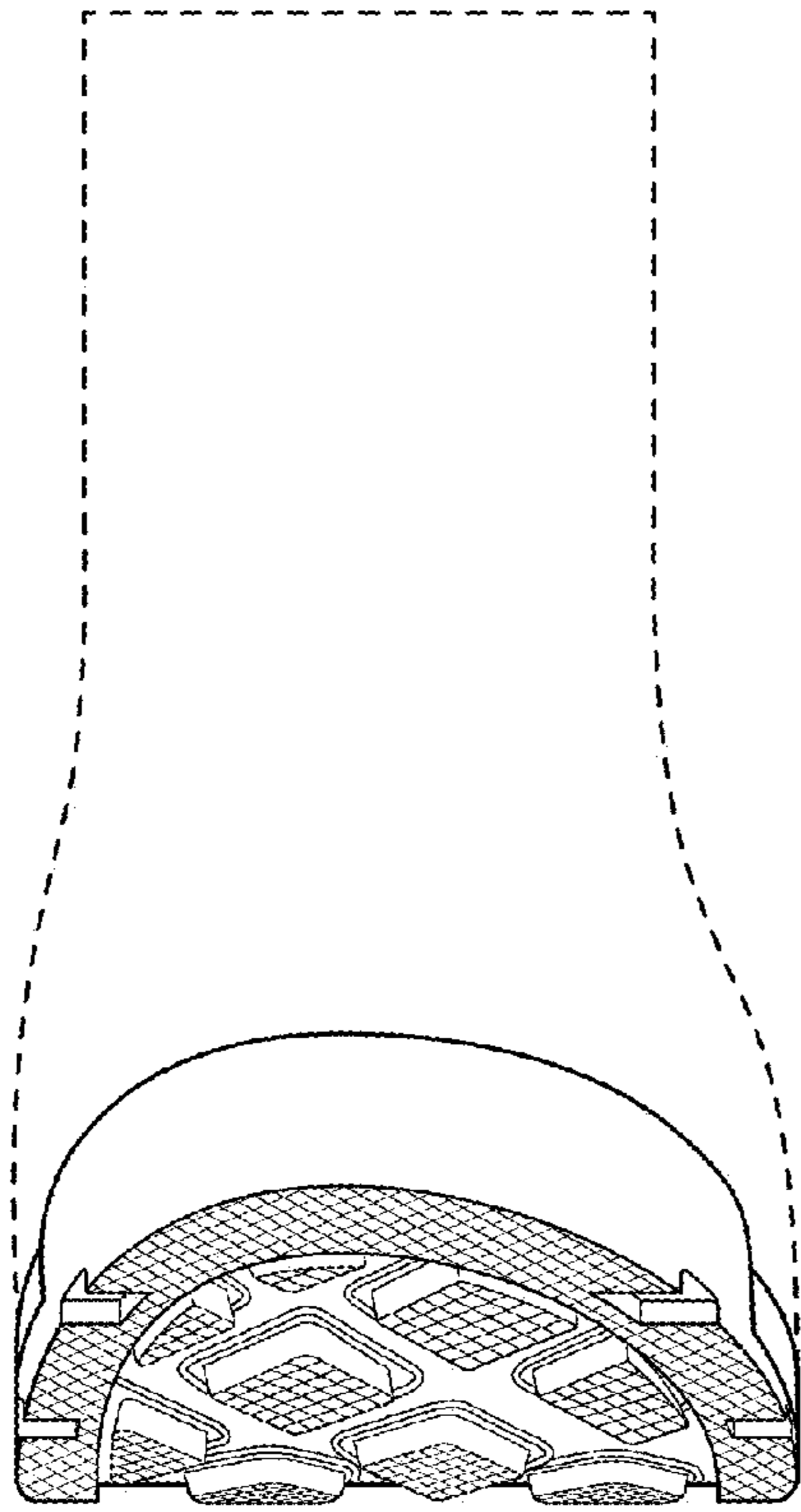


FIG. 6

FIG. 7

