



US00D712624S

(12) **United States Design Patent**  
**Lee**

(10) **Patent No.:** **US D712,624 S**  
(45) **Date of Patent:** **\*\* Sep. 9, 2014**

- (54) **DECORATIVE POCKET SQUARE**
- (71) Applicant: **In Y. Lee**, Great Neck, NY (US)
- (72) Inventor: **In Y. Lee**, Great Neck, NY (US)
- (\*\*) Term: **14 Years**
- (21) Appl. No.: **29/483,318**
- (22) Filed: **Feb. 27, 2014**

2,507,049	A *	5/1950	Ripple .....	2/279
2,513,154	A *	6/1950	Dundon .....	2/279
2,539,182	A *	1/1951	Brown .....	2/279
2,597,146	A *	5/1952	Ginal, Jr. ....	2/279
2,697,838	A *	12/1954	Bove et al. ....	2/279

**OTHER PUBLICATIONS**

72 Groom Pocket Square Designs You Didn't Know About [on-line]; posted on the Internet Aug. 2, 2010; retrieved from the Internet on May 18, 2014. URL: ><http://www.austinweddingblog.com/2010/08/72-groom-pocket-square-designs-you.html><. (7 pages). See the "Oasis," on p. 2, and "Intrigue," on p. 3.\*

\* cited by examiner

*Primary Examiner* — Karen E Eldridge Powers

(74) *Attorney, Agent, or Firm* — Notaro, Michalos & Zaccaria P.C.

**Related U.S. Application Data**

- (62) Division of application No. 29/461,989, filed on Jul. 30, 2013, which is a division of application No. 29/440,679, filed on Dec. 26, 2012, now Pat. No. Des. 689,667, which is a division of application No. 29/430,705, filed on Aug. 29, 2012, now Pat. No. Des. 676,218, which is a division of application No. 29/410,222, filed on Jan. 5, 2012, now Pat. No. Des. 669,657.

(51) **LOC (10) Cl.** ..... **02-07**

(52) **U.S. Cl.**  
USPC ..... **D2/500**

(58) **Field of Classification Search**  
USPC ..... D2/500, 501, 502, 503, 504, 505, 506, D2/507, 508; D3/226, 265; 2/207, 247  
See application file for complete search history.

(56) **References Cited**

**U.S. PATENT DOCUMENTS**

1,466,993	A *	9/1923	Creech, Jr. ....	2/279
1,599,687	A *	9/1926	Sullivan .....	2/247
1,979,980	A *	11/1934	McAdams .....	2/279

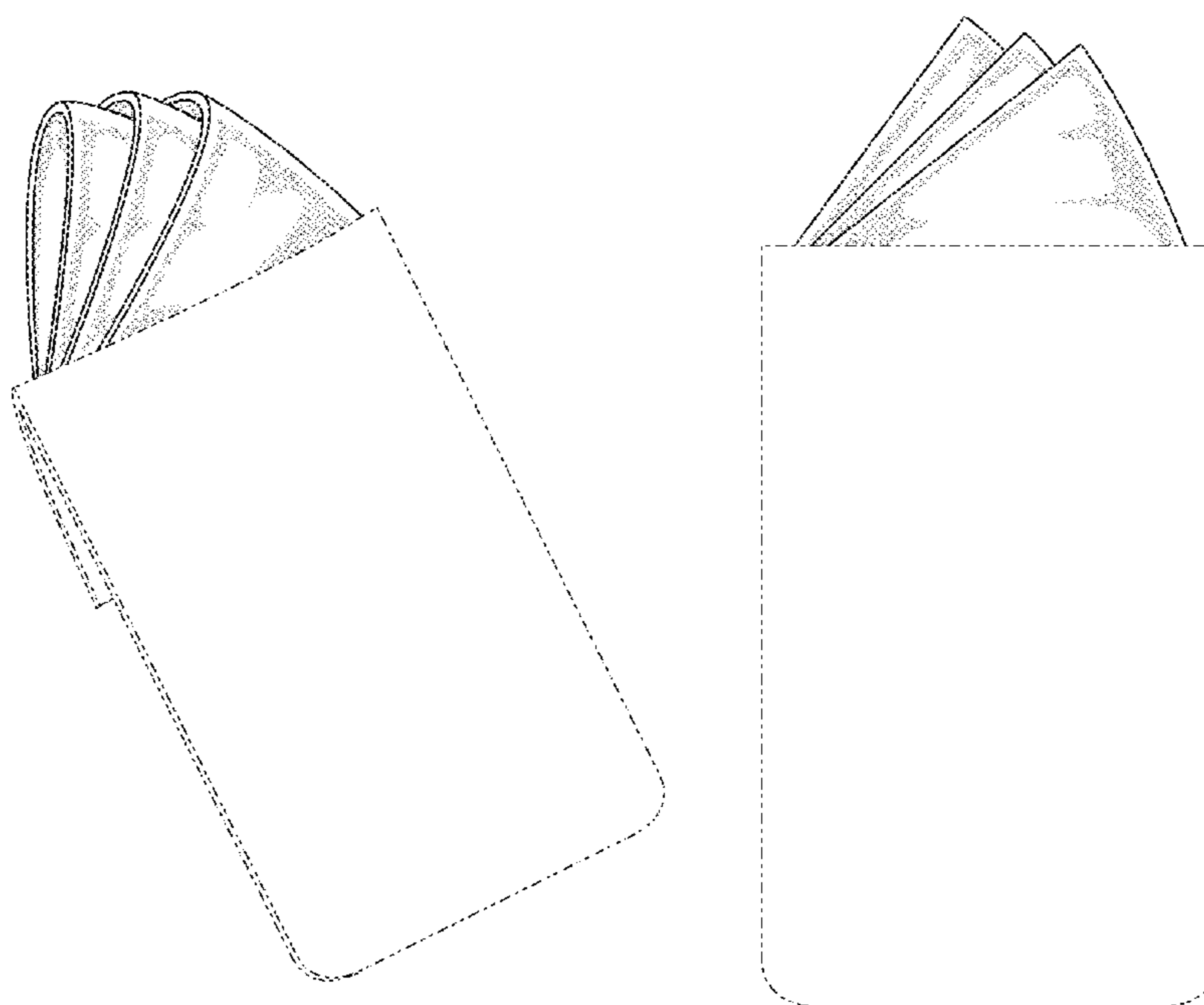
**CLAIM**

(57) The ornamental design for a decorative pocket square, as shown and described.

**DESCRIPTION**

FIG. 1 is a perspective view of a decorative pocket square showing my new design therefor;  
FIG. 2 is a front elevational view thereof;  
FIG. 3 is a rear elevational view thereof;  
FIG. 4 is a right side elevational view thereof;  
FIG. 5 is a left side elevational view thereof;  
FIG. 6 is a top plan view thereof; and,  
FIG. 7 is a bottom plan view thereof.  
Throughout the drawings, broken lines show environment only and form no part of the claimed design.

**1 Claim, 5 Drawing Sheets**



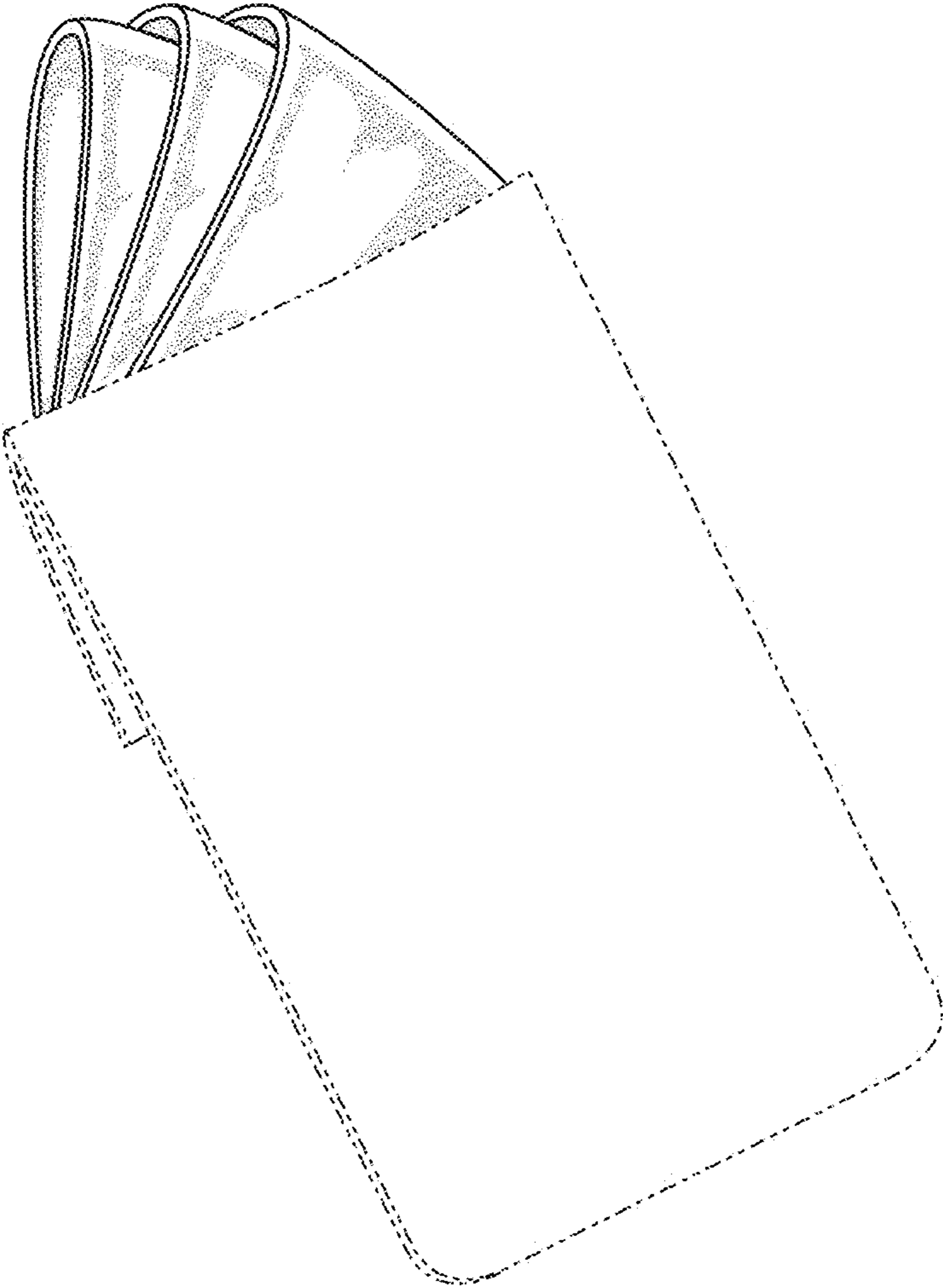


FIG. 1




FIG. 2




FIG. 3

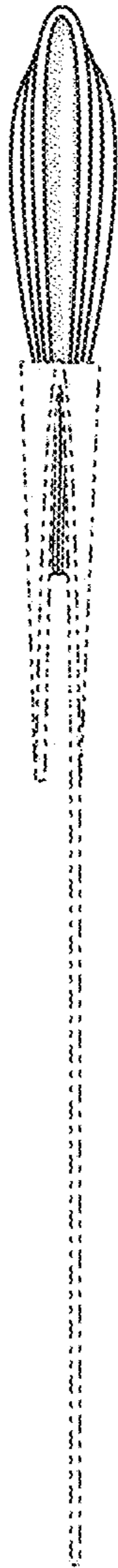


FIG. 4

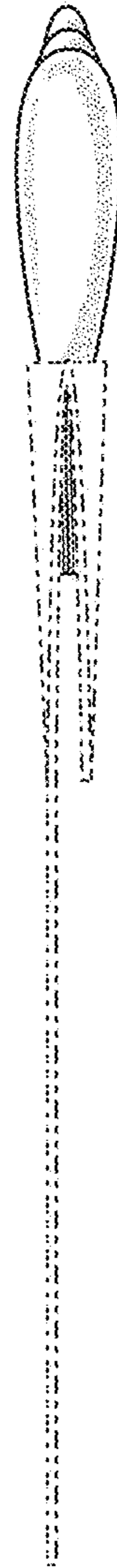


FIG. 5



FIG. 6




FIG. 7