

US00D712618S

(12) **United States Design Patent**
Rogers et al.

(10) **Patent No.:** **US D712,618 S**
(45) **Date of Patent:** **** Sep. 9, 2014**

(54) **ROOT VEGETABLE PRODUCT**

(71) Applicant: **McCain Foods Limited,**
Florenceville-Bristol (CA)

(72) Inventors: **David M. Rogers,** Woodstock (CA);
John Aikens, New Maryland (CA)

(73) Assignee: **McCain Foods Limited,**
Florenceville-Bristol (CA)

(**) Term: **14 Years**

(21) Appl. No.: **29/456,306**

(22) Filed: **May 30, 2013**

(51) **LOC (10) Cl.** **01-01**

(52) **U.S. Cl.**
USPC **D1/125**

(58) **Field of Classification Search**
USPC D1/100-130, 199; 426/104, 115, 143,
426/144, 249, 274, 517, 518, 615, 805;
D21/386; D25/119, 121; D30/160;
D24/102, 103; D34/28, 29

See application file for complete search history.

(56) **References Cited**

U.S. PATENT DOCUMENTS

1,802,698	A *	4/1931	Blanchard	426/138
2,924,228	A *	2/1960	McGee	132/273
3,180,737	A *	4/1965	Culp	426/412
D313,298	S *	12/1990	Elmas et al.	D34/28
D323,414	S *	1/1992	Bruke	D34/29
D326,944	S *	6/1992	Bruke	D34/29

5,296,252	A *	3/1994	Mendenhall	426/615
D362,703	S *	9/1995	Rusk	D21/693
D401,735	S *	12/1998	Rom	D1/101
D458,434	S *	6/2002	Bortone	D1/125
D492,087	S *	6/2004	Bortone	D1/125
D501,697	S *	2/2005	Bortone	D1/125
D523,191	S *	6/2006	Wang	D30/160
D666,378	S *	9/2012	Dixon	D1/125
D688,344	S *	8/2013	Cheung	D21/803
D688,437	S *	8/2013	Walker et al.	D1/125
2008/0038416	A1 *	2/2008	Burgess et al.	426/143
2011/0311685	A1 *	12/2011	Hogan et al.	426/92
2013/0087032	A1	4/2013	Walker et al.		

* cited by examiner

Primary Examiner — Barbara Fox

Assistant Examiner — Katie Mroczka

(74) *Attorney, Agent, or Firm* — Panitch Schwarze Belisario
& Nadel LLP


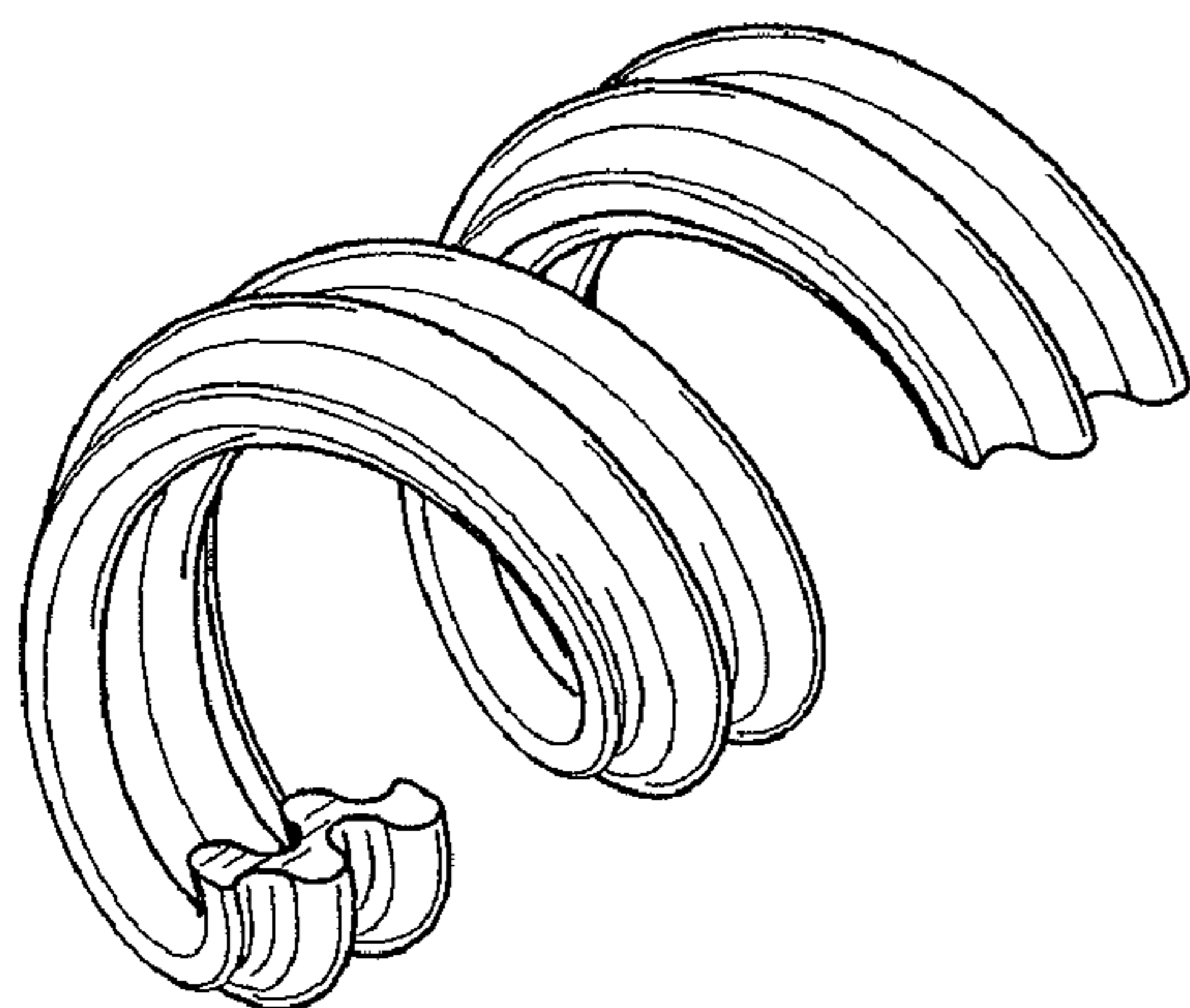
(57) **CLAIM**

The ornamental design for a root vegetable product, as shown and described.

DESCRIPTION

FIG. 1 is a front perspective view of a root vegetable product in accordance with our new design; FIG. 2 is a left side elevational view thereof; FIG. 3 is a front elevational view thereof; FIG. 4 is a right side elevational view thereof; FIG. 5 is a rear elevational view thereof; FIG. 6 is a top plan view thereof; and, FIG. 7 is a bottom plan view thereof.

1 Claim, 2 Drawing Sheets



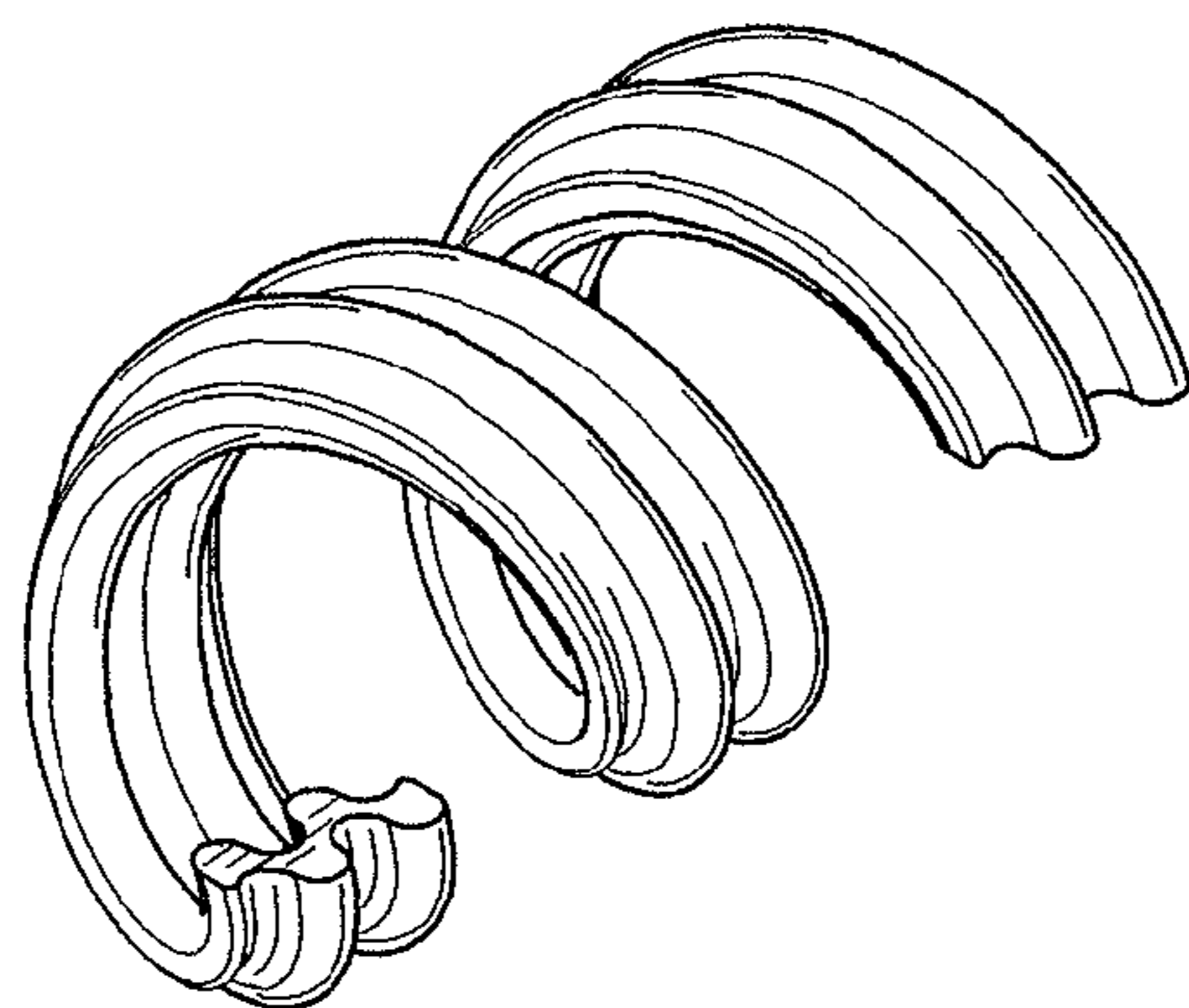


Fig. 1

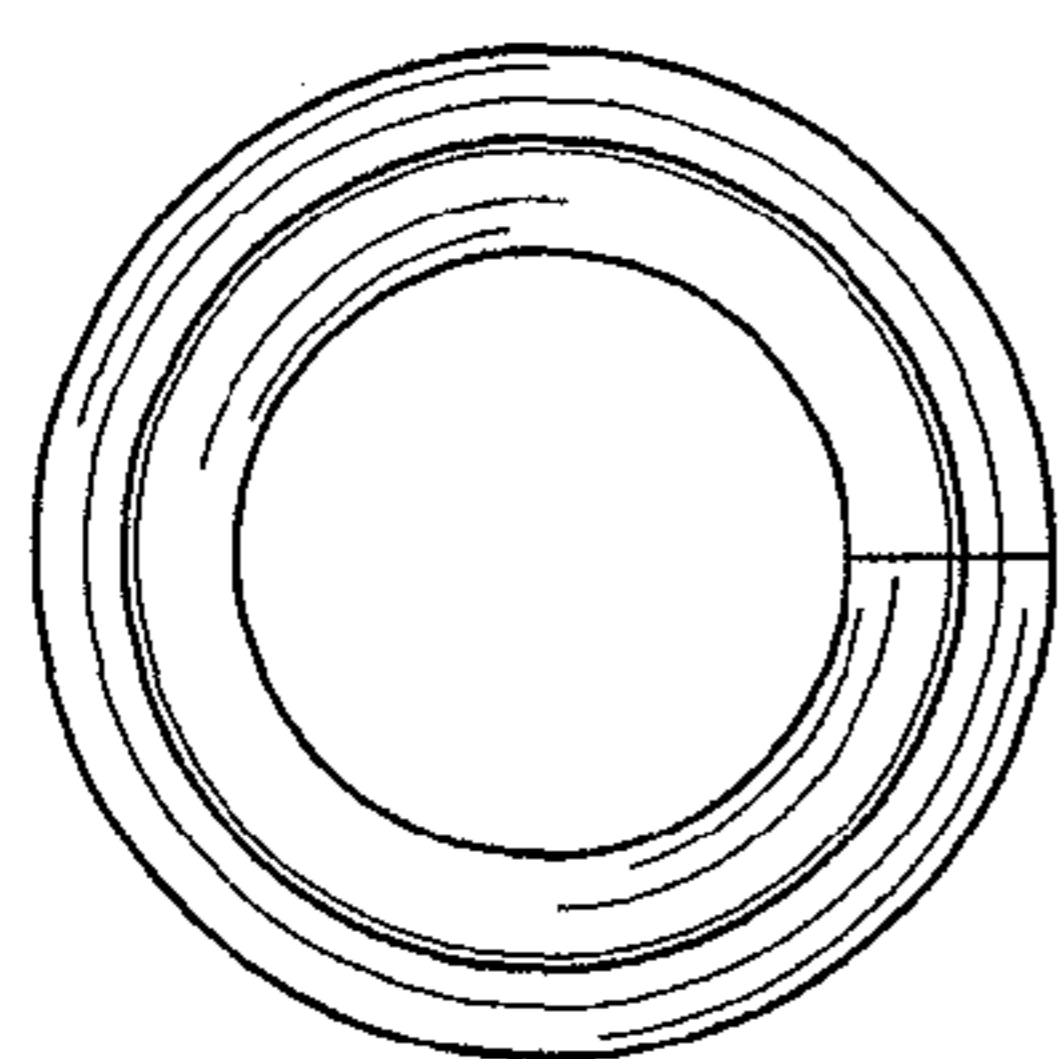


Fig. 2




Fig. 3

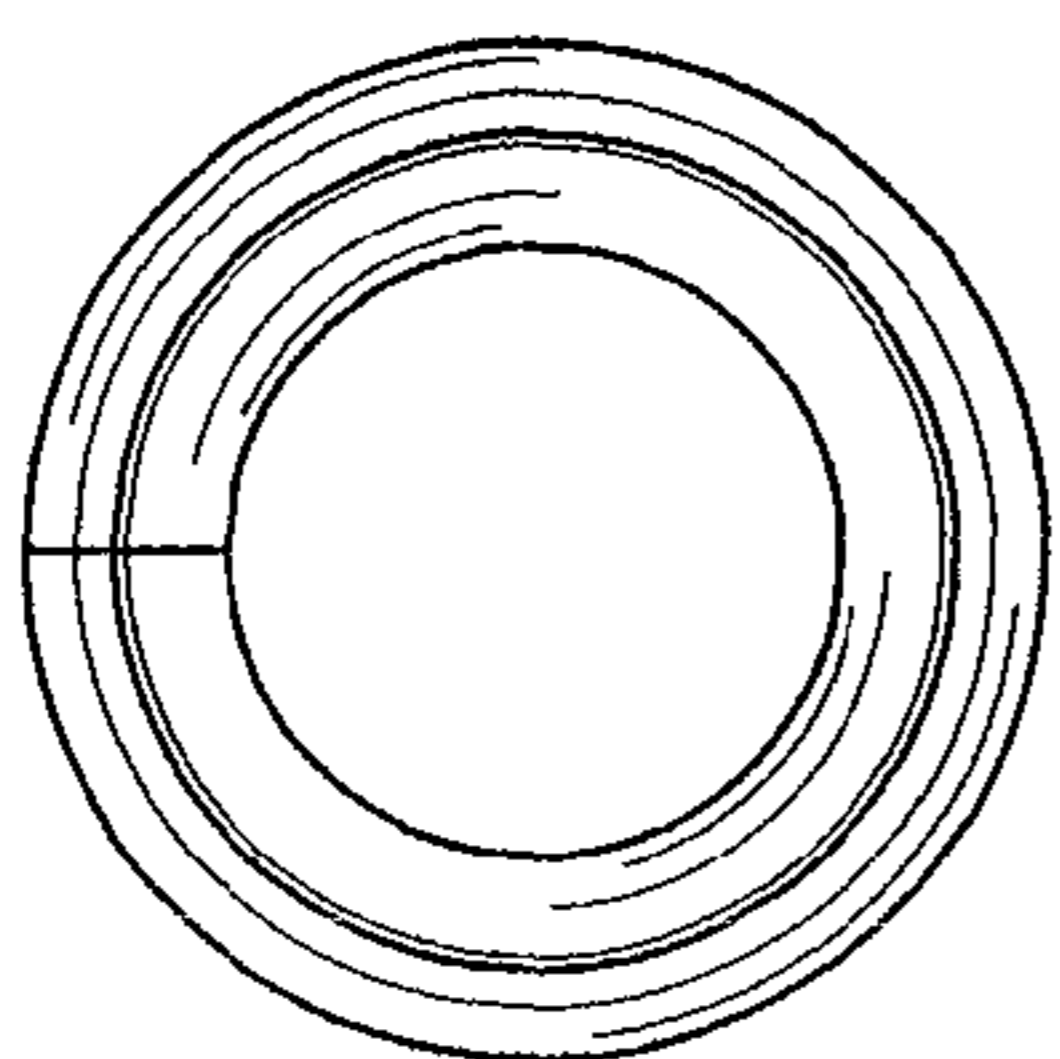


Fig. 4




Fig. 5




Fig. 6




Fig. 7