



US00D712614S

(12) **United States Design Patent**
Ritzler

(10) **Patent No.:** **US D712,614 S**

(45) **Date of Patent:** **** Sep. 2, 2014**

(54) **AUTOMATIC TELLER MACHINES**

(71) Applicant: **Banco Bilbao Vizcaya Argentaria, S.A., Bilbao (ES)**

(72) Inventor: **Sebastian Ritzler, Munich (DE)**

(73) Assignee: **Banco Bilbao Vizcaya Argentaria, S.A. (ES)**

(**) Term: **14 Years**

(21) Appl. No.: **29/454,609**

(22) Filed: **May 13, 2013**

(51) **LOC (10) Cl.** **20-01**

(52) **U.S. Cl.**

USPC **D99/28**; D14/900; D14/901; D14/902

(58) **Field of Classification Search**

USPC D99/25, 28, 34, 36, 37, 43, 99;
D14/300-307, 900-902; D18/4.1-4.4;
205/0.8, 0.81, 0.815, 0.82, 0.83, 0.84;
101/66; 109/1 R, 1 V, 2, 23, 24.1, 25,
109/58, 58.5, 59 R, 66; 446/8-13;
361/679.1, 679.02, 679.04, 679.21,
361/679.57, 724; 235/379, 380, 381, 382,
235/382.5; 194/206; 705/43

See application file for complete search history.

(56) **References Cited**

U.S. PATENT DOCUMENTS

D360,734 S * 7/1995 Hall D99/28
D360,737 S * 7/1995 Helbig, Jr. D99/28
D388,229 S * 12/1997 Couch D99/28
D396,931 S * 8/1998 Ng D99/28
D405,833 S * 2/1999 Mussett D20/1
D410,129 S * 5/1999 Molander et al. D99/28
D412,233 S * 7/1999 Cajacob et al. D99/28

D437,468 S * 2/2001 Fukutake et al. D99/28
D449,420 S * 10/2001 Sommerville et al. D99/28
D454,421 S * 3/2002 Jeon et al. D99/28
D455,536 S * 4/2002 Lowe D99/28
D456,587 S * 4/2002 Kit et al. D99/28
D481,515 S * 10/2003 Magee et al. D99/28
D492,080 S * 6/2004 Magee et al. D99/28
D530,880 S * 10/2006 Magee et al. D99/28
D538,505 S * 3/2007 Kang et al. D99/28
D584,875 S * 1/2009 Bleck D99/28
D596,374 S * 7/2009 Kang et al. D99/28
D625,305 S * 10/2010 Bleck et al. D14/307
D629,585 S * 12/2010 Bleck et al. D99/28
D645,223 S * 9/2011 Bleck et al. D99/28
D678,651 S * 3/2013 Bartolome D99/28
2005/0029340 A1 * 2/2005 Ferraro 235/379
2006/0073883 A1 * 4/2006 Franks 463/25
2008/0265019 A1 * 10/2008 Artino et al. 235/379
2008/0296365 A1 * 12/2008 Schliebe 235/379

* cited by examiner

Primary Examiner — Elizabeth J Oswecki

(74) *Attorney, Agent, or Firm* — Cantor Colburn LLP

(57) **CLAIM**

The ornamental design for an automatic teller machine, as shown and described.

DESCRIPTION

FIG. 1 is a perspective view of an automatic teller machine, showing my new design;

FIG. 2 is a front elevation view thereof;

FIG. 3 is a right side elevation view thereof;

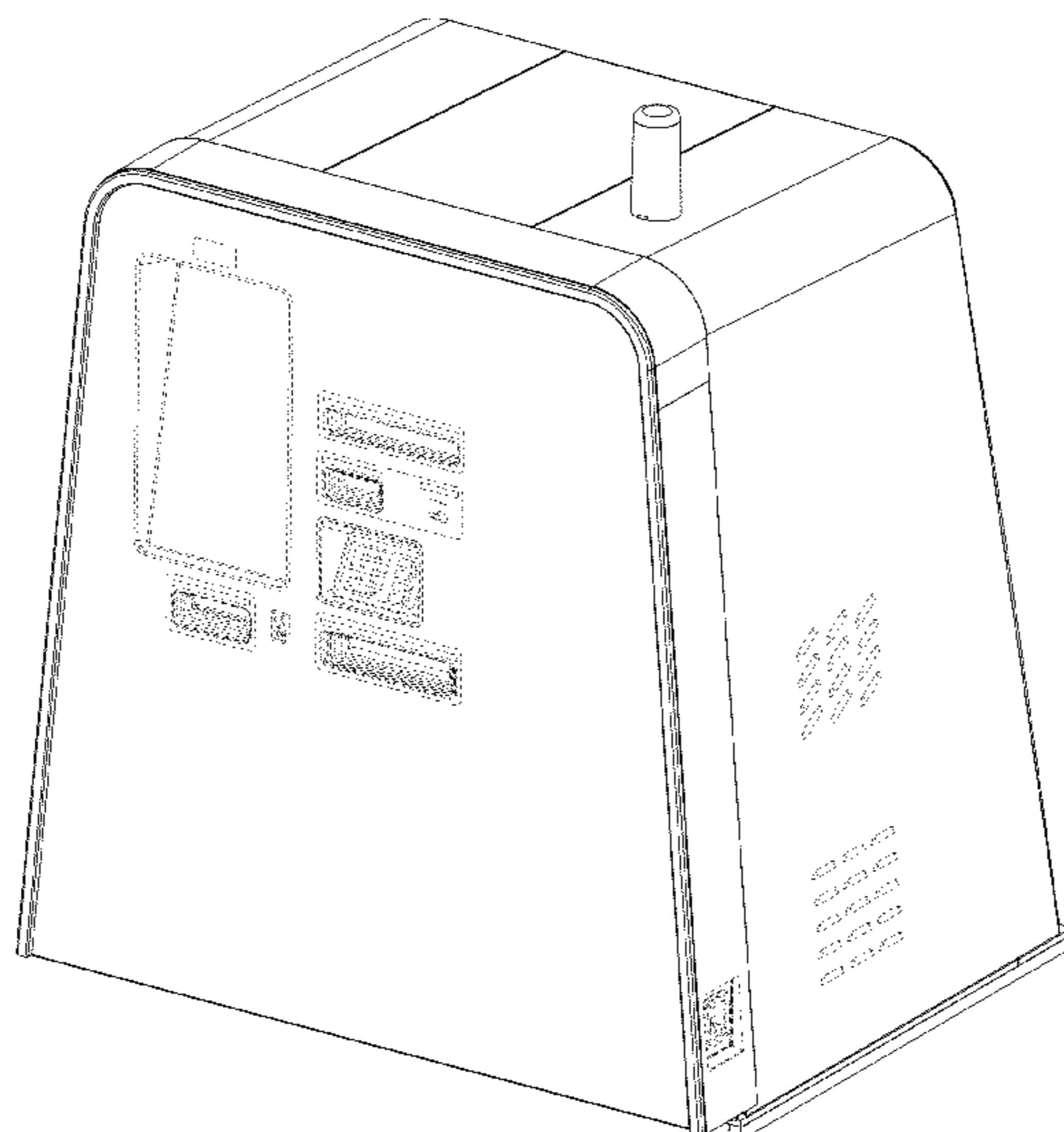
FIG. 4 is a top plan view thereof;

FIG. 5 is a rear elevation view thereof; and,

FIG. 6 is a left side elevation view thereof.

The broken lines shown in the drawings represent portions of the automatic teller machine that form no part of the claimed design.

1 Claim, 6 Drawing Sheets



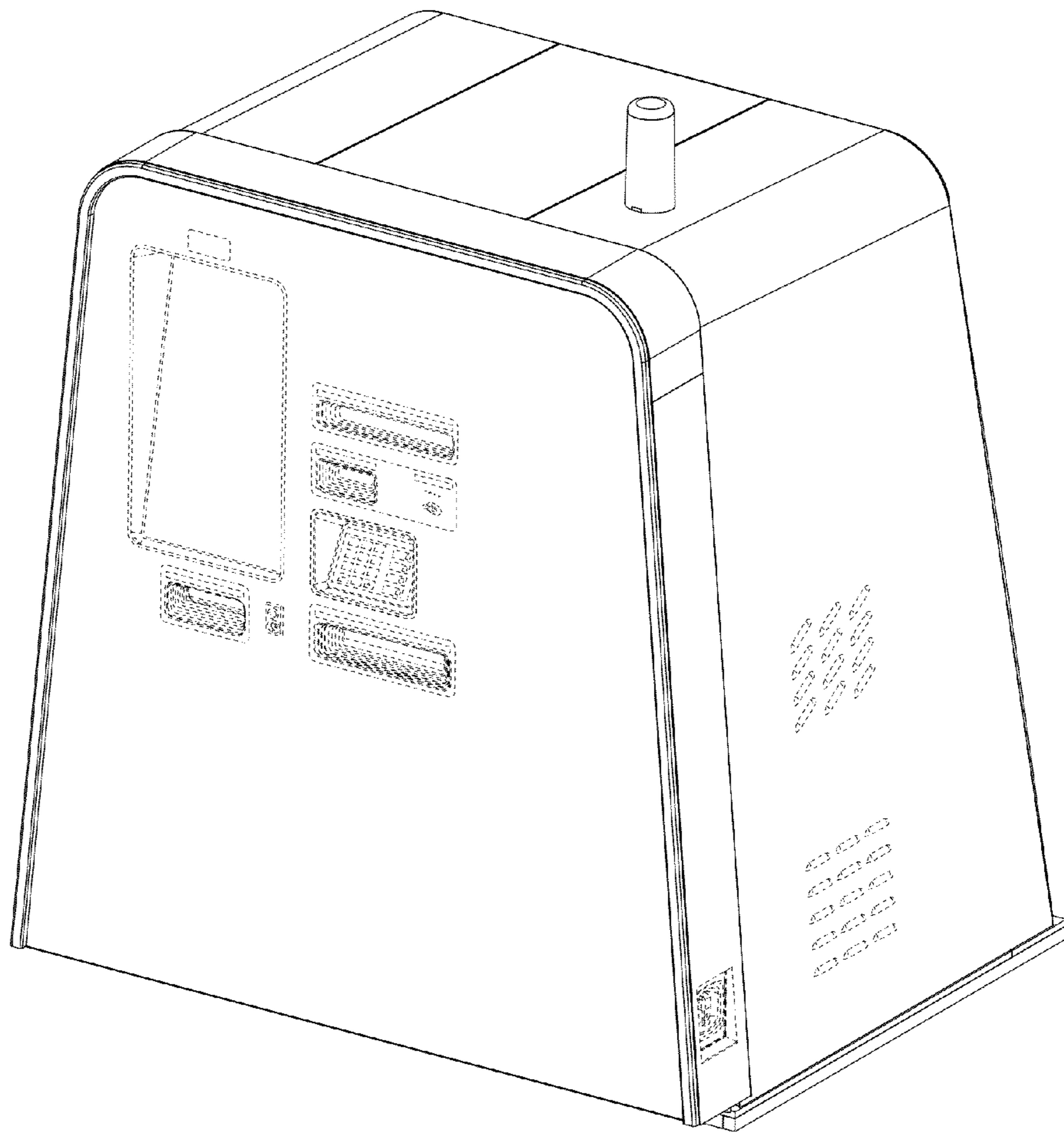


FIG. 1

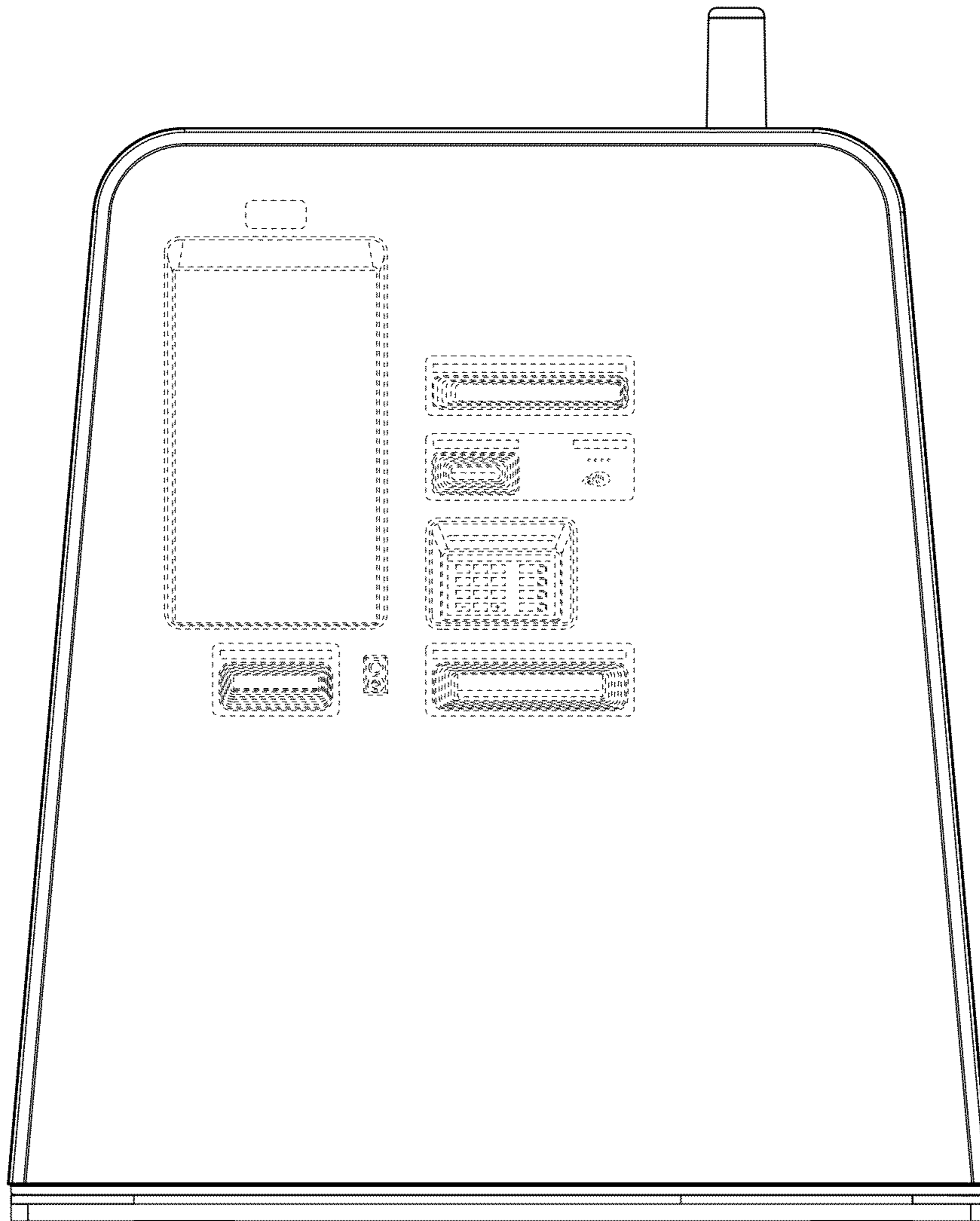


FIG. 2

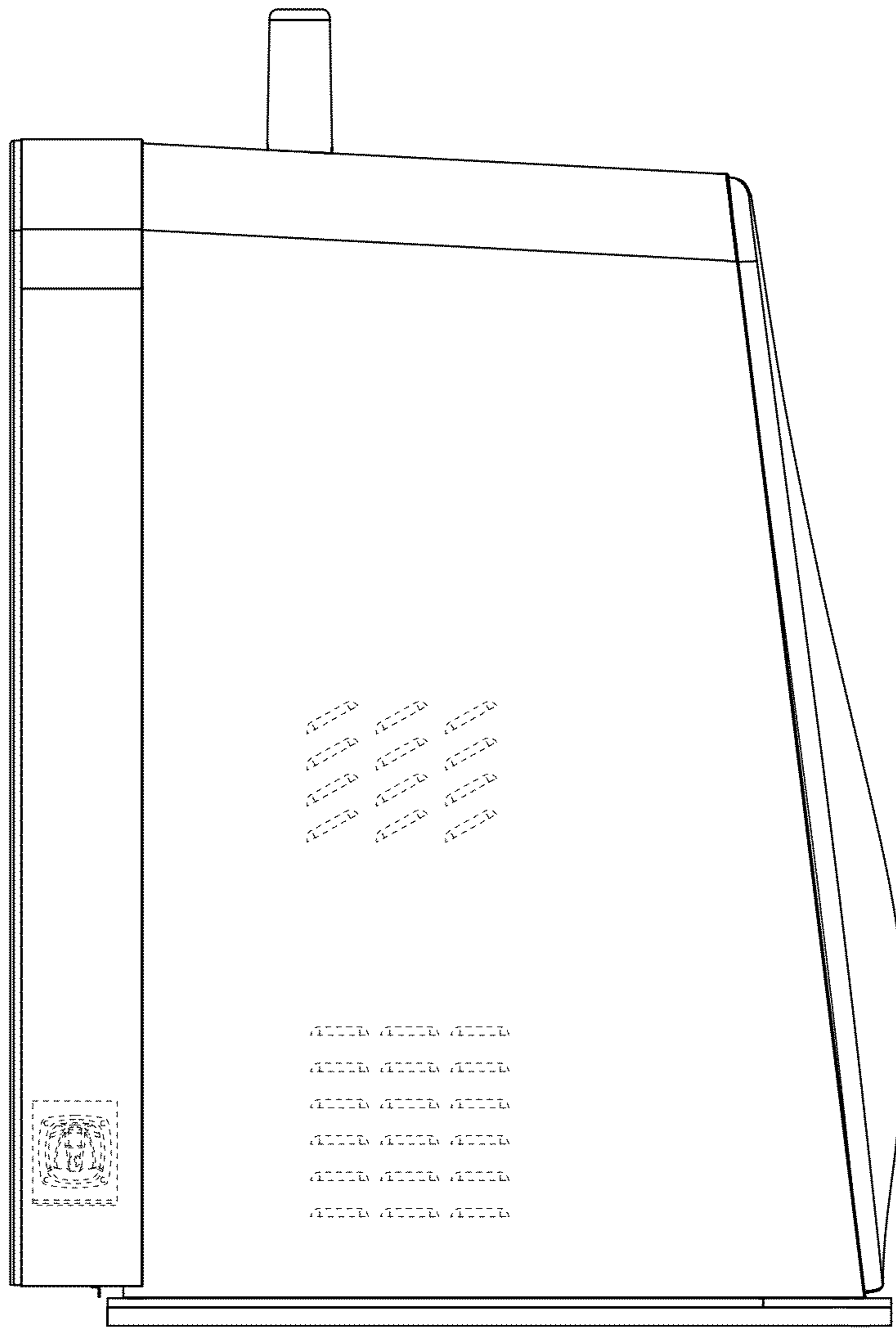


FIG. 3

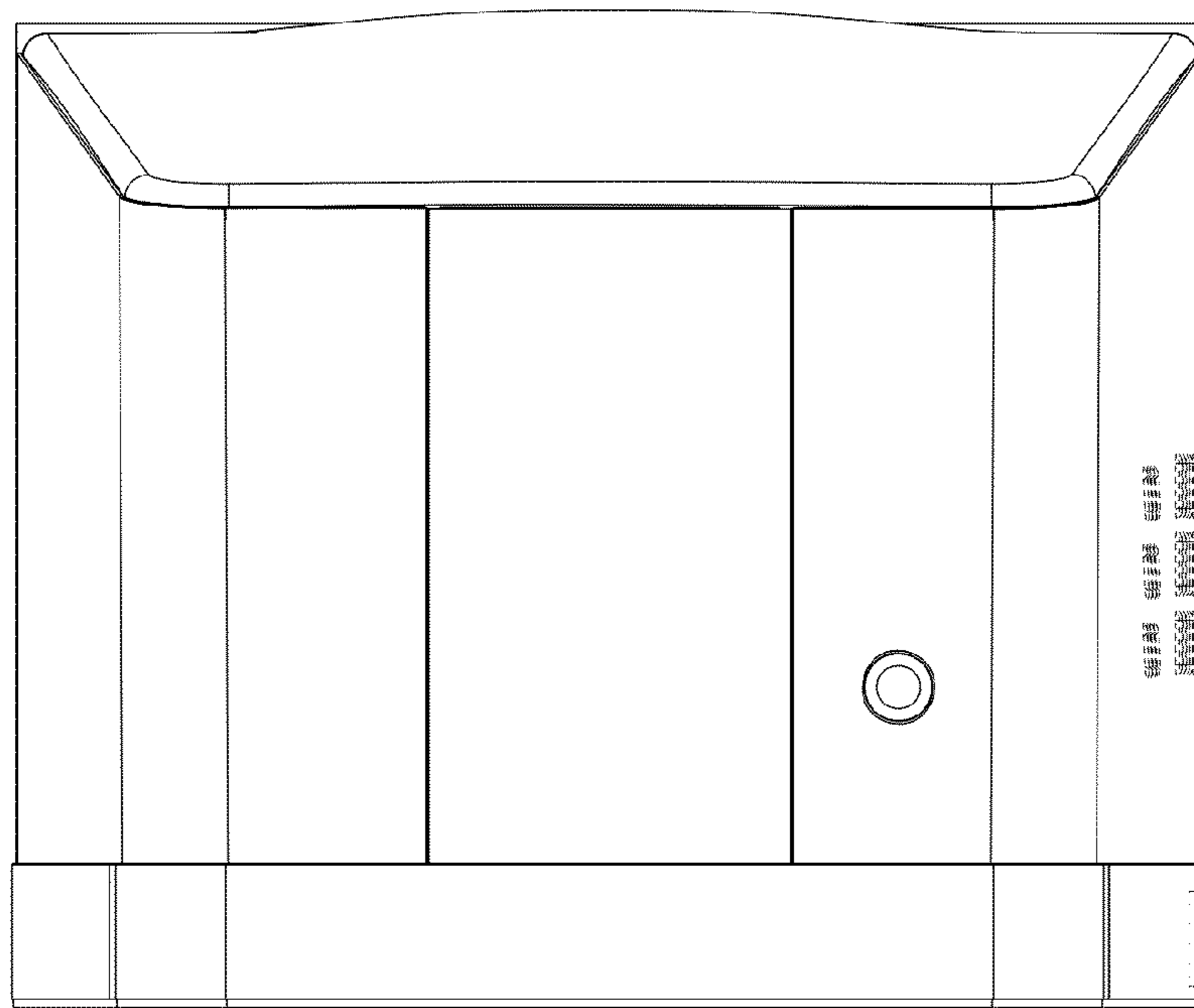


FIG. 4

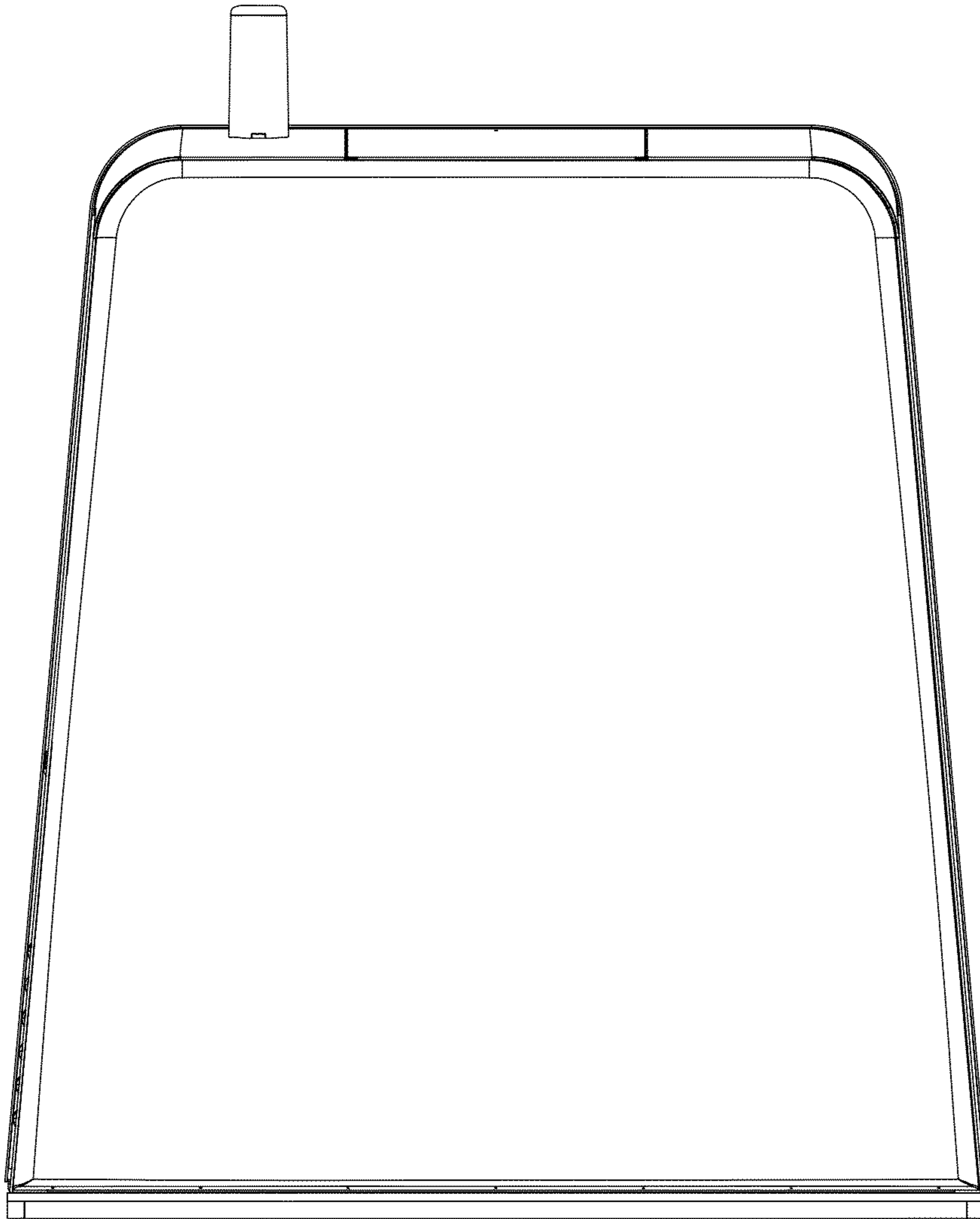


FIG. 5

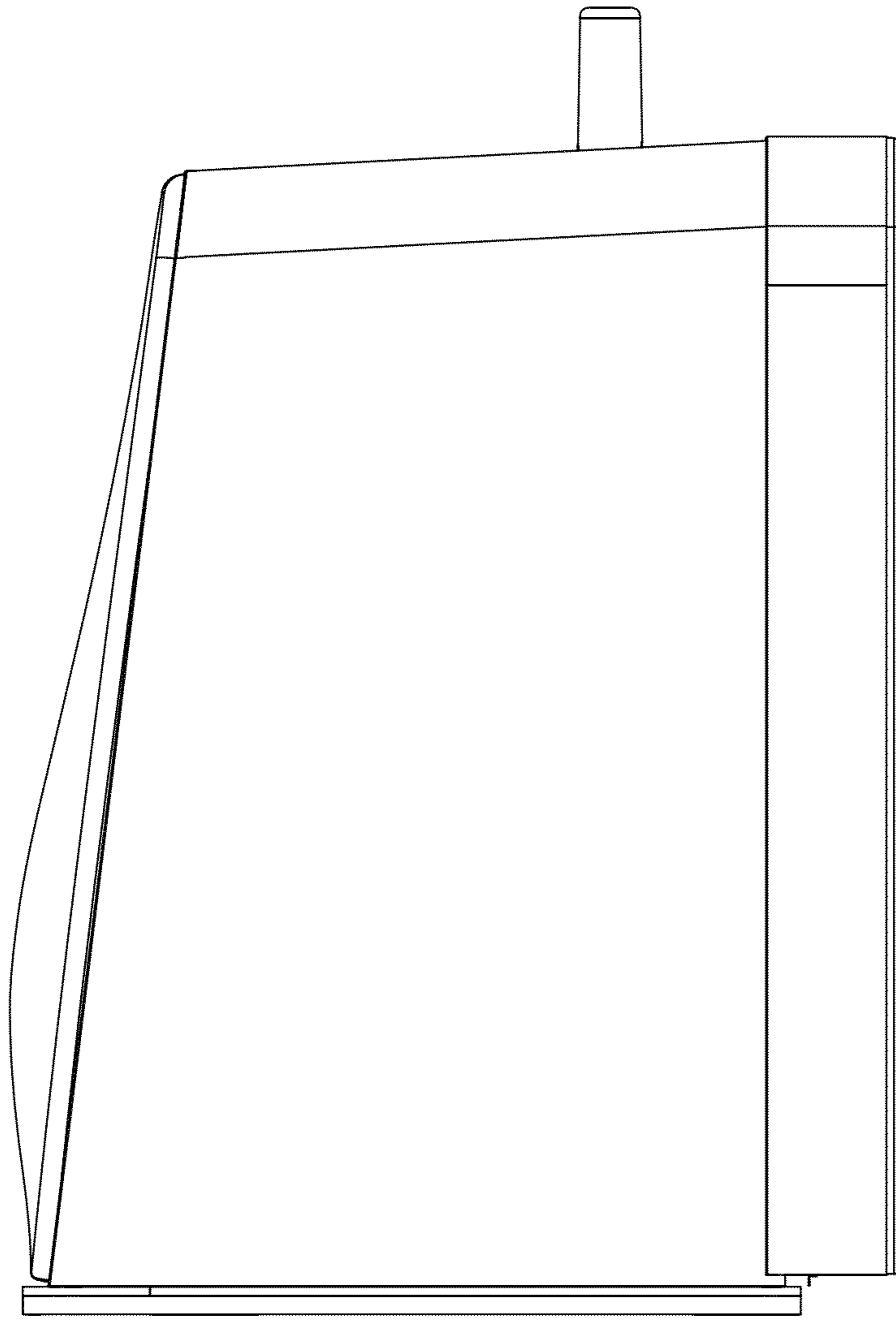


FIG. 6