



US00D712613S

(12) **United States Design Patent**
Whiteside et al.

(10) **Patent No.:** **US D712,613 S**

(45) **Date of Patent:** **** Sep. 2, 2014**

(54) **PAD FOR A CREEPER**

(75) Inventors: **Kirt E. Whiteside**, Marion, OH (US);
Terry L. Whiteside, Delaware, OH (US)

(73) Assignee: **Whiteside Mfg. Co.**, Delaware, OH
(US)

(**) Term: **14 Years**

(21) Appl. No.: **29/428,102**

(22) Filed: **Jul. 26, 2012**

(51) **LOC (10) Cl.** **12-02**

(52) **U.S. Cl.**
USPC **D34/27**

(58) **Field of Classification Search**
USPC D34/12-27; 280/79.11, 32.6, 79.2,
280/47.36, 47.27

See application file for complete search history.

(56) **References Cited**

U.S. PATENT DOCUMENTS

D396,920	S	*	8/1998	Whiteside et al.	D34/23
D398,433	S	*	9/1998	Whiteside et al.	D34/23
D401,715	S	*	11/1998	Whiteside et al.	D34/23
D409,344	S	*	5/1999	Whiteside et al.	D34/23
6,345,828	B1	*	2/2002	Pool et al.	280/32.6

D460,237	S	*	7/2002	Hart	D34/23
6,705,622	B2	*	3/2004	Whiteside	280/32.6
D527,159	S	*	8/2006	Staples	D34/23
D547,517	S	*	7/2007	Hernandez	D34/23
7,293,783	B2	*	11/2007	Whiteside et al.	280/32.6
D641,125	S	*	7/2011	McConnell	D34/23
D702,011	S	*	4/2014	Whiteside et al.	D34/23

* cited by examiner

Primary Examiner — Cynthia Ramirez

(74) *Attorney, Agent, or Firm* — Renner, Kenner, Greive,
Bobak, Taylor & Weber

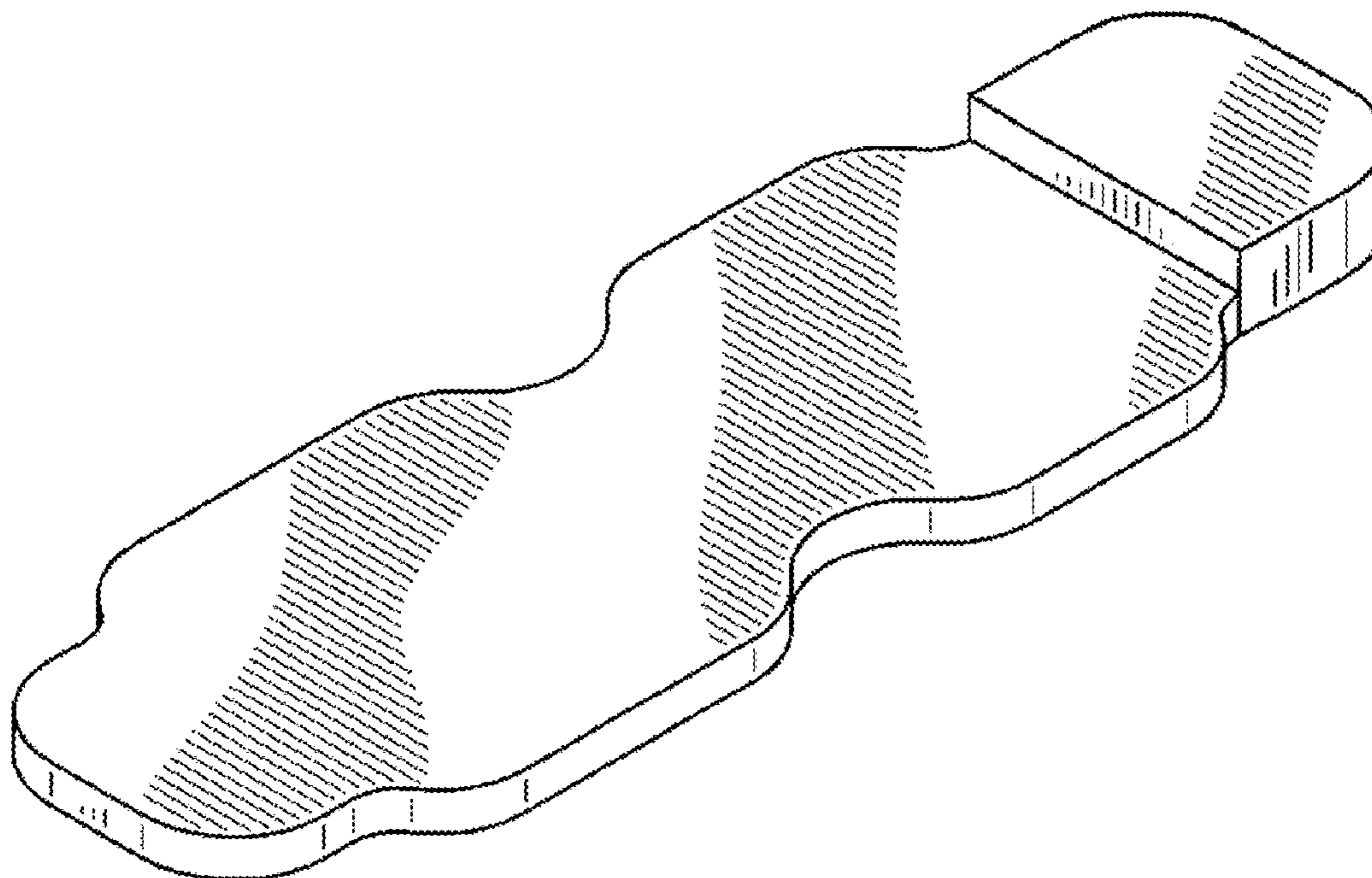
(57) **CLAIM**

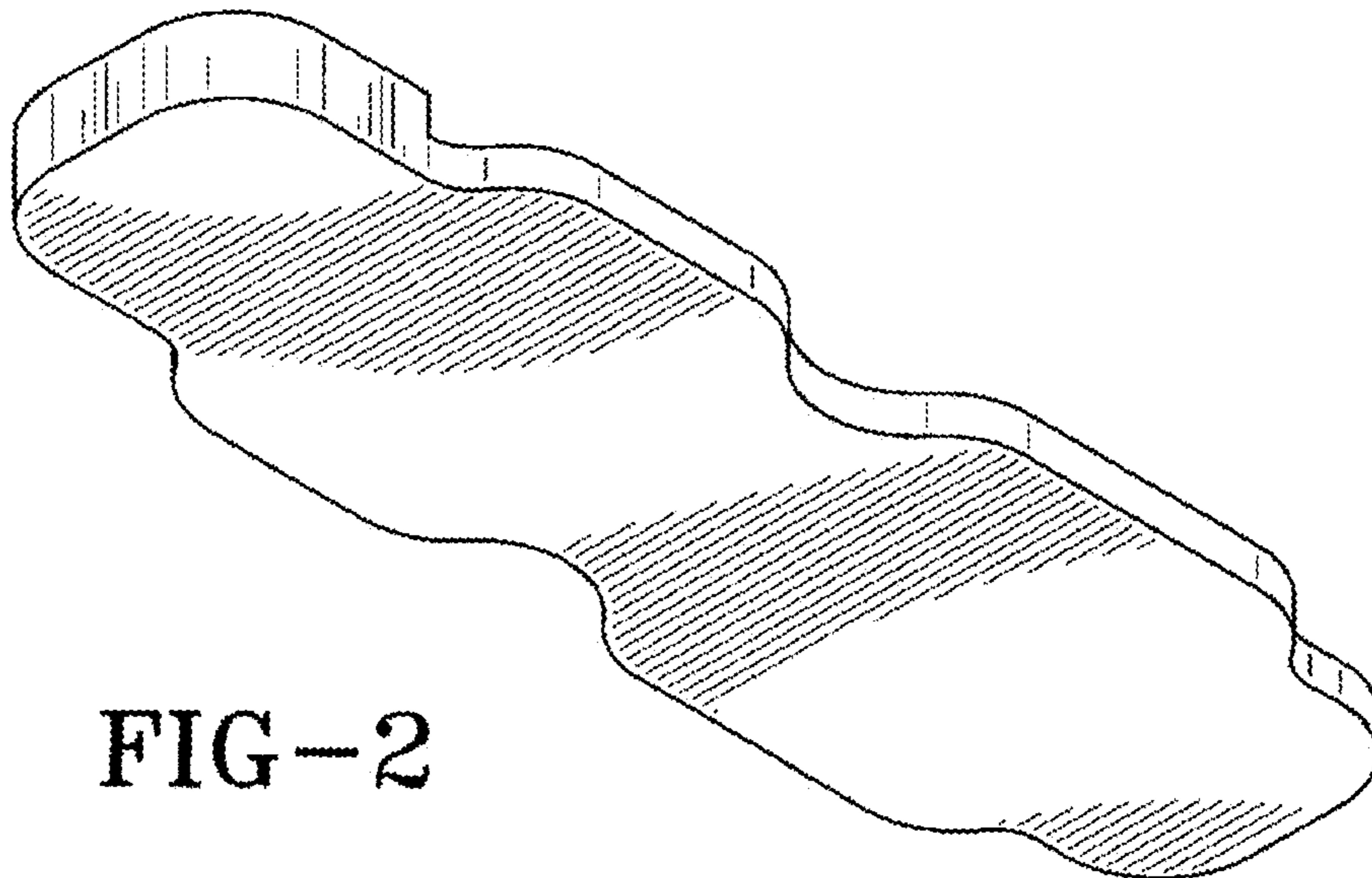
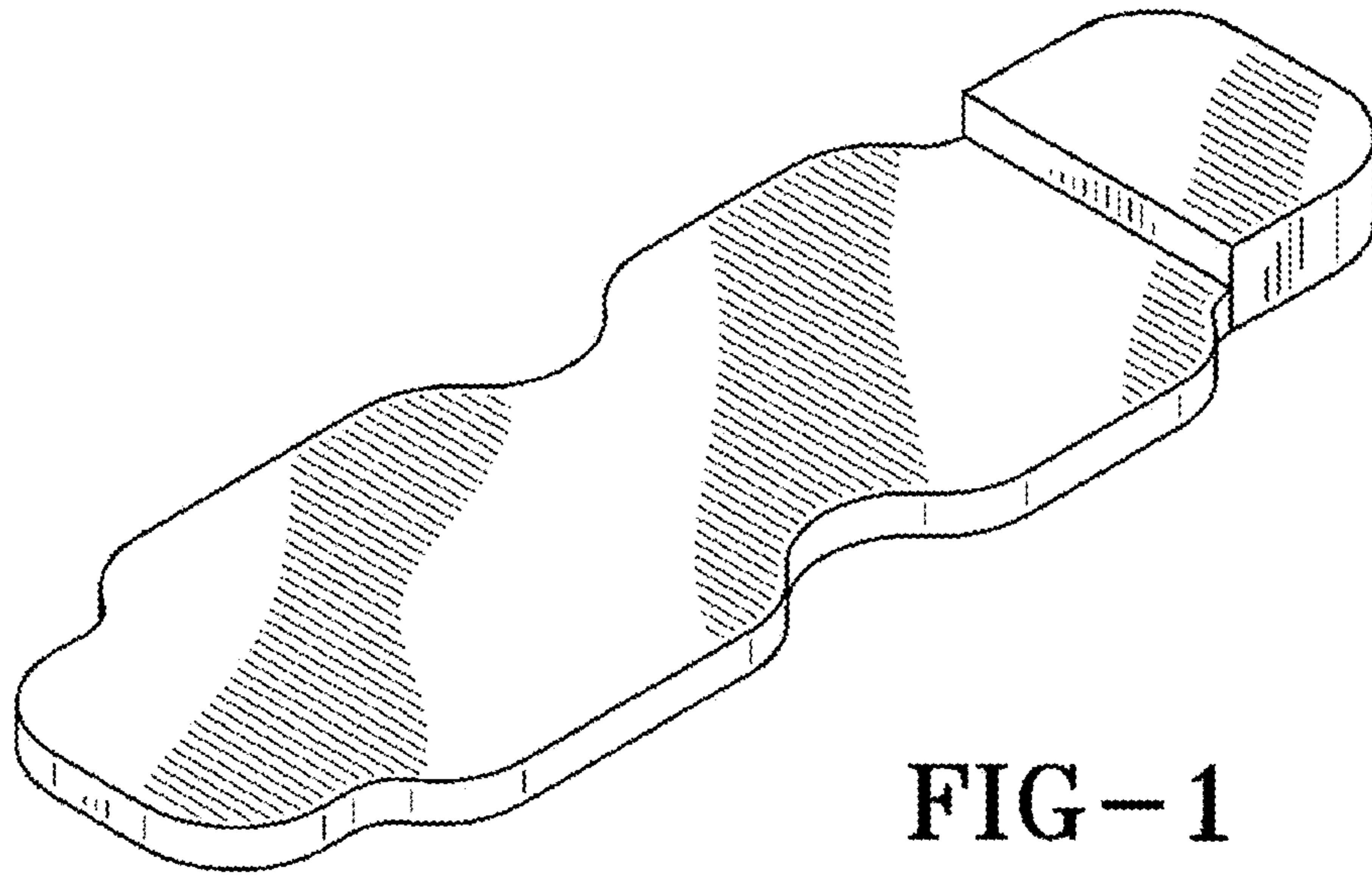
The ornamental design for a pad for a creeper, as shown and described.

DESCRIPTION

FIG. 1 is a top, right side, rear perspective view of a pad for a creeper showing our new design; FIG. 2 is a bottom, left side, front perspective view thereof; FIG. 3 is a top plan view thereof; FIG. 4 is a bottom plan view thereof; FIG. 5 is a rear elevational view thereof; FIG. 6 is a front elevational view thereof; and, FIG. 7 is a right side elevational view thereof; the left side being a mirror image thereof.

1 Claim, 3 Drawing Sheets





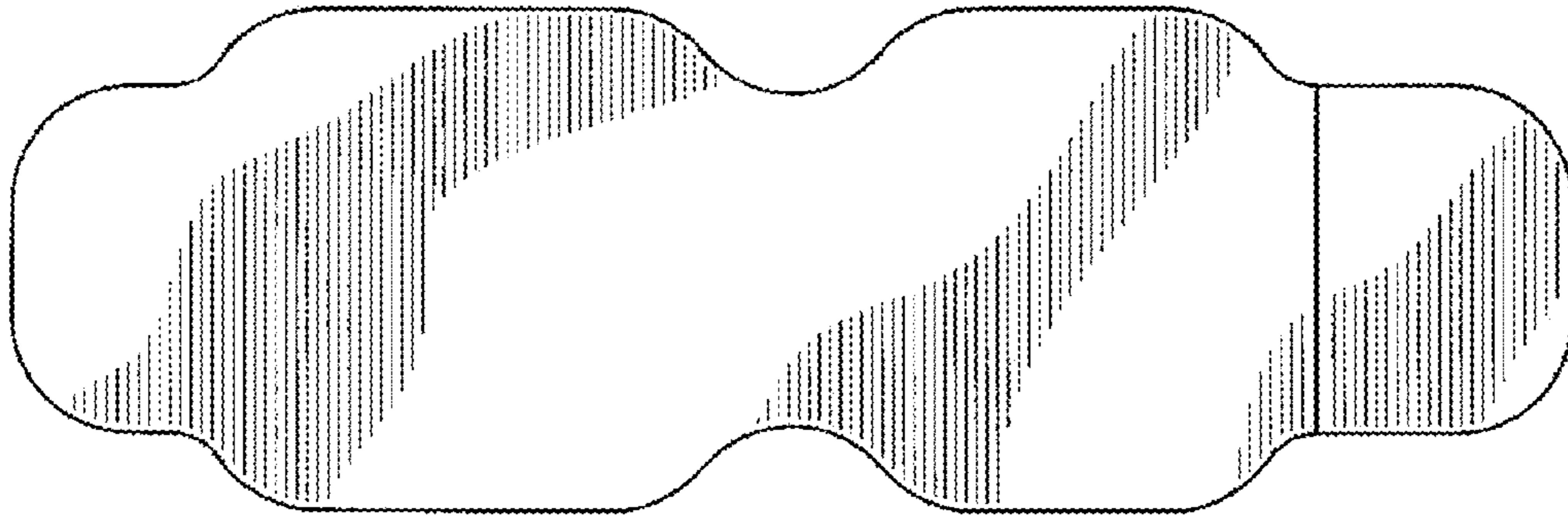


FIG-3

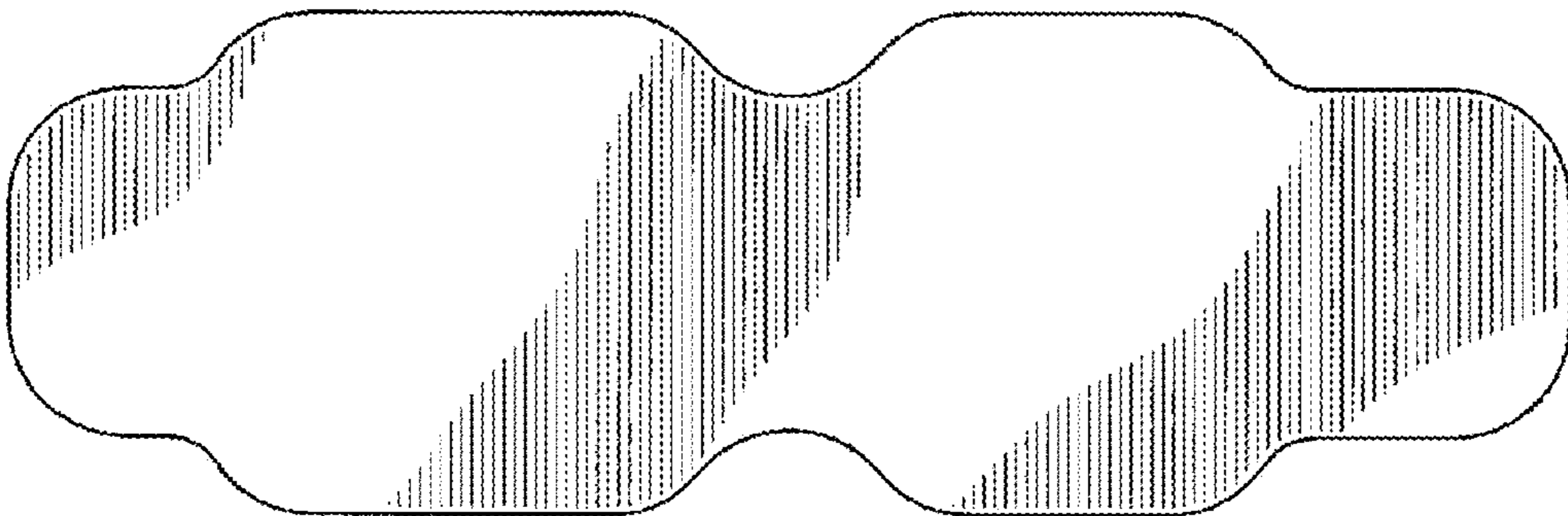


FIG-4

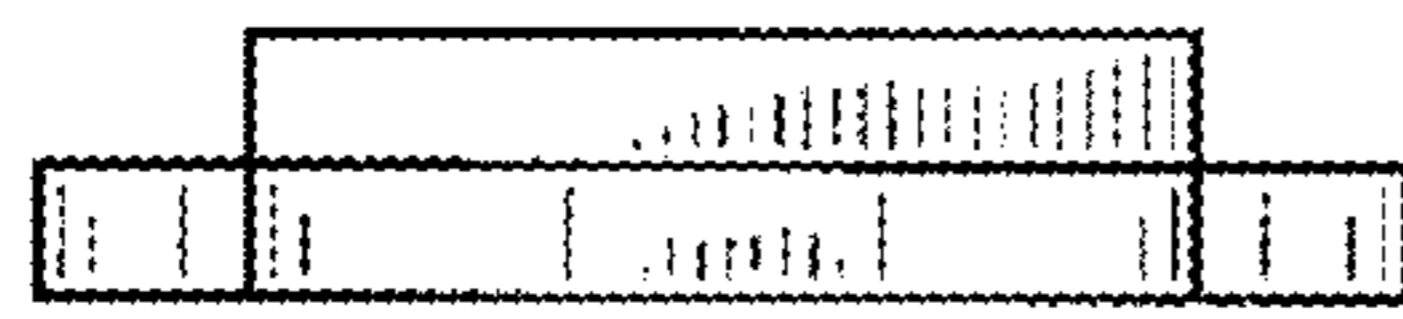


FIG-5



FIG-6



FIG-7