



US00D712601S

(12) **United States Design Patent**
Byrne

(10) **Patent No.:** **US D712,601 S**

(45) **Date of Patent:** **** Sep. 2, 2014**

- (54) **RINGED ROPE PET TOY**
- (71) Applicant: **C. B. Worldwide, Inc.**, Mammoth Lakes, CA (US)
- (72) Inventor: **Charles A. Byrne**, Mammoth, CA (US)
- (73) Assignee: **C. B. Worldwide, Inc.**, Mammoth Lakes, CA (US)
- (**) Term: **14 Years**
- (21) Appl. No.: **29/448,306**
- (22) Filed: **Mar. 11, 2013**
- (51) **LOC (10) Cl.** **30-99**
- (52) **U.S. Cl.**
USPC **D30/160**
- (58) **Field of Classification Search**
USPC D30/160; 119/702, 706-711;
D3/207-208
See application file for complete search history.

6,688,258	B1 *	2/2004	Kolesar	119/710
D500,902	S *	1/2005	Crane et al.	D30/160
D544,653	S *	6/2007	Byrne	D30/160
7,823,542	B2 *	11/2010	Freeman	119/709
D638,178	S *	5/2011	Byrne	D30/160
D656,281	S *	3/2012	Morton	D30/160
D686,375	S *	7/2013	Nazimek et al.	D30/160

* cited by examiner

Primary Examiner — Cathy A MacCormac

(74) *Attorney, Agent, or Firm* — Martino Patent Law

(57) **CLAIM**

The ornamental design for a ringed rope pet toy, as shown and described.

DESCRIPTION


FIG. 1 is a rear perspective view of a ringed rope pet toy embodying my new design;
 FIG. 2 is a front elevational view thereof;
 FIG. 3 is a rear elevational view thereof;
 FIG. 4 is a left side elevational view thereof;
 FIG. 5 is a right side elevation view thereof;
 FIG. 6 is a bottom view thereof; and,
 FIG. 7 is a top view thereof.
 The broken lines are for illustration only and form no part of the claimed design.

1 Claim, 3 Drawing Sheets

(56) **References Cited**

U.S. PATENT DOCUMENTS

4,884,807	A *	12/1989	Welch	119/707
5,092,272	A *	3/1992	O'Rourke	119/709
D436,147	S *	1/2001	Barnes	D21/624



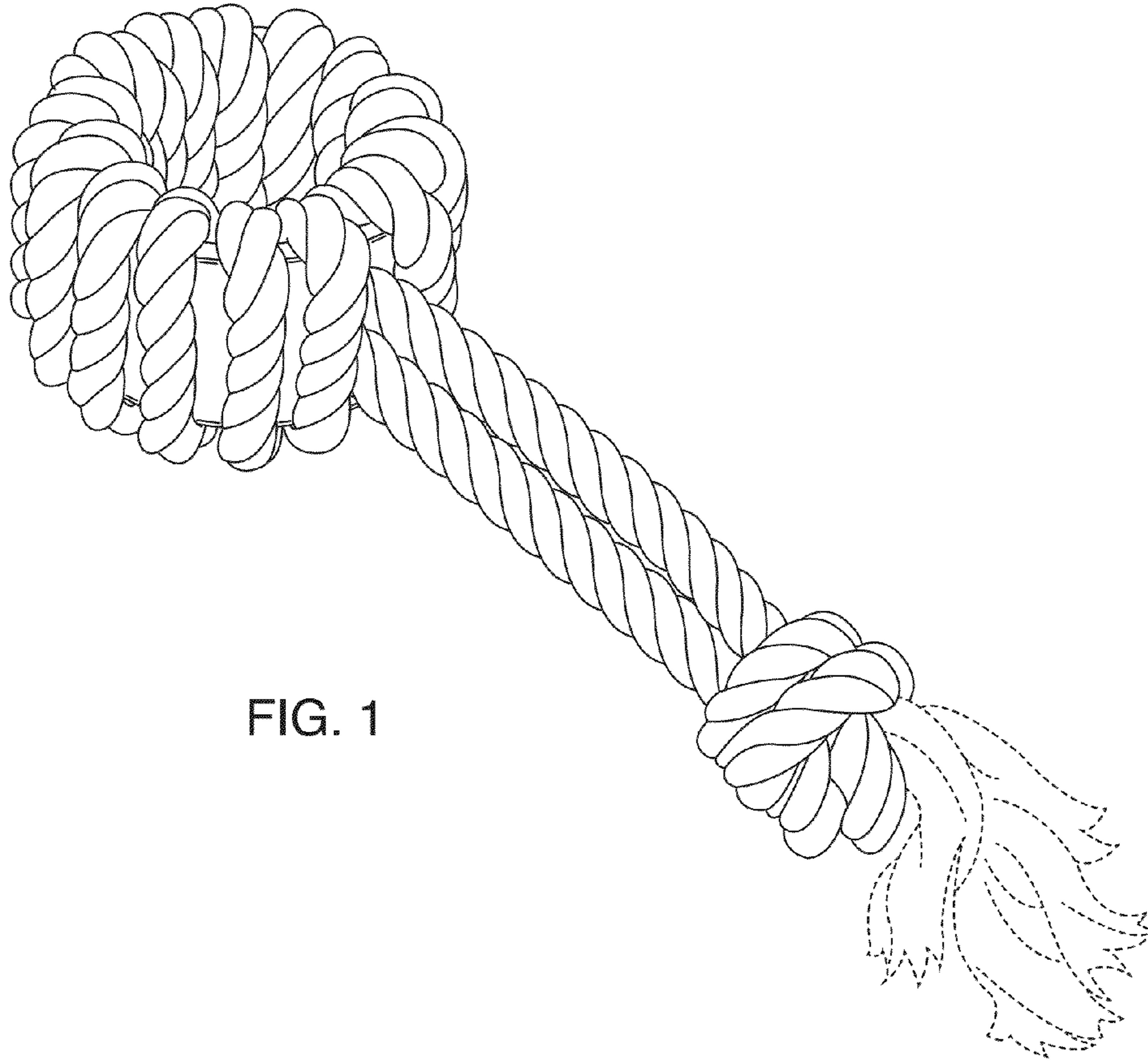


FIG. 1

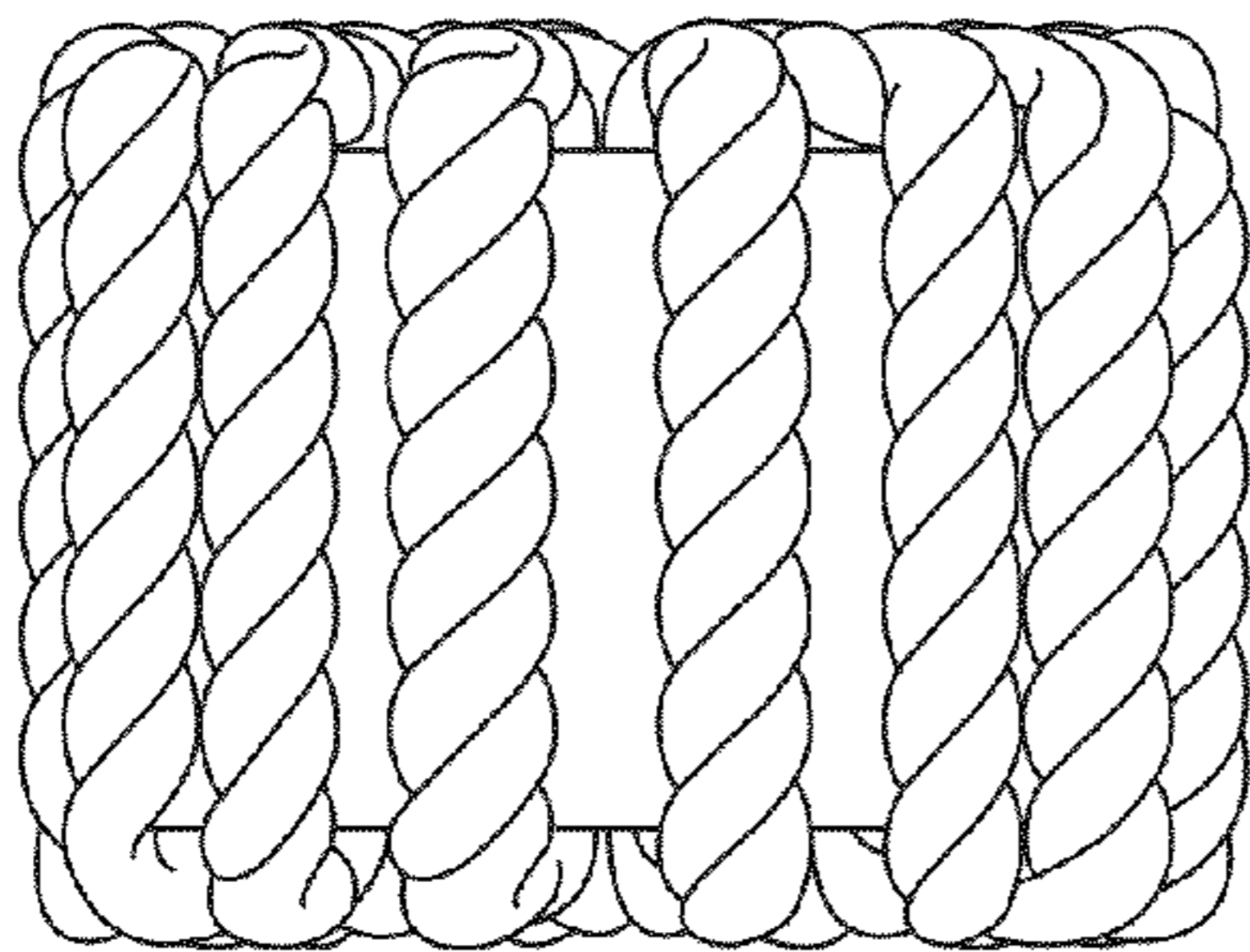


FIG. 2




FIG. 3

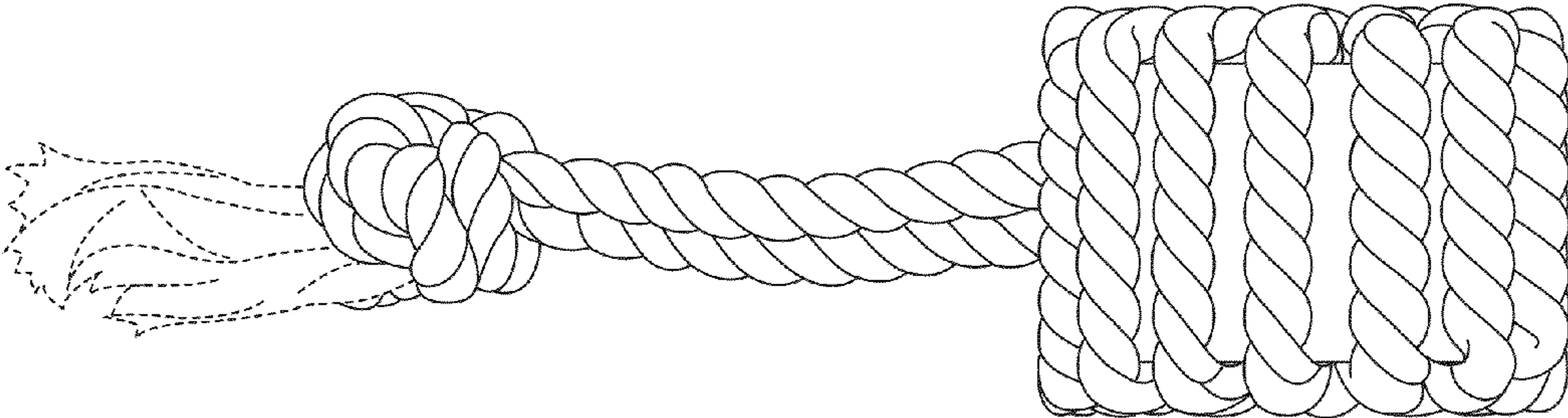


FIG. 4

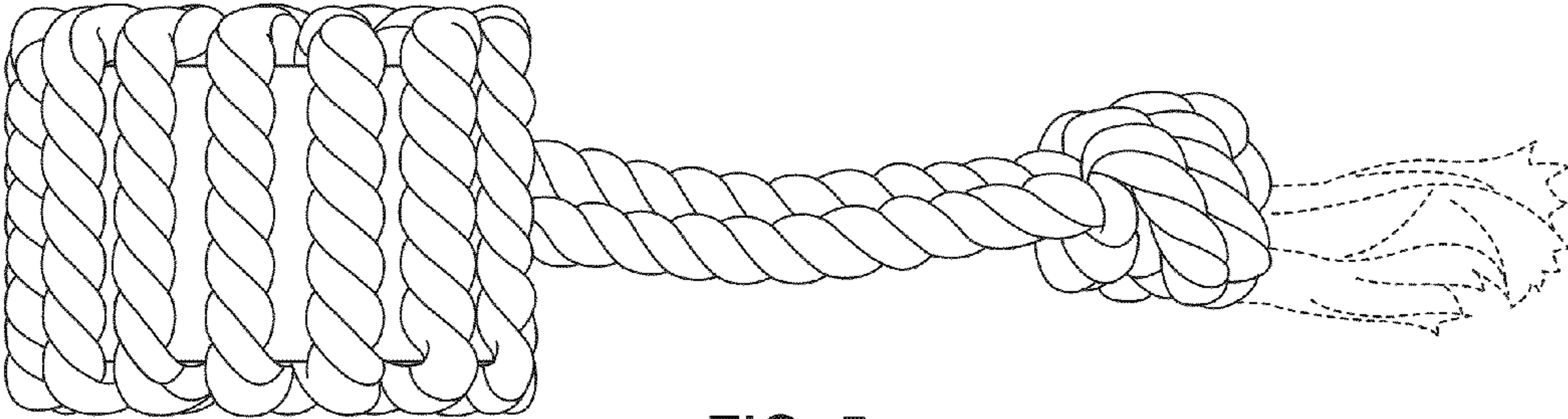


FIG. 5




FIG. 6




FIG. 7