



US00D712594S

(12) **United States Design Patent**
Heilman

(10) **Patent No.:** **US D712,594 S**

(45) **Date of Patent:** **** Sep. 2, 2014**

(54) **CONTAINER**

(71) Applicant: **Laura S. Heilman**, Upper Saddle River, NJ (US)

(72) Inventor: **Laura S. Heilman**, Upper Saddle River, NJ (US)

(73) Assignee: **Stiks Cosmetiks LLC**, Upper Saddle River, NJ (US)

(**) Term: **14 Years**

(21) Appl. No.: **29/435,242**

(22) Filed: **Oct. 22, 2012**

(51) **LOC (10) Cl.** **28-03**

(52) **U.S. Cl.**
USPC **D28/76; D28/85; D9/432; D9/420**

(58) **Field of Classification Search**
USPC **D28/85-86, 76, 83; 229/164, 160.1; 206/385, 269, 265, 266, 268; D27/189; D9/560, 422, 423, 432; 401/17, 18**
See application file for complete search history.

(56) **References Cited**

U.S. PATENT DOCUMENTS

1,919,133 A	7/1933	Rolot	
1,991,133 A	2/1935	Babbitt	
2,024,377 A	2/1935	Limbach	
2,104,364 A	1/1938	Coryell	
D121,950 S	8/1940	Christy	
D136,319 S *	9/1943	New	D27/191
2,454,718 A	11/1948	Russo	
2,497,314 A	2/1950	Libson	
2,951,584 A	9/1960	Bauer	
D203,794 S	2/1966	Wassyng	
4,085,841 A	4/1978	Matsuyama et al.	
D280,139 S *	8/1985	Bakic	D28/85
D280,451 S *	9/1985	Bakic	D28/88
D280,854 S *	10/1985	Matalon	D28/91.1
D282,301 S	1/1986	Holloway	

D306,220 S	2/1990	Wang	
D311,604 S	10/1990	Bakic	
D324,332 S *	3/1992	Seifert et al.	D9/520
5,330,056 A	7/1994	De La Rocha	
5,441,153 A	8/1995	Lahaye	
5,983,905 A	11/1999	Patching	
D432,268 S *	10/2000	Gavin	D28/85
D456,952 S	5/2002	Sakurai et al.	
D462,805 S *	9/2002	Draghetti	D27/189
D466,412 S *	12/2002	Baskinger et al.	D9/529
D473,974 S *	4/2003	Fuller	D28/89
D477,896 S	7/2003	Weiss et al.	
D480,561 S	10/2003	Simon et al.	
D485,184 S *	1/2004	Hay et al.	D9/522
D496,135 S	9/2004	Hillock	
D499,341 S	12/2004	Lovison	
D501,279 S	1/2005	Dittmer et al.	
D522,696 S	6/2006	Severa	
D537,244 S	2/2007	Danechi	
D538,478 S	3/2007	Chen	
D563,051 S	2/2008	Martinez	

(Continued)

Primary Examiner — Jennifer Rivard

(74) *Attorney, Agent, or Firm* — Andrew F. Young, Esq.; Lackenbach Siegel, LLP

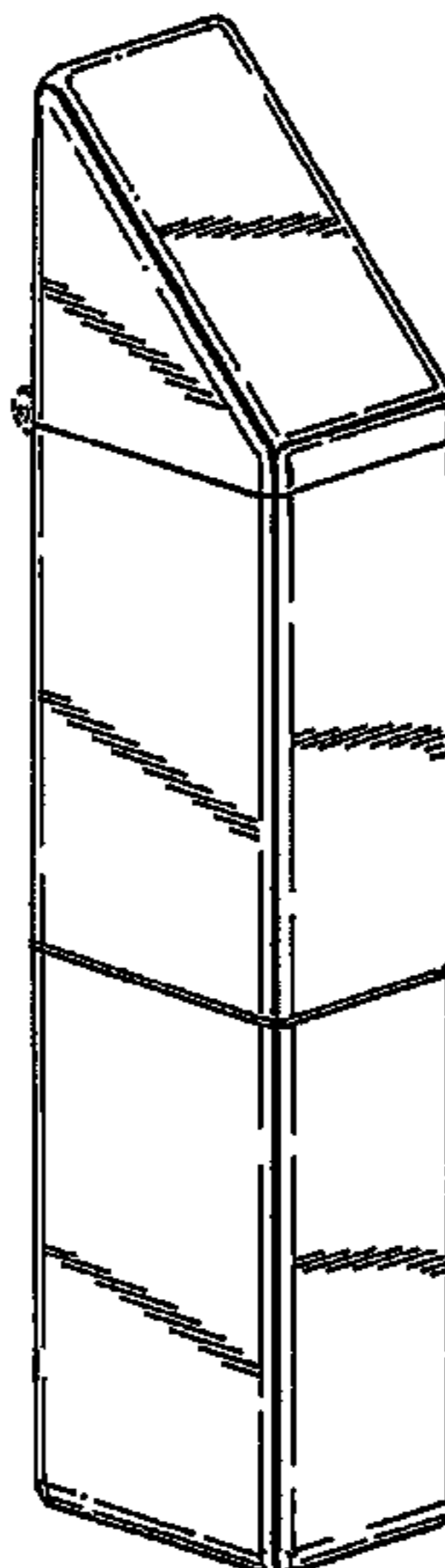
(57) **CLAIM**

The ornamental design for a container, as shown and described.

DESCRIPTION

FIG. 1 is a front perspective view of the invention. FIG. 2 is a front elevation view of FIG. 1. FIG. 3 is a left side elevation view of FIG. 1, the right side being a mirror image thereof. FIG. 4 is a rear elevation view of FIG. 1. FIG. 5 is a top plan view of FIG. 1; and, FIG. 6 is a bottom plan view of FIG. 1. The dashed lines illustrate the pivot member and the bottom support surface of the container and they form no part of the claimed design.

1 Claim, 2 Drawing Sheets



US D712,594 S

Page 2

(56)

References Cited

U.S. PATENT DOCUMENTS

D567,447 S 4/2008 Lee
D602,351 S 10/2009 Toinet et al.

D618,545 S 6/2010 Toinet et al.
D661,024 S * 5/2012 Bakic D28/76
2011/0062037 A1* 3/2011 Bertuzzi et al. 206/267

* cited by examiner

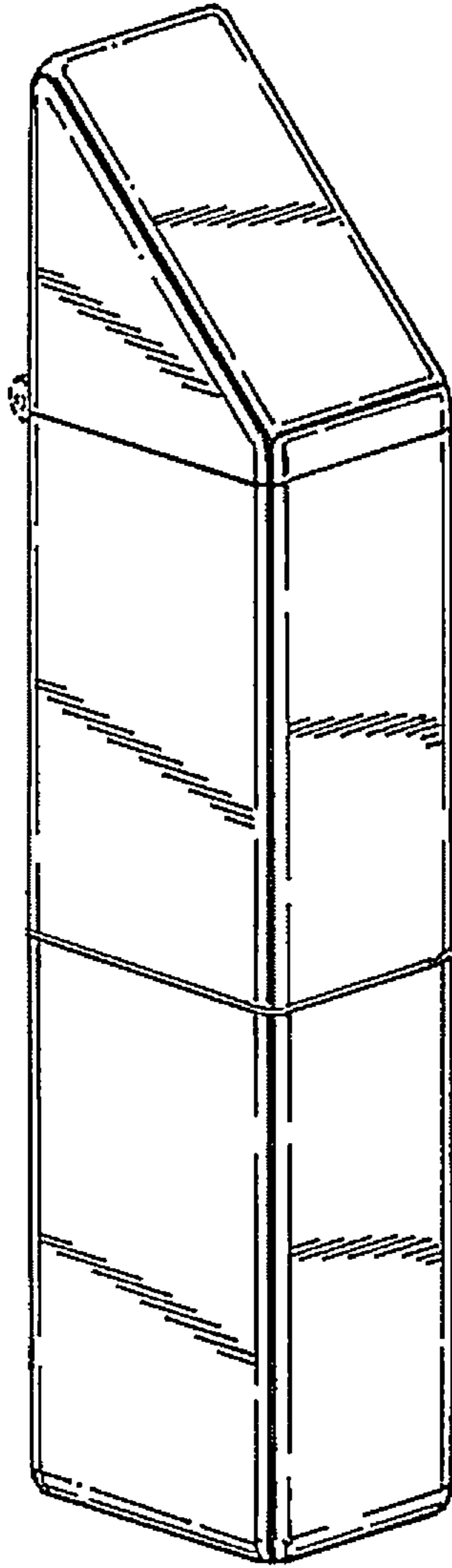


Fig. 1

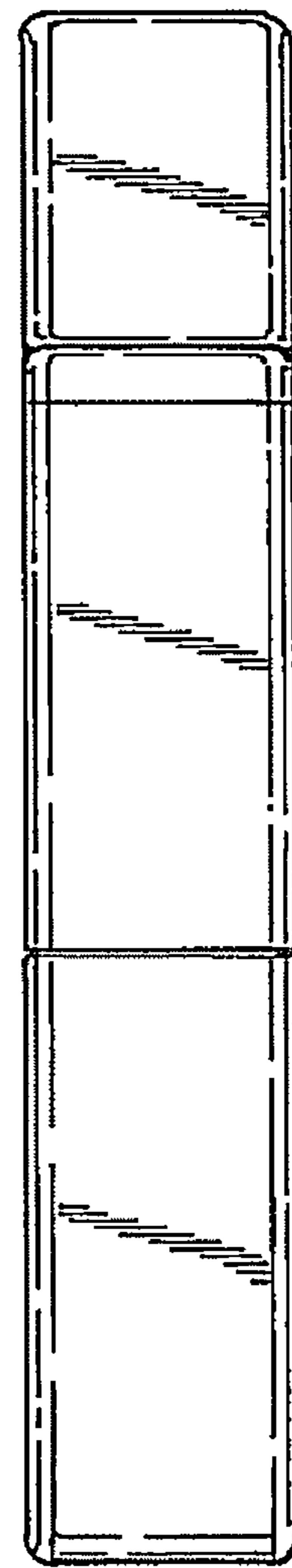


Fig. 2

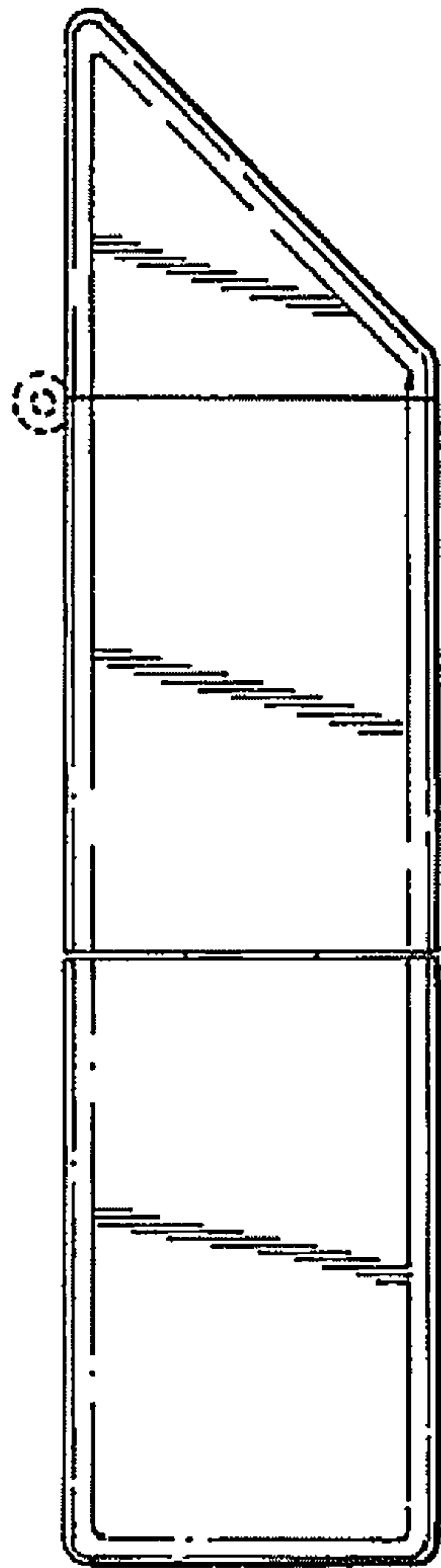


Fig. 3

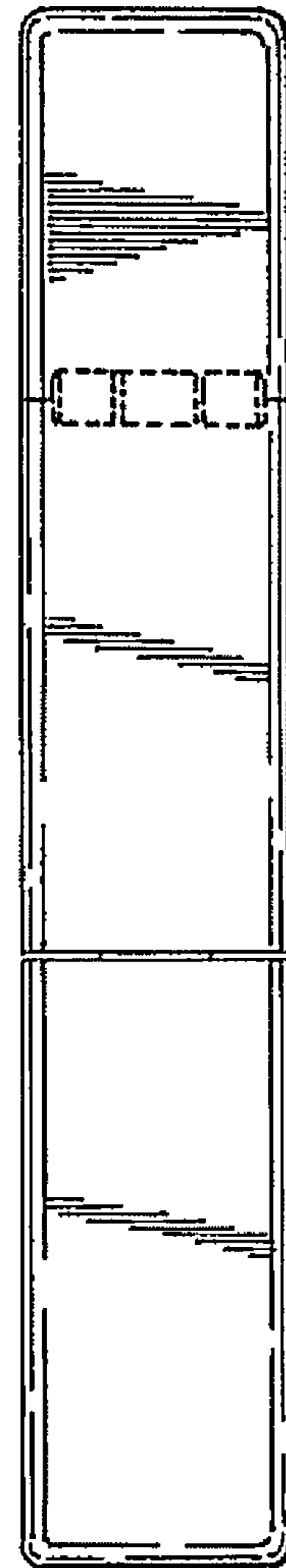


Fig. 4

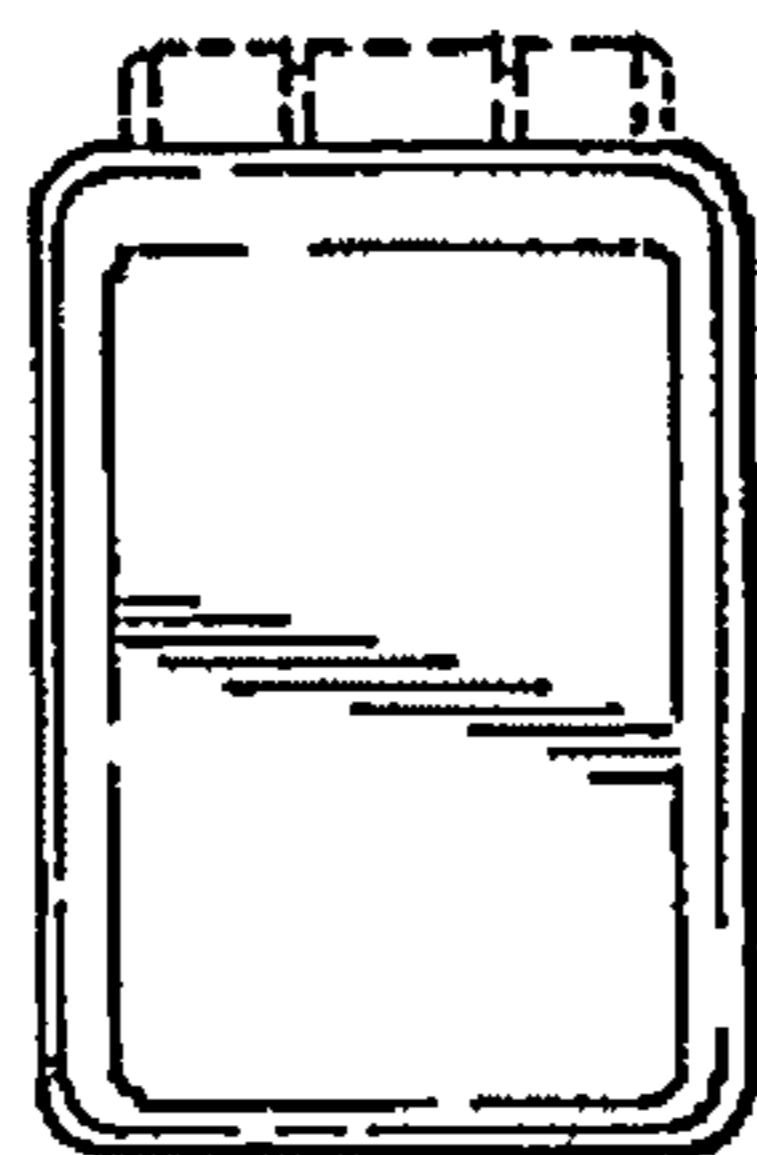


Fig. 5




Fig. 6