



US00D712573S

(12) **United States Design Patent**  
**Borkert**

(10) **Patent No.:** **US D712,573 S**

(45) **Date of Patent:** **\*\* Sep. 2, 2014**

(54) **TAILLIGHT FOR MOTOR VEHICLE**

D550,380 S \* 9/2007 Lin ..... D26/28  
D562,477 S \* 2/2008 Hsu ..... D26/28  
D570,015 S \* 5/2008 Hsu ..... D26/28

(75) Inventor: **Mitja Borkert**, Stuttgart (DE)

(73) Assignee: **Dr. Ing. h.c. F. Porsche**  
**Aktiengesellschaft**, Stuttgart (DE)

(\*\*) Term: **14 Years**

(21) Appl. No.: **29/406,778**

(22) Filed: **Nov. 18, 2011**

(30) **Foreign Application Priority Data**

May 26, 2011 (DE) ..... 402011004570

(51) **LOC (10) Cl.** ..... **26-06**

(52) **U.S. Cl.**  
USPC ..... **D26/28**

(58) **Field of Classification Search**  
USPC ..... D26/28-36; 362/459-468, 475-478,  
362/485-487  
See application file for complete search history.

(56) **References Cited**

**U.S. PATENT DOCUMENTS**

D542,445 S \* 5/2007 Matsunami ..... D26/28

**OTHER PUBLICATIONS**

U.S. Appl. No. 29/369,630, Varga.

\* cited by examiner

*Primary Examiner* — Marcus Jackson

(74) *Attorney, Agent, or Firm* — RatnerPrestia


(57) **CLAIM**

The ornamental design for a taillight for a motor vehicle, as shown and described.

**DESCRIPTION**

FIG. 1 is a perspective view of taillight for a motor vehicle;  
FIG. 2 is a front elevation view of the taillight;  
FIG. 3 is an elevation view from the right side of the taillight;  
and,  
FIG. 4 is a top plan view of the taillight.  
The portions of the taillight that are encircled by broken lines are for illustration purposes only and form no part of the claimed design.

**1 Claim, 4 Drawing Sheets**






Figure 1




Figure 2




Figure 3

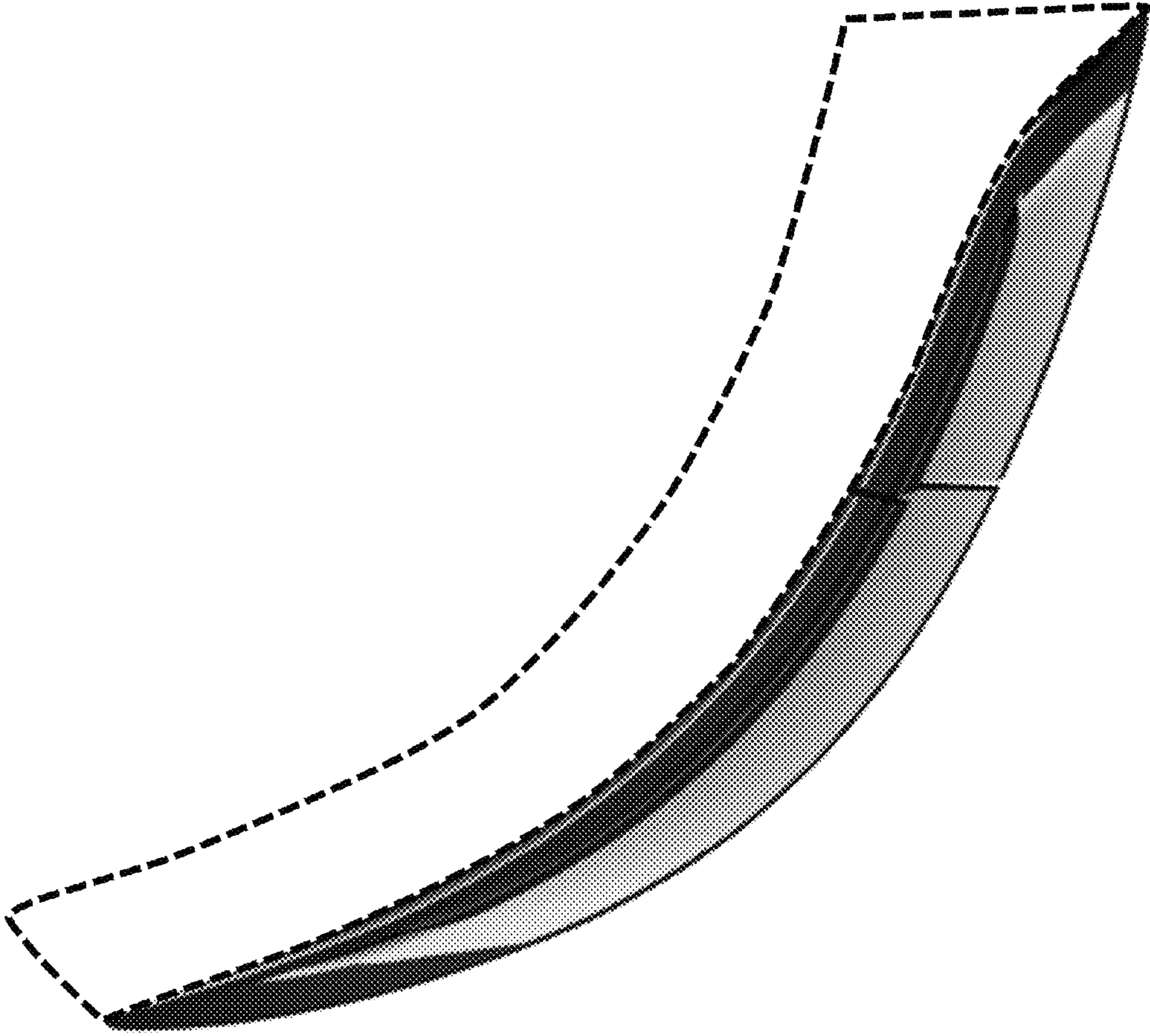


Figure 4