



US00D712558S

(12) **United States Design Patent**
Ledbetter

(10) **Patent No.:** **US D712,558 S**

(45) **Date of Patent:** **** Sep. 2, 2014**

(54) **HEATING PAD**

(76) **Inventor:** **Amy Ledbetter**, Hartford, CT (US)

(**) **Term:** **14 Years**

(21) **Appl. No.:** **29/421,597**

(22) **Filed:** **Aug. 20, 2012**

(51) **LOC (10) Cl.** **24-04**

(52) **U.S. Cl.**
USPC **D24/206**

(58) **Field of Classification Search**
USPC D24/128, 188, 200, 201, 206, 207, 216,
D24/224, 227, 229, 230; D9/500–502, 737,
D9/41–433; D3/205, 299; 128/95.1, 96.1,
128/99.1, 845–846; 602/19, 21
See application file for complete search history.

(56) **References Cited**

U.S. PATENT DOCUMENTS

1,164,333	A *	12/1915	Callahan	450/96
2,562,121	A *	7/1951	Poux	165/46
4,348,774	A *	9/1982	Woodson	2/338
4,622,957	A *	11/1986	Curlee	602/13
D288,088	S *	2/1987	Griffin et al.	D12/317
4,756,306	A *	7/1988	Curlee	602/19
4,991,573	A *	2/1991	Miller	602/19
D328,792	S *	8/1992	Salmon et al.	D24/207
D333,193	S *	2/1993	Archambault	D29/100
D342,790	S *	12/1993	Zona	D24/207
5,316,022	A *	5/1994	Schiek, Sr.	128/876
D353,205	S *	12/1994	Canavan	D24/206
D354,138	S *	1/1995	Kelly	D24/206
D364,798	S *	12/1995	Bright et al.	D8/394
5,728,055	A *	3/1998	Sebastian	602/19
6,331,170	B1 *	12/2001	Ordway	602/19
6,398,092	B1 *	6/2002	Ansley	224/582
D518,953	S *	4/2006	Kenimer et al.	D3/224
D550,852	S *	9/2007	Hoffman et al.	D24/206

D598,556	S *	8/2009	Chen	D24/190
D693,015	S *	11/2013	Dubbe	D24/206
D695,902	S *	12/2013	Daniels et al.	D24/206
D696,407	S *	12/2013	Herman et al.	D24/188
8,617,092	B2 *	12/2013	Horvath et al.	602/19
8,628,488	B2 *	1/2014	Serola	602/75
2002/0087105	A1 *	7/2002	Grosso	602/13
2008/0045872	A1 *	2/2008	Bauerfeind et al.	602/19
2009/0326427	A1 *	12/2009	Kawahara	602/19
2012/0167895	A1 *	7/2012	Tewari et al.	128/845
2013/0030338	A1 *	1/2013	Hinshon et al.	602/19

* cited by examiner

Primary Examiner — Eric Goodman

Assistant Examiner — John Reickel

(74) *Attorney, Agent, or Firm* — Donald J. MacDonald;
Coleman & MacDonald Law Office

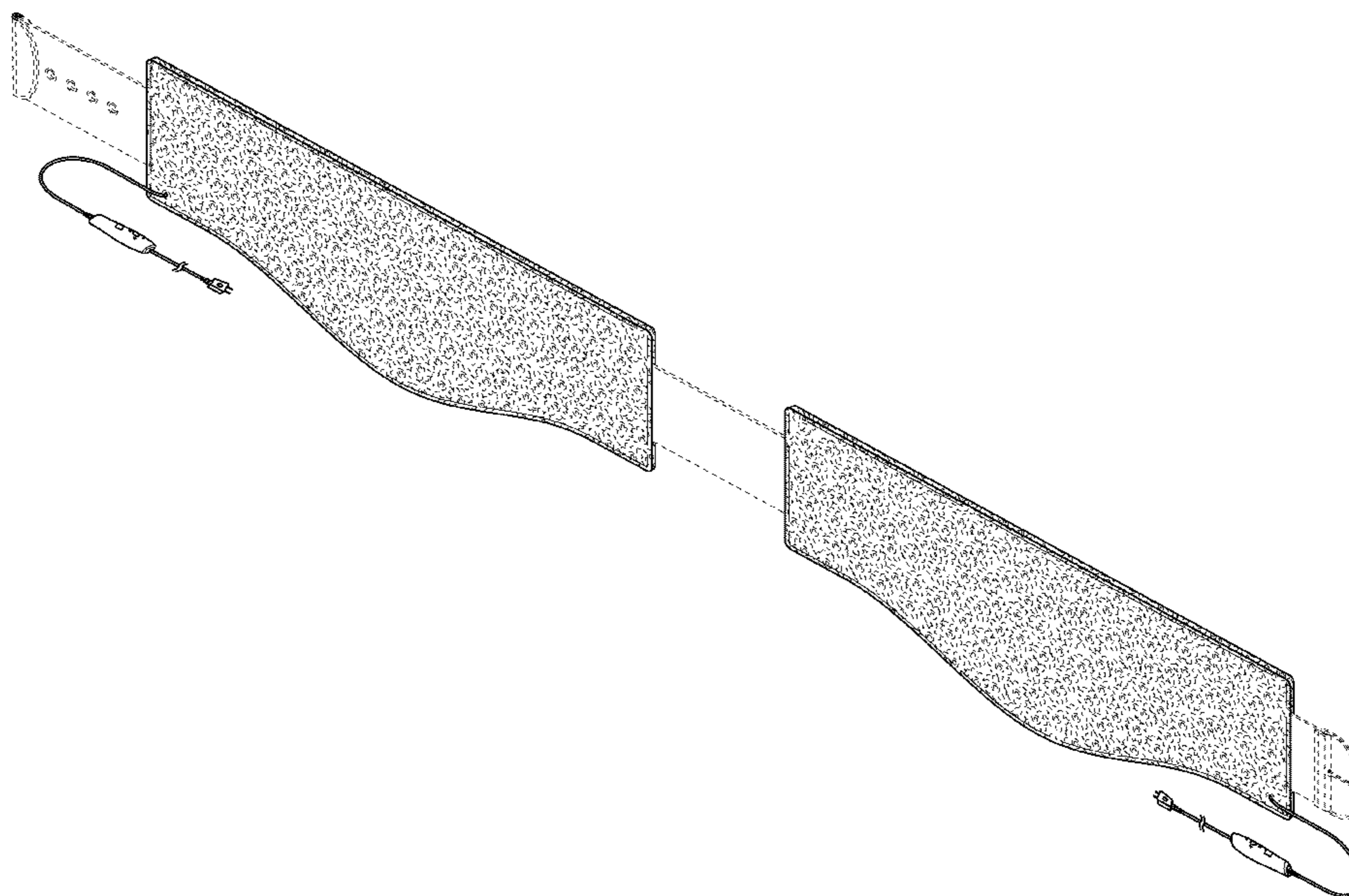
(57) **CLAIM**

The ornamental design of a heating pad, as shown and described.

DESCRIPTION

FIG. 1 is a perspective view of a heating pad according to my new design;
FIG. 2 is a left side view of the heating pad of FIG. 1;
FIG. 3 is a right side view of the heating pad of FIG. 1;
FIG. 4 is a front view of the heating pad of FIG. 1;
FIG. 5 is a rear view of the heating pad of FIG. 1;
FIG. 6 is a top view of the heating pad of FIG. 1;
FIG. 7 is a bottom view of the heating pad of FIG. 1;
FIG. 8 is perspective view of the heating pad of FIG. 1 shown as worn by a female user; and,
FIG. 9 is another perspective view of the heating pad of FIG. 1 shown as worn by a female user.
The broken lines shown in the figures are for illustrative purposes only and form no part of the claimed design.

1 Claim, 6 Drawing Sheets



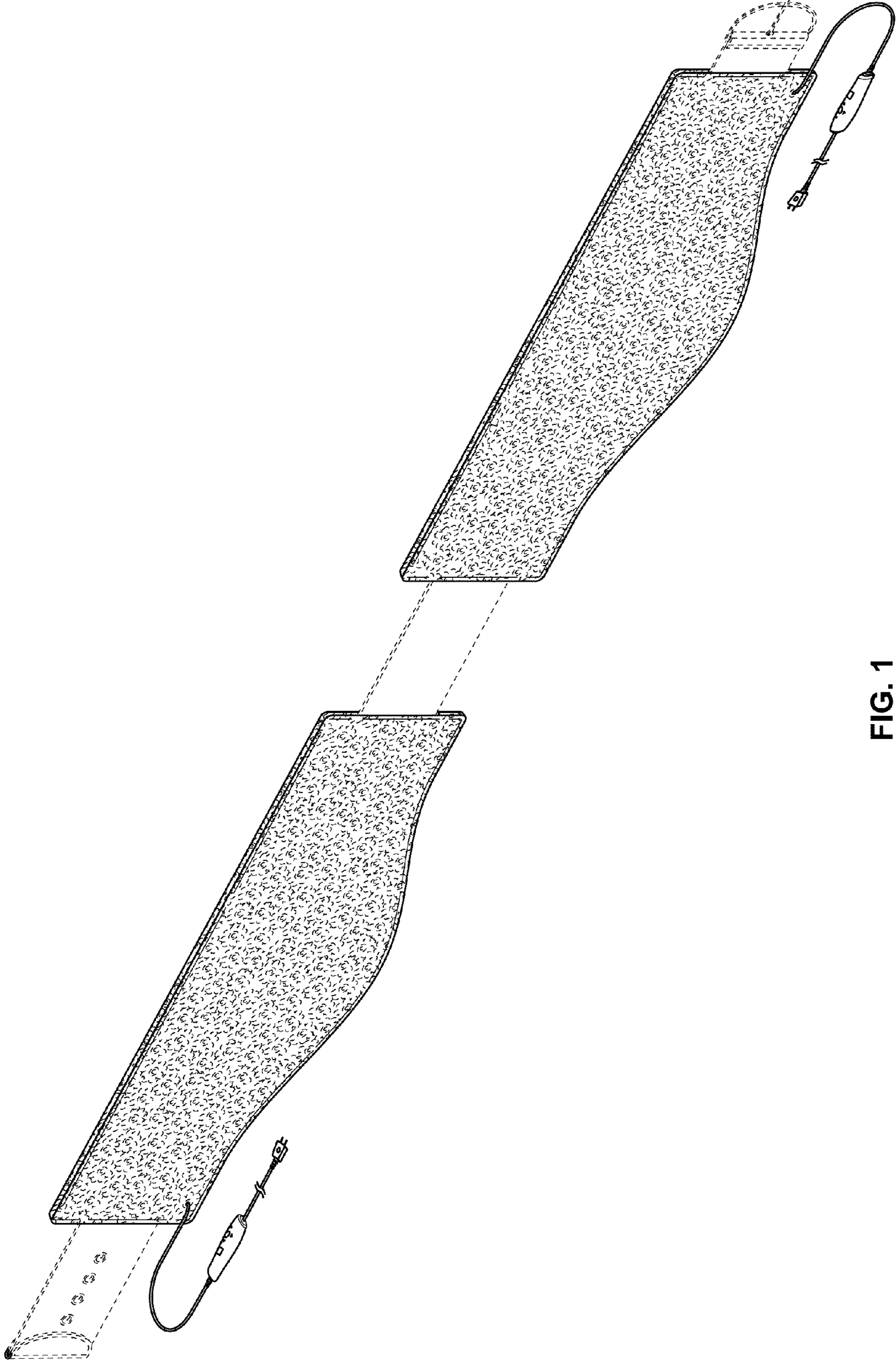


FIG. 1

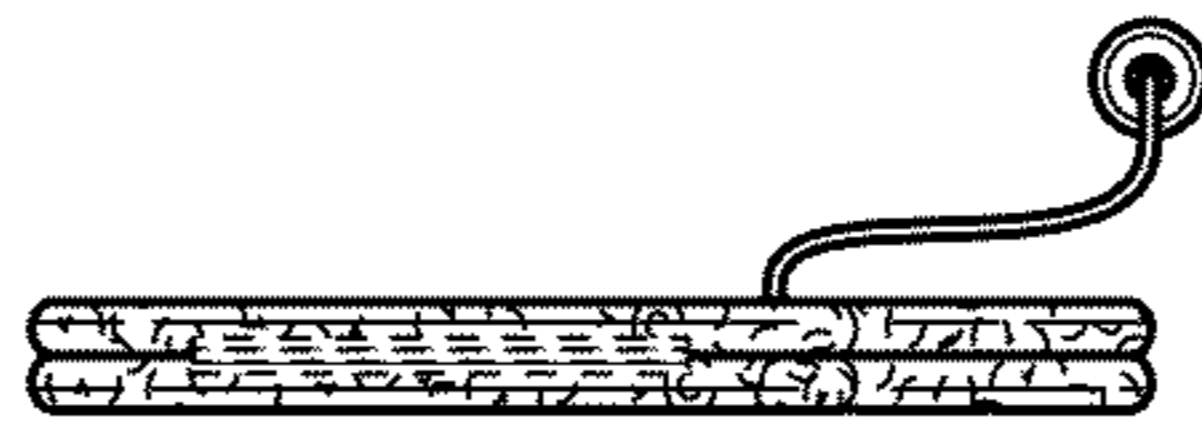


FIG. 3

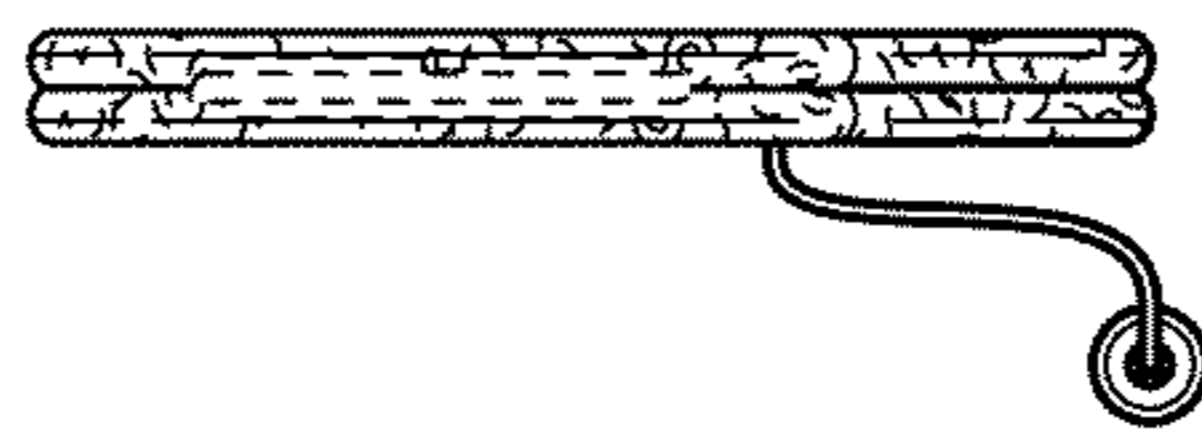


FIG. 2

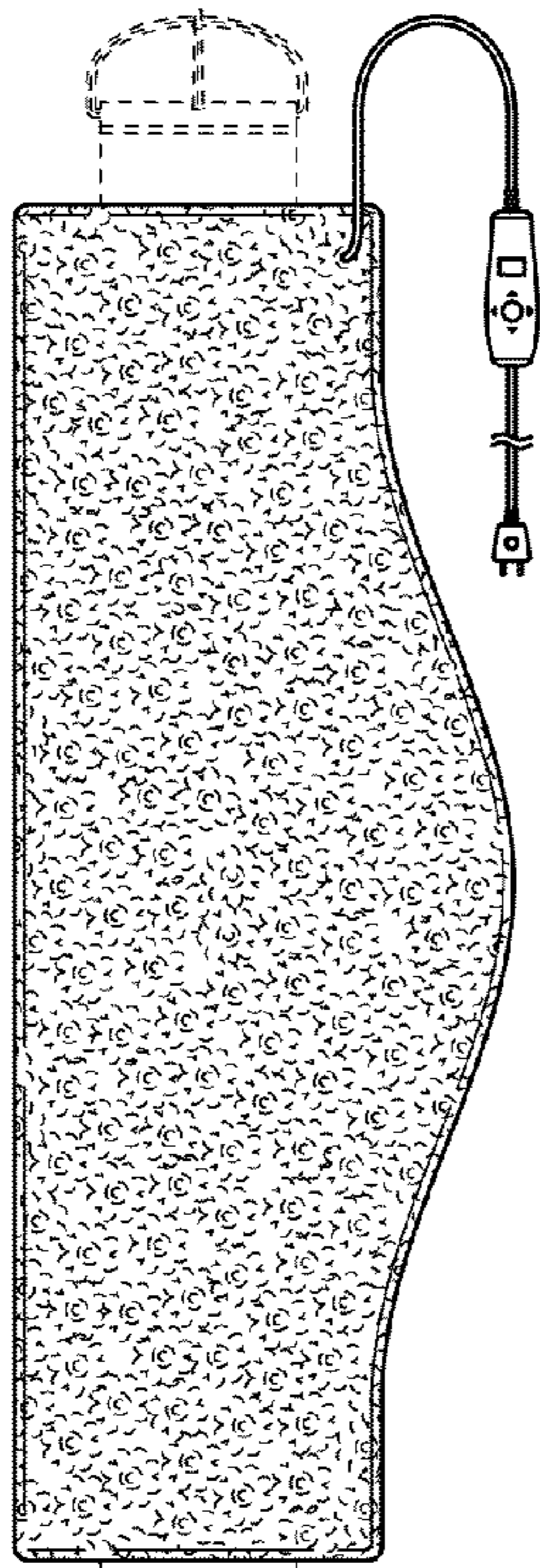


FIG. 4

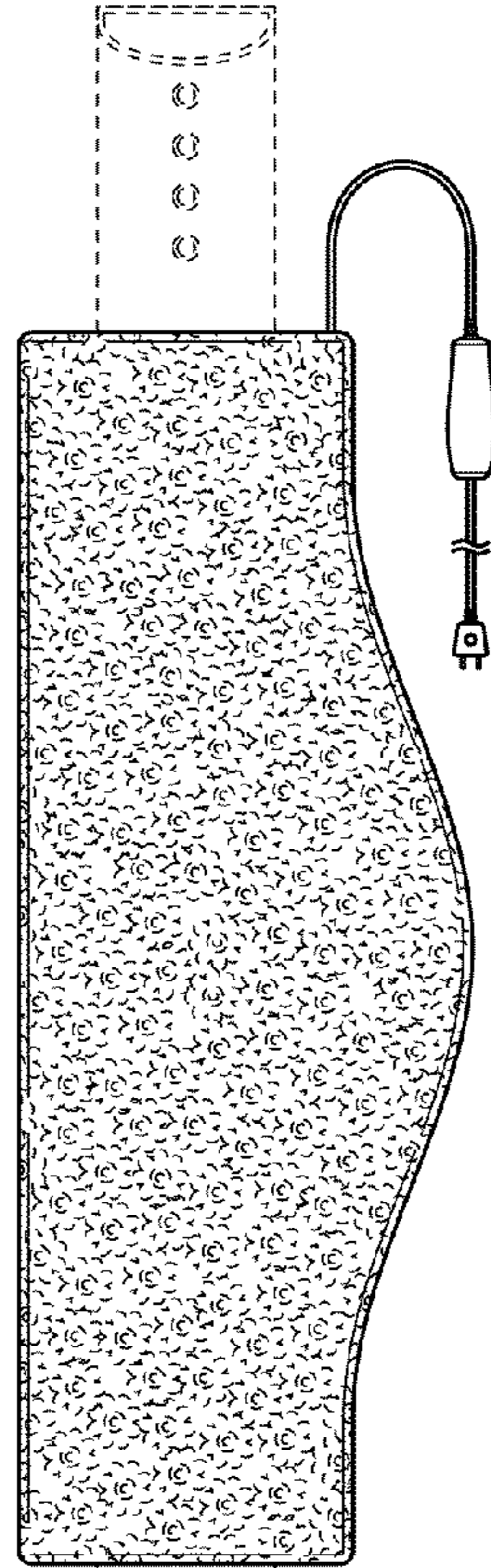


FIG. 5

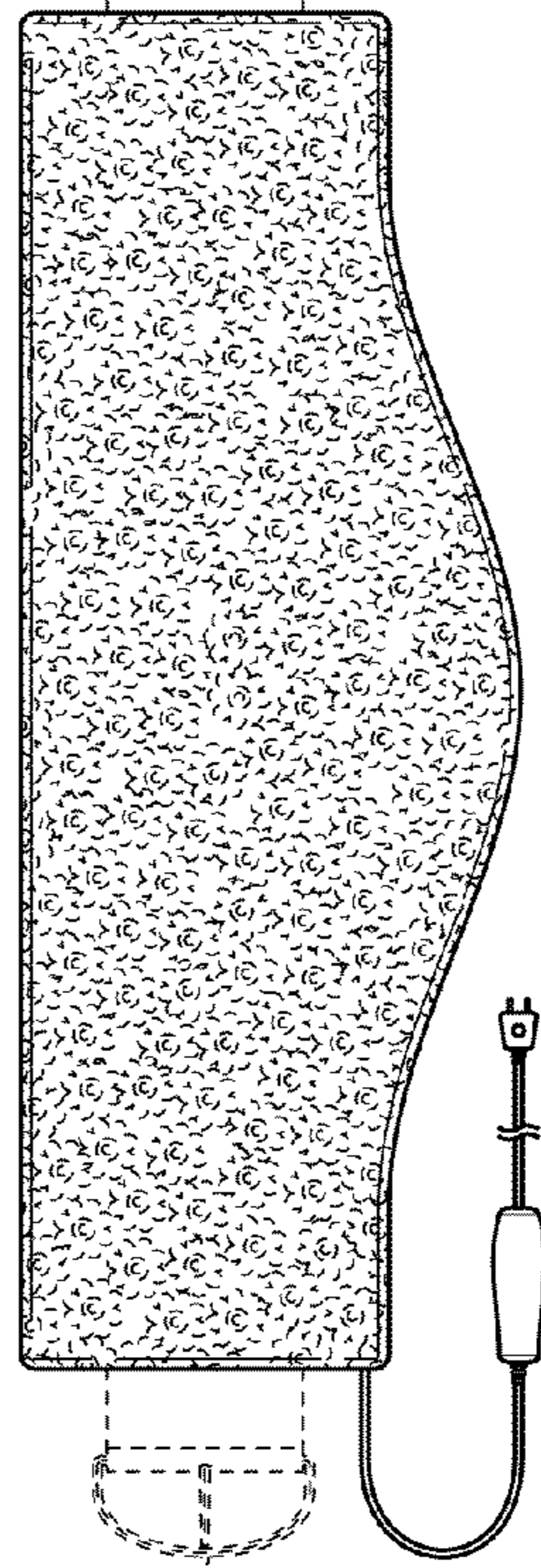
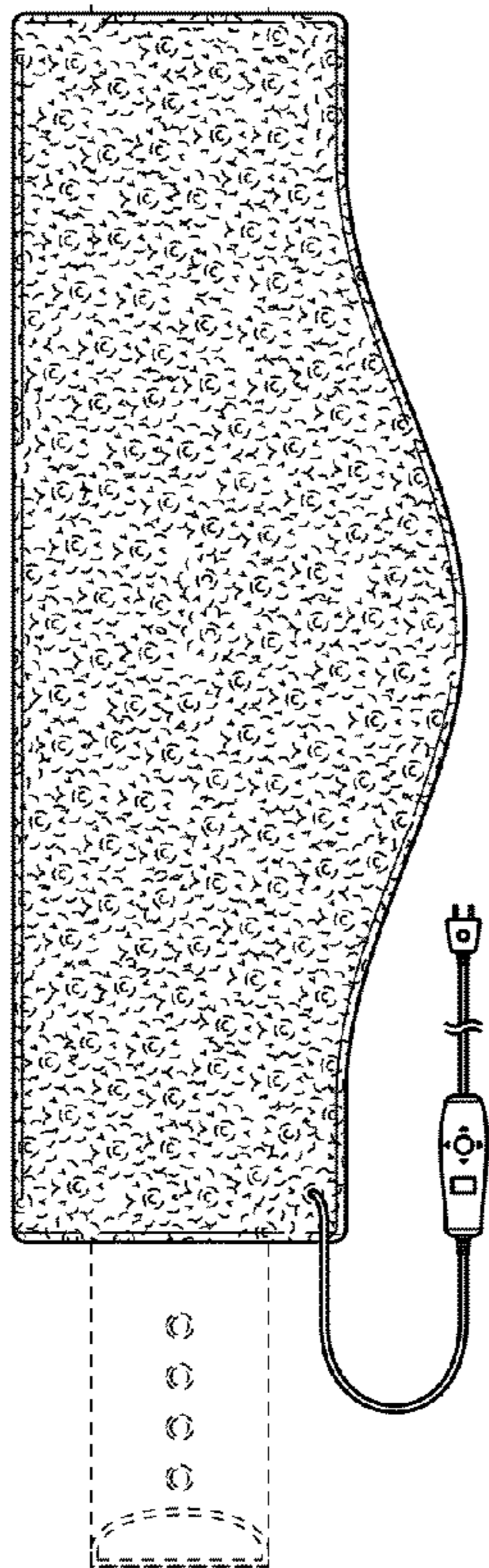




FIG. 6




FIG. 7

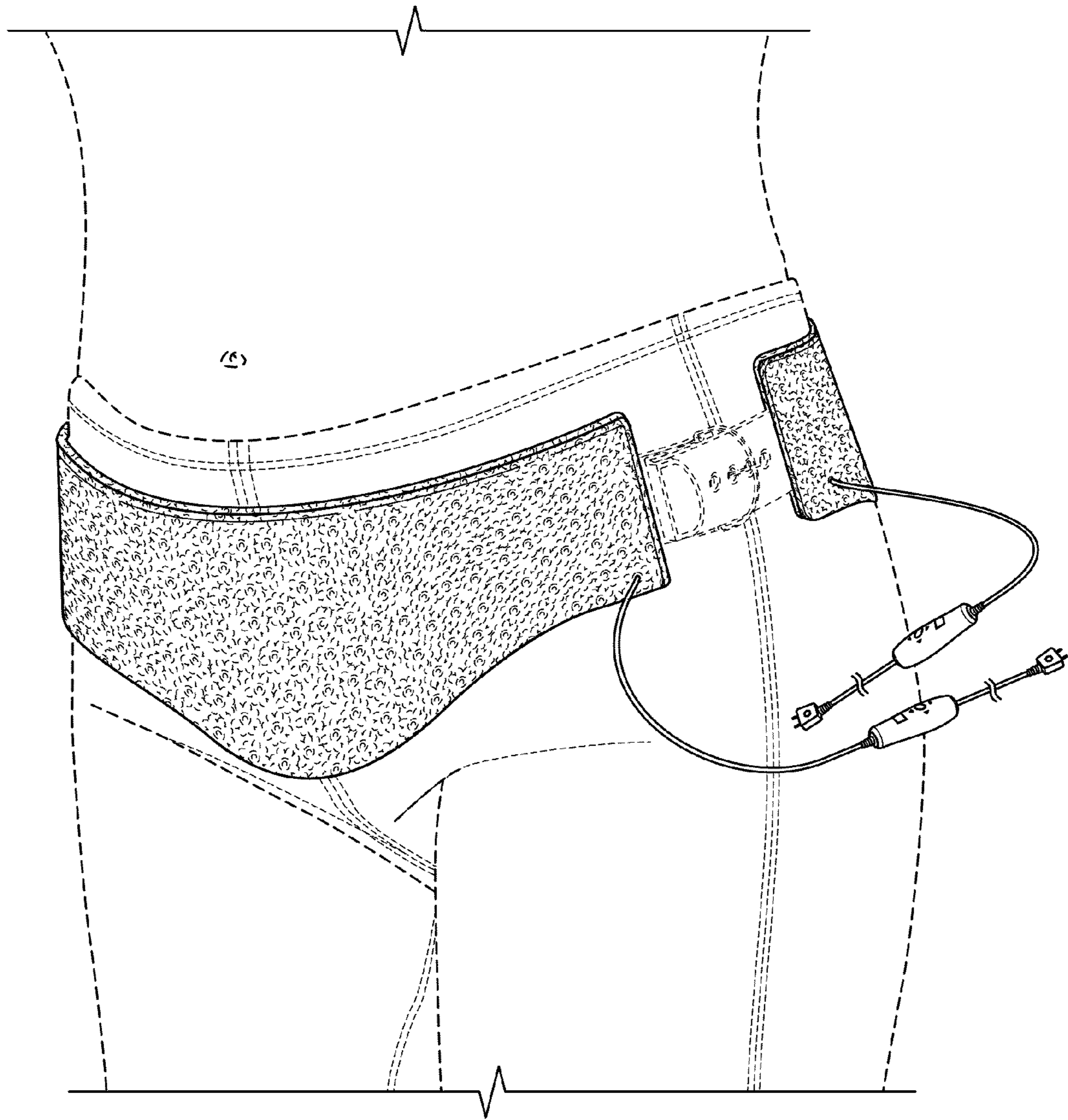


FIG. 8

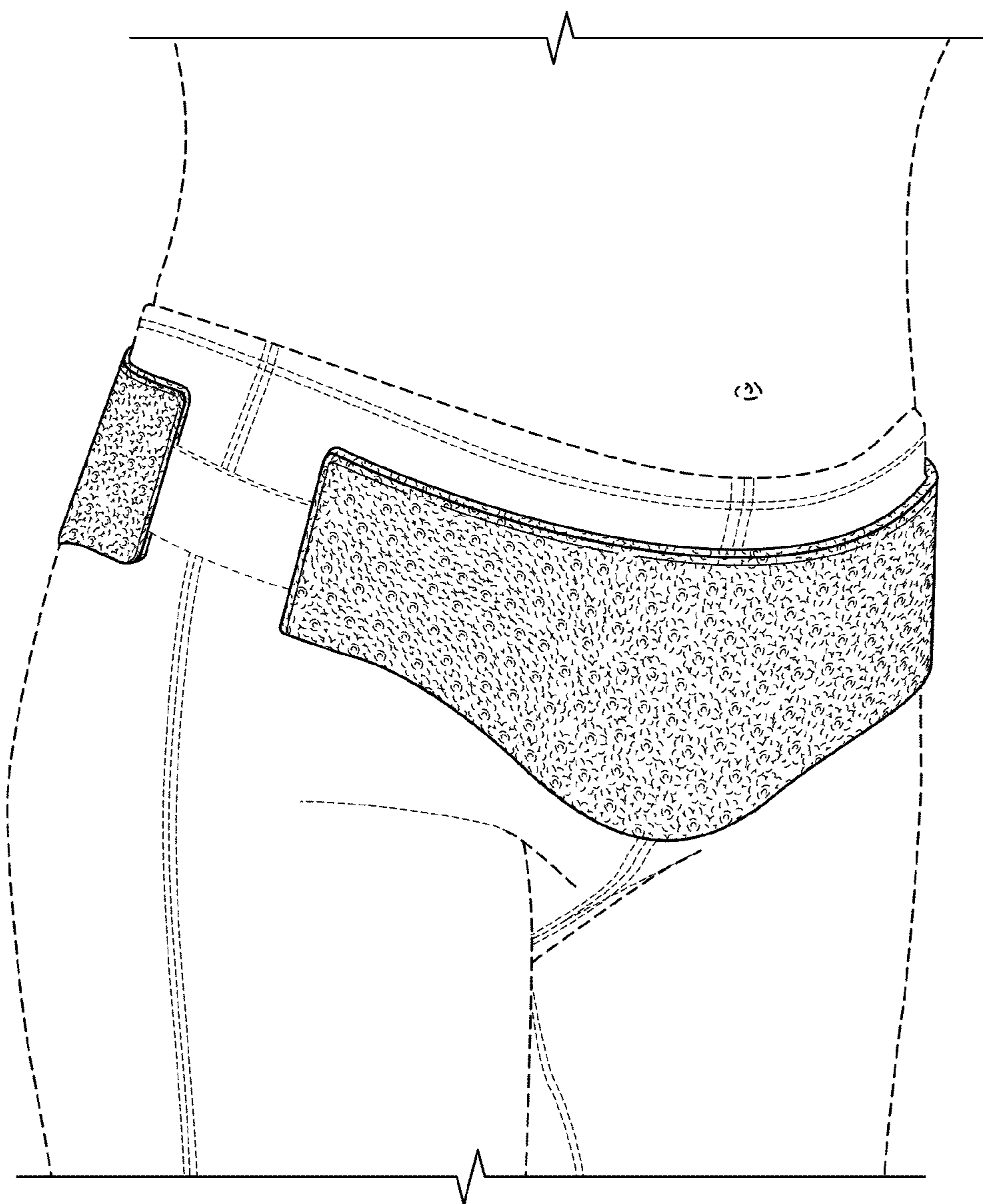


FIG. 9