



US00D712555S

(12) **United States Design Patent**
Berg

(10) **Patent No.:** **US D712,555 S**

(45) **Date of Patent:** **** Sep. 2, 2014**

(54) **LOOP STRAP**

(71) Applicant: **Arjo Hospital Equipment AB**, Eslöv
(SE)

(72) Inventor: **Eva Berg**, Lund (SE)

(73) Assignee: **Arjo Hospital Equipment AB**, Eslov
(SE)

(**) Term: **14 Years**

(21) Appl. No.: **29/466,736**

(22) Filed: **Sep. 11, 2013**

(30) **Foreign Application Priority Data**

Jun. 4, 2013 (EM) 002249276

(51) **LOC (10) Cl.** **24-00**

(52) **U.S. Cl.**
USPC **D24/190**

(58) **Field of Classification Search**
USPC D24/188, 190–192, 206; D34/28;
D30/144, 151, 153; 128/846, 876, 878;
248/693; 281/5, 7, 19.2
See application file for complete search history.

(56) **References Cited**

U.S. PATENT DOCUMENTS

2,859,928 A * 11/1958 Snow 244/110 R
3,556,091 A * 1/1971 Haig D24/192
4,025,100 A * 5/1977 Bridgehouse 294/74
D268,958 S * 5/1983 Lange et al. D24/190
4,392,489 A * 7/1983 Wagner, Sr. D24/190
D291,136 S * 7/1987 Andersson D34/28
D311,232 S * 10/1990 Drennan et al. D21/692
5,001,791 A * 3/1991 Toso 5/630
5,254,065 A * 10/1993 Pollock 482/129
D377,467 S * 1/1997 Weimer D24/190
5,688,011 A * 11/1997 Gulley 294/74

D388,558 S * 12/1997 Miller D30/153
D417,318 S * 11/1999 Lyons D30/153
5,993,062 A * 11/1999 Shackleton 383/24
D418,301 S * 1/2000 Anderson et al. D3/327
D437,623 S * 2/2001 Ormsby D30/153
D642,644 S * 8/2011 Cutler D21/771
D661,175 S * 6/2012 Dahl et al. D8/349
D673,278 S * 12/2012 Orrico D24/188
D685,484 S * 7/2013 Brambilla D24/190
D690,781 S * 10/2013 Uchytel D21/694
8,590,116 B2 * 11/2013 Dahl 24/300
2011/0094011 A1 * 4/2011 Klekamp 2/170
2013/0160204 A1 * 6/2013 Lavin 5/81.1 T
2014/0066272 A1 * 3/2014 Ingram 482/139

OTHER PUBLICATIONS

Kinsman Triple Loop Quab Leg Lifter, Amazon.com, first reviewed Aug. 5, 2010, online. Site viewed on Jun. 13, 2014. Interent URL:<"http://www.amazon.com/Kinsman-Triple-Loop-Quad-Lifter/dp/B00294U8MU/ref=cm_cr_pr_product_top">.*

* cited by examiner

Primary Examiner — Garth Rademaker
Assistant Examiner — Llorellys Martinez-Rivera
(74) *Attorney, Agent, or Firm* — Fenwick & West LLP

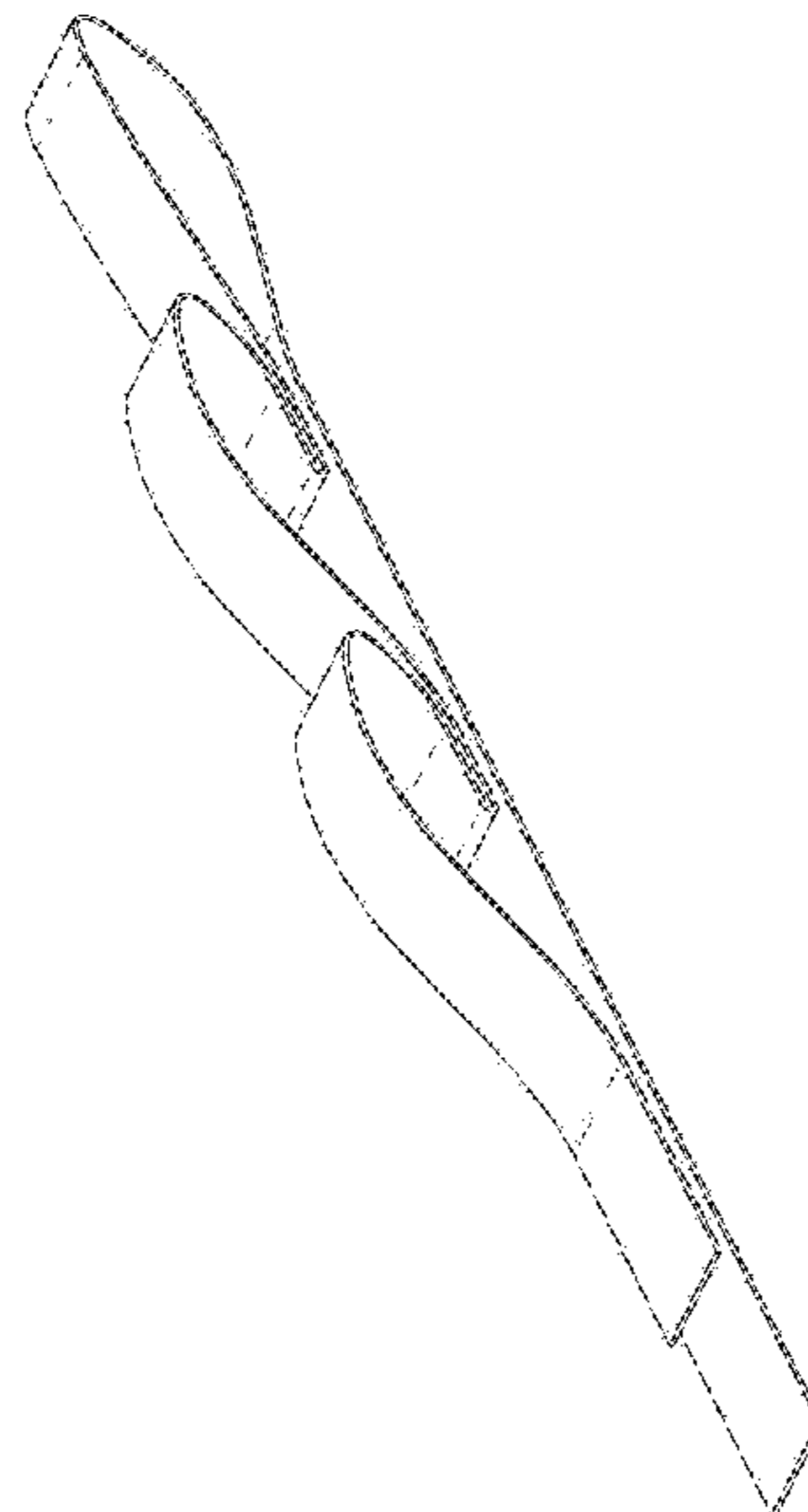
(57) **CLAIM**

The ornamental design for a loop strap, as shown and described.

DESCRIPTION

FIG. 1 is a front right side perspective view of a loop strap showing my new design;
FIG. 2 is a another front right side perspective view thereof;
FIG. 3 is a front view thereof;
FIG. 4 is a back view thereof;
FIG. 5 is a right side view thereof;
FIG. 6 is a top view thereof; and,
FIG. 7 is a bottom view thereof.

1 Claim, 7 Drawing Sheets



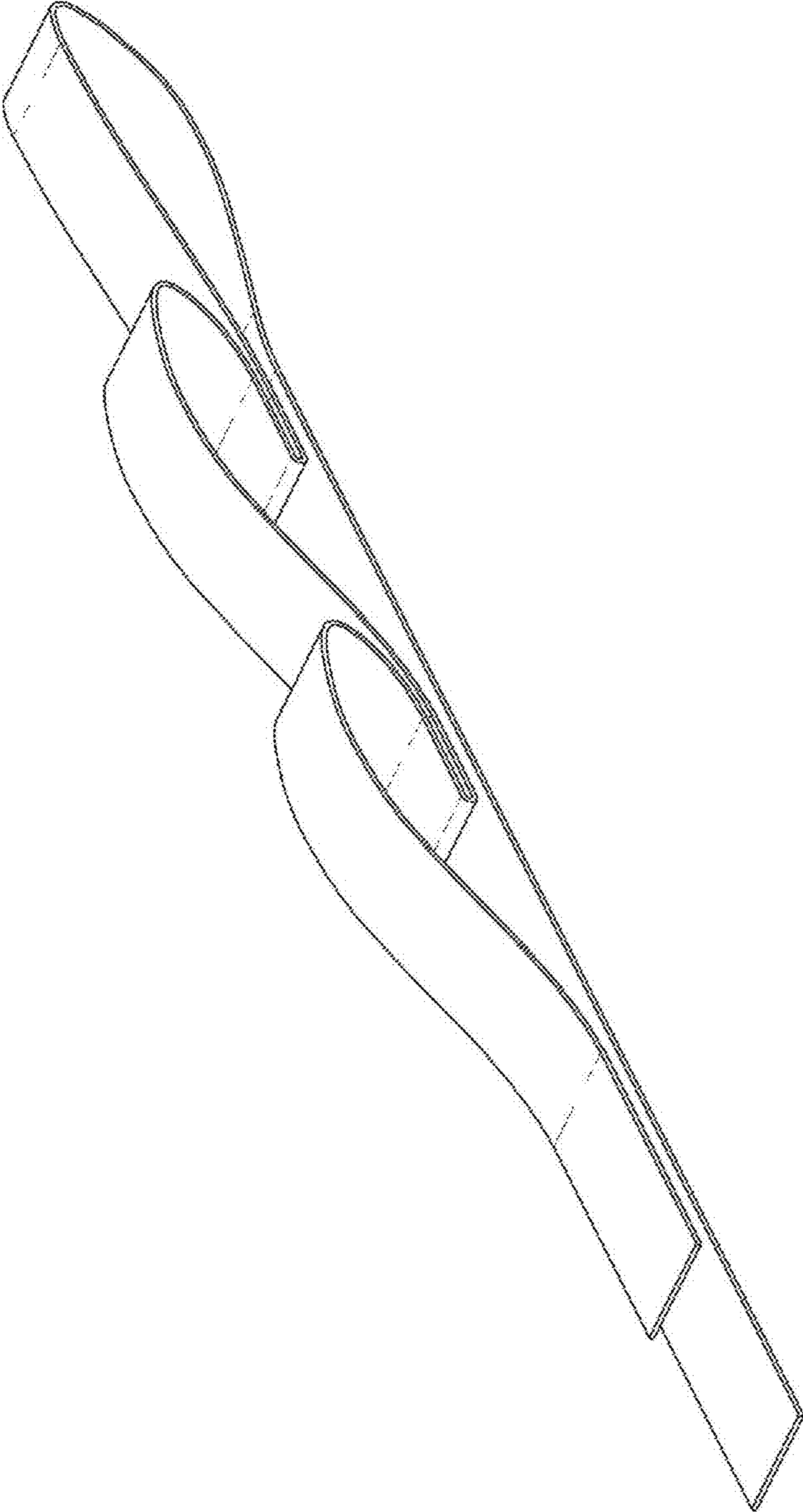


FIG. 1

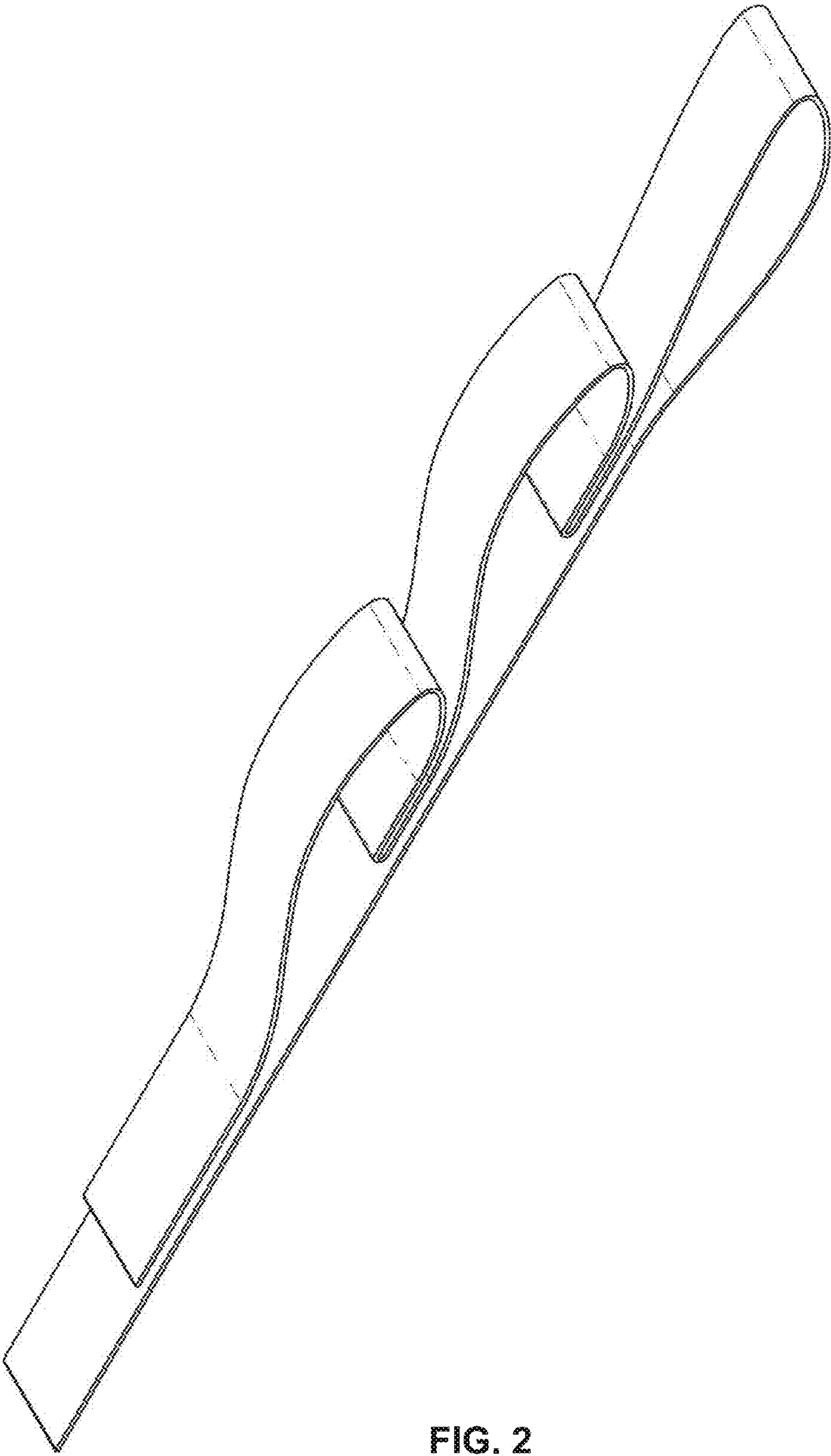


FIG. 2



FIG. 3



FIG. 4

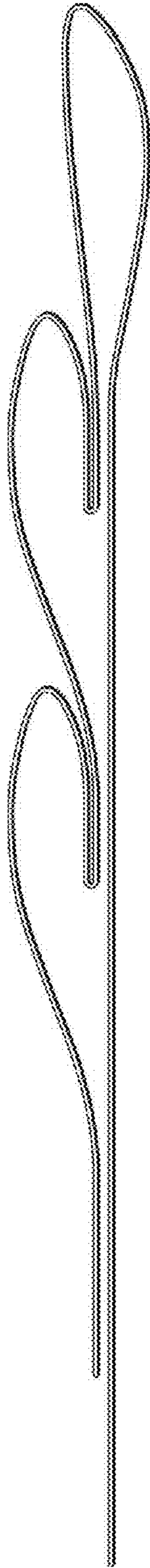


FIG. 5




FIG. 6

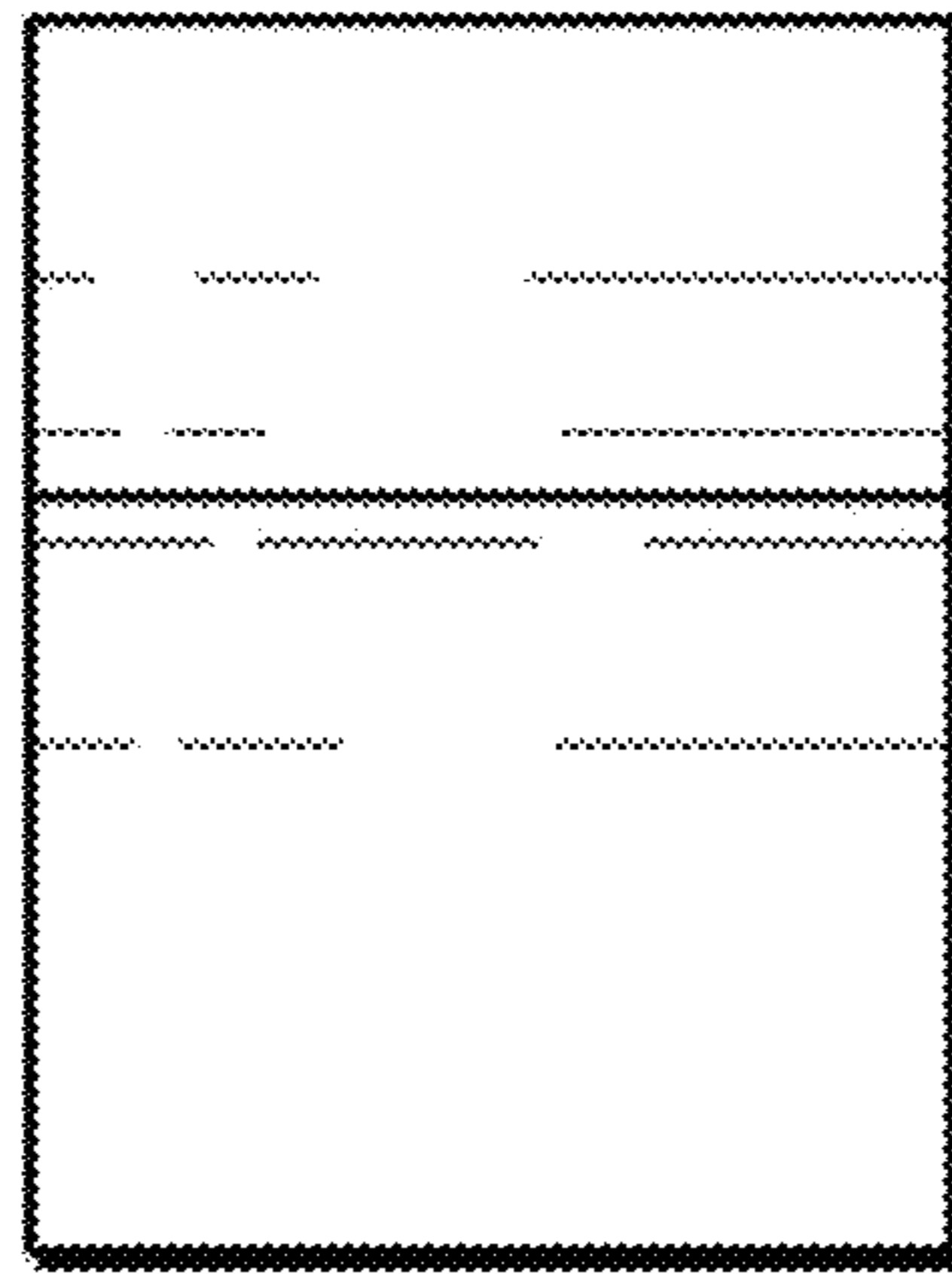


FIG. 7