



US00D712554S

(12) **United States Design Patent**
Igwebuike et al.

(10) **Patent No.:** **US D712,554 S**
(45) **Date of Patent:** **** Sep. 2, 2014**

(54) **WOUND DRESSING**
(71) Applicant: **Coloplast A/S, Humlebaek (DK)**
(72) Inventors: **Henning Igwebuike, Lynge (DK);
Jesper Sejer Nielsen, Kvistgaard (DK);
Børge Gundersen, Tikoeb (DK)**
(73) Assignee: **Coloplast A/S, Humlebaek (DK)**
(**) Term: **14 Years**
(21) Appl. No.: **29/478,958**
(22) Filed: **Jan. 10, 2014**

(30) **Foreign Application Priority Data**
Nov. 7, 2013 (EM) 002340471
(51) **LOC (10) Cl.** **24-04**
(52) **U.S. Cl.**
USPC **D24/189**
(58) **Field of Classification Search**
USPC D24/189; 602/41-43, 48, 52, 54, 58;
D20/11
See application file for complete search history.

(56) **References Cited**
U.S. PATENT DOCUMENTS
6,140,549 A * 10/2000 Pompei, Jr. 602/57
6,297,422 B1 * 10/2001 Hansen et al. 602/57
D474,842 S * 5/2003 Wolsing et al. D24/189
D480,144 S * 9/2003 Adams et al. D24/189
D484,601 S * 12/2003 Griffiths et al. D24/189
D484,602 S * 12/2003 Bishop et al. D24/189
D524,946 S * 7/2006 Shaw et al. D24/189
D557,424 S * 12/2007 Knight D24/189
D607,112 S * 12/2009 Rogers et al. D24/189
D607,113 S * 12/2009 Rogers et al. D24/189
8,093,445 B2 * 1/2012 Sigurjonsson et al. 602/54
D693,010 S * 11/2013 Mosa et al. D24/189

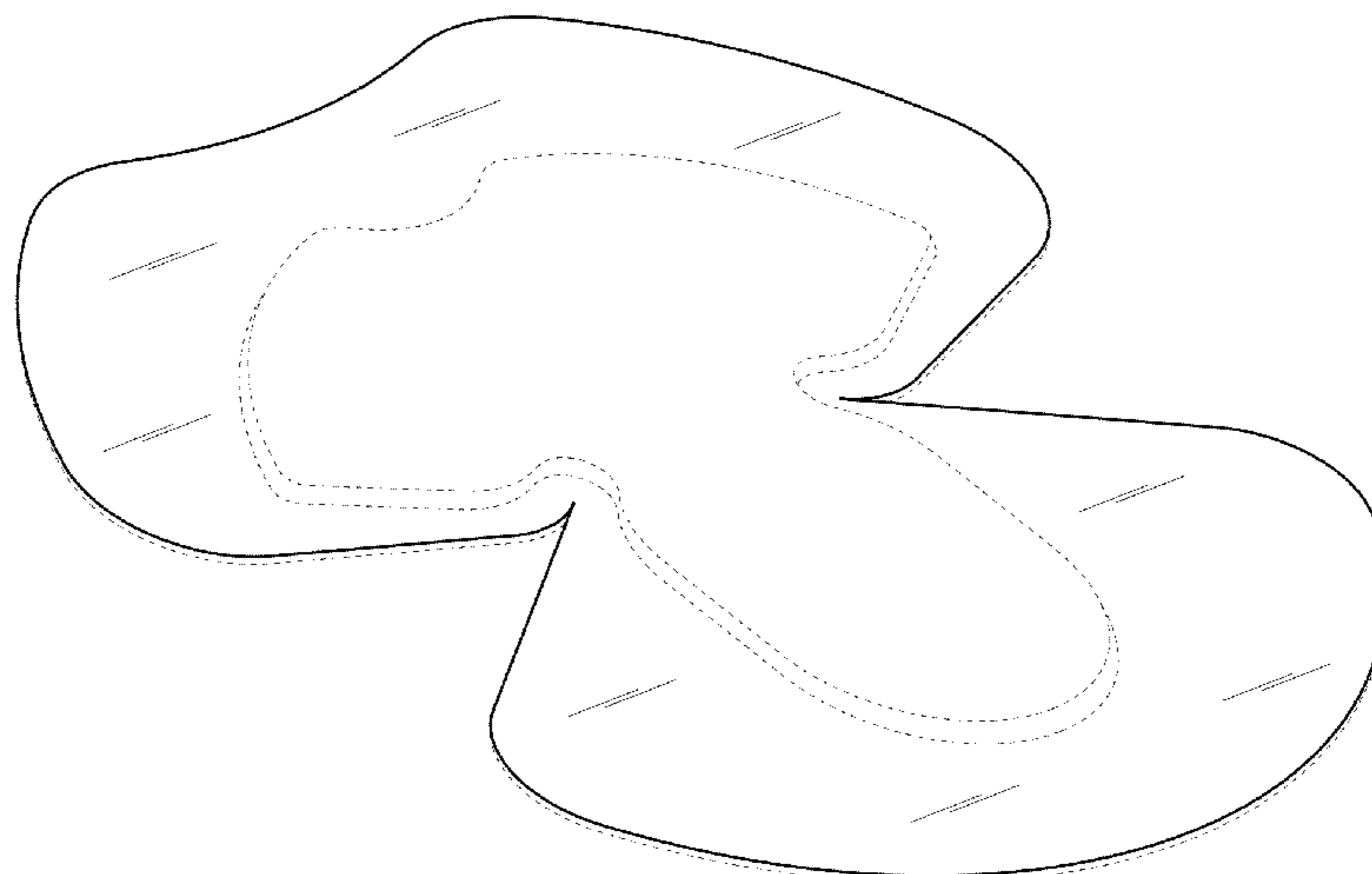
2002/0087106 A1 * 7/2002 Unger et al. 602/48
2003/0093024 A1 * 5/2003 Falleiros et al. 602/58
2007/0027423 A1 * 2/2007 Scheinberg et al. 602/54
2009/0149793 A1 * 6/2009 Tilghman 602/54
2009/0177135 A1 * 7/2009 Rogers et al. 602/54
2011/0112458 A1 * 5/2011 Holm et al. 602/54
2011/0137269 A1 * 6/2011 Coubetergues et al. 604/307
2011/0319803 A1 * 12/2011 DiGrazia 602/43

* cited by examiner
Primary Examiner — T. Chase Nelson
Assistant Examiner — Michelle E Wilson
(74) *Attorney, Agent, or Firm* — Coloplast Corp., Coloplast A/S; Nick Baumann

(57) **CLAIM**
The ornamental design for a wound dressing, as shown and described.

DESCRIPTION
FIG. 1 is an isometric view of a wound dressing.
FIG. 2 a top side view of the wound dressing illustrated in FIG. 1.
FIG. 3 is a bottom side view of the wound dressing illustrated in FIG. 1.
FIG. 4 is a front side view of the wound dressing illustrated in FIG. 1, where a back side view is not illustrated as it is a mirror image of the front side view; and,
FIG. 5 is a left side view of the wound dressing illustrated in FIG. 1, where a right side view is not illustrated as it is a mirror image of the left side view.
In FIGS. 1 and 3-5 the broken lines illustrating an edge thickness of the wound dressing and a bottom layer of the wound dressing depict environmental subject matter only and form no part of the claimed design.
In FIGS. 1-2 and 4-5 the broken lines illustrating an absorbent pad of the wound dressing depict environmental subject matter only and form no part of the claimed design.

1 Claim, 4 Drawing Sheets



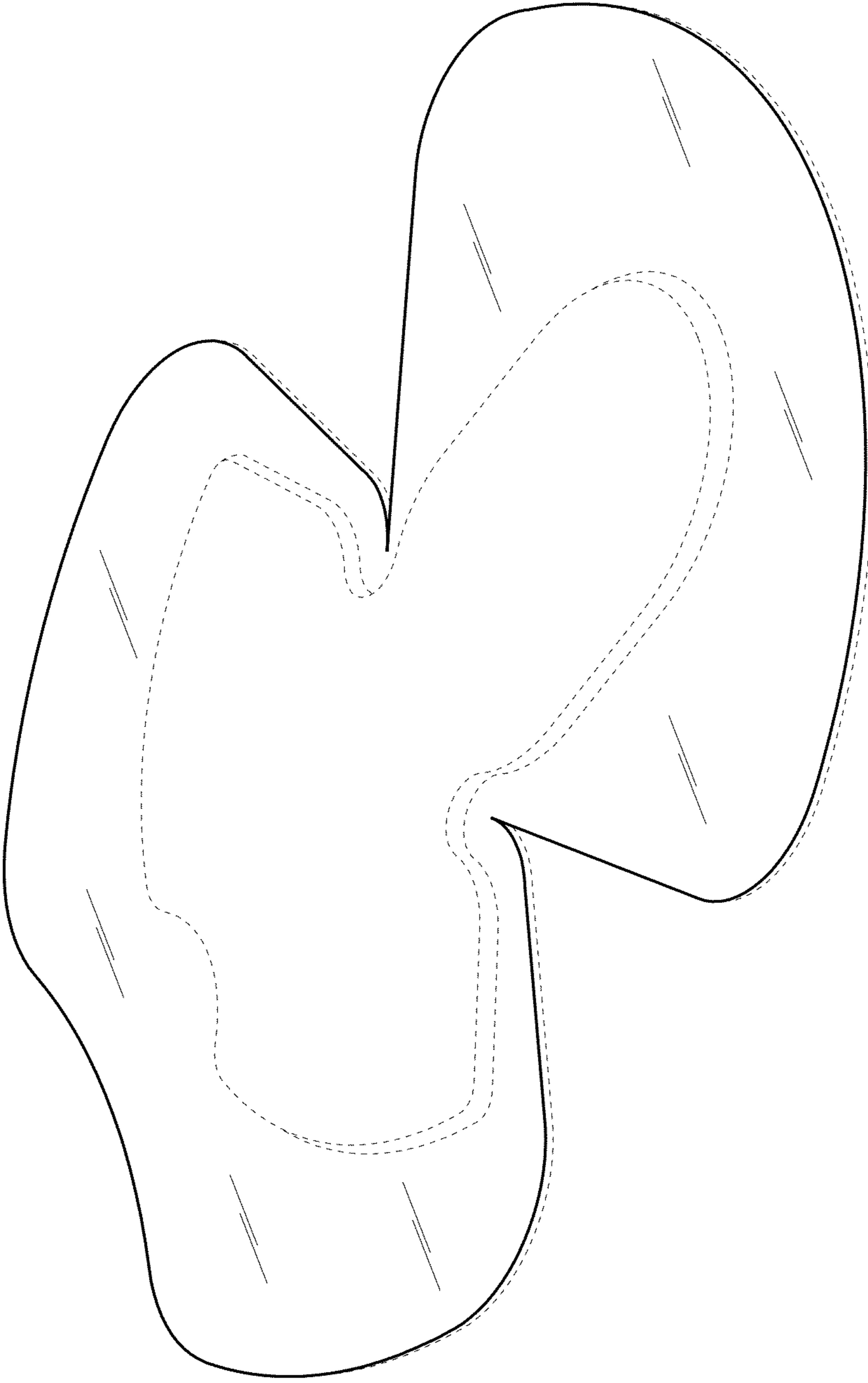


Fig. 1

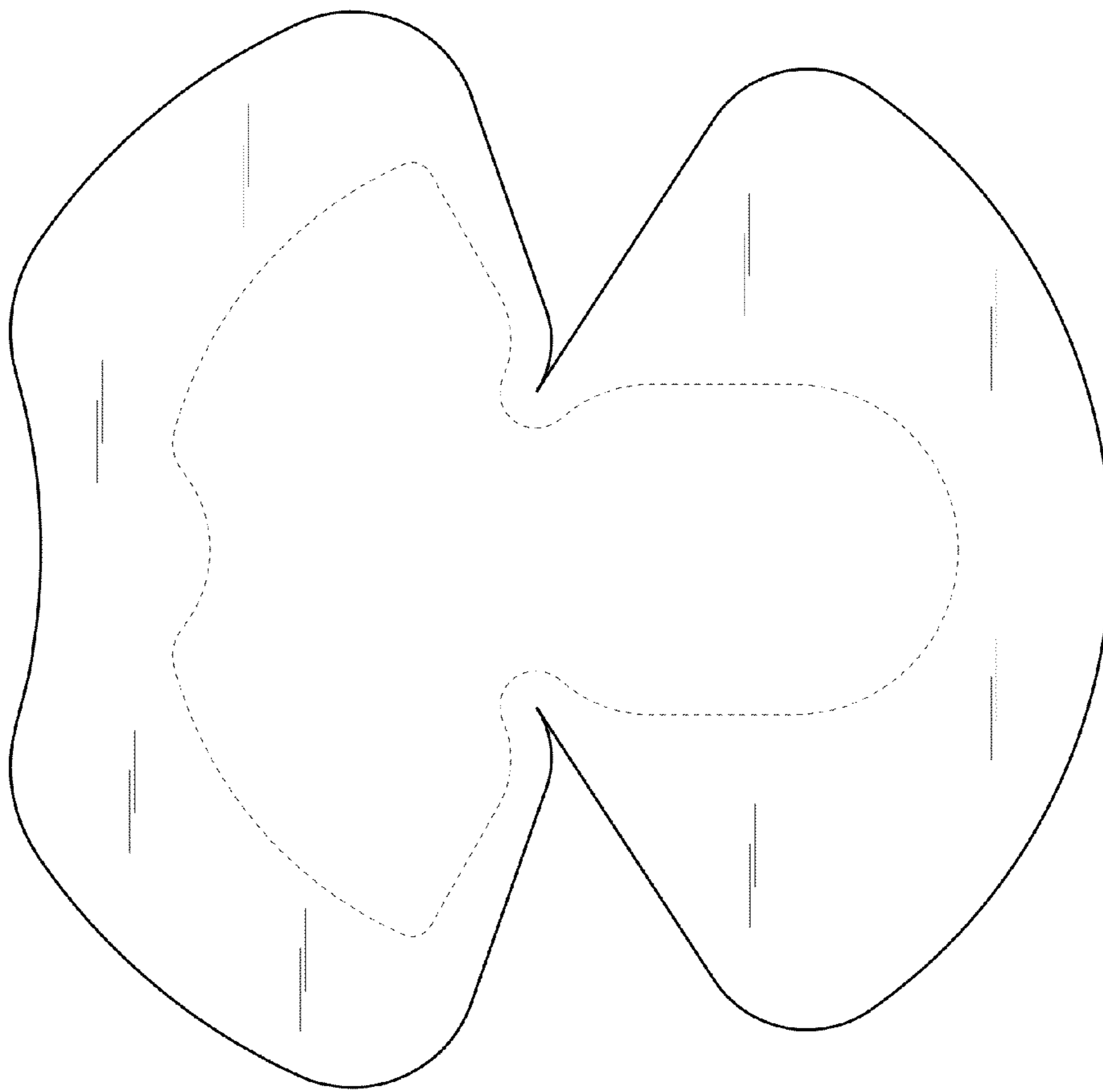


Fig. 2




Fig. 3



Fig. 4




Fig. 5