



US00D712551S

(12) **United States Design Patent**
Igwebuike et al.

(10) **Patent No.:** **US D712,551 S**

(45) **Date of Patent:** **** Sep. 2, 2014**

(54) **WOUND DRESSING**

(71) Applicant: **Coloplast A/S, Humlebaek (DK)**

(72) Inventors: **Henning Igwebuike, Lyngø (DK);
Jesper Sejer Nielsen, Kvistgaard (DK);
Børge Gundersen, Tikoeb (DK)**

(73) Assignee: **Coloplast A/S, Humlebaek (DK)**

(**) Term: **14 Years**

(21) Appl. No.: **29/478,955**

(22) Filed: **Jan. 10, 2014**

(30) **Foreign Application Priority Data**

Nov. 7, 2013 (EM) 002340463

(51) **LOC (10) Cl.** **24-04**

(52) **U.S. Cl.**
USPC **D24/189**

(58) **Field of Classification Search**
USPC D24/189; 602/41-43, 48, 52, 54, 58;
D20/11
See application file for complete search history.

(56) **References Cited**

U.S. PATENT DOCUMENTS

6,140,549	A *	10/2000	Pompei, Jr.	602/57
6,297,422	B1 *	10/2001	Hansen et al.	602/57
D474,842	S *	5/2003	Wolsing et al.	D24/189
D480,144	S *	9/2003	Adams et al.	D24/189
D484,601	S *	12/2003	Griffiths et al.	D24/189
D484,602	S *	12/2003	Griffiths et al.	D24/189
D524,946	S *	7/2006	Shaw et al.	D24/189
D557,424	S *	12/2007	Knight	D24/189
D607,112	S *	12/2009	Rogers et al.	D24/189
D607,113	S *	12/2009	Rogers et al.	D24/189

8,093,445	B2 *	1/2012	Sigurjonsson et al.	602/54
D693,010	S *	11/2013	Mosa et al.	D24/189
2002/0087106	A1 *	7/2002	Unger et al.	602/48
2003/0093024	A1 *	5/2003	Falleiros et al.	602/58
2007/0027423	A1 *	2/2007	Scheinberg et al.	602/54
2009/0149793	A1 *	6/2009	Tilghman	602/54
2009/0177135	A1 *	7/2009	Rogers et al.	602/54
2011/0112458	A1 *	5/2011	Holm et al.	602/54
2011/0137269	A1 *	6/2011	Coubetergues et al.	604/307
2011/0319803	A1 *	12/2011	Digrazia	602/43

* cited by examiner

Primary Examiner — T. Chase Nelson

Assistant Examiner — Michelle E Wilson

(74) *Attorney, Agent, or Firm* — Coloplast Corp., Coloplast A/S; Nick Baumann

(57) **CLAIM**

The ornamental design for a wound dressing, as shown and described.

DESCRIPTION

FIG. 1 is an isometric view of a wound dressing.

FIG. 2 a top side view of the wound dressing illustrated in FIG. 1.

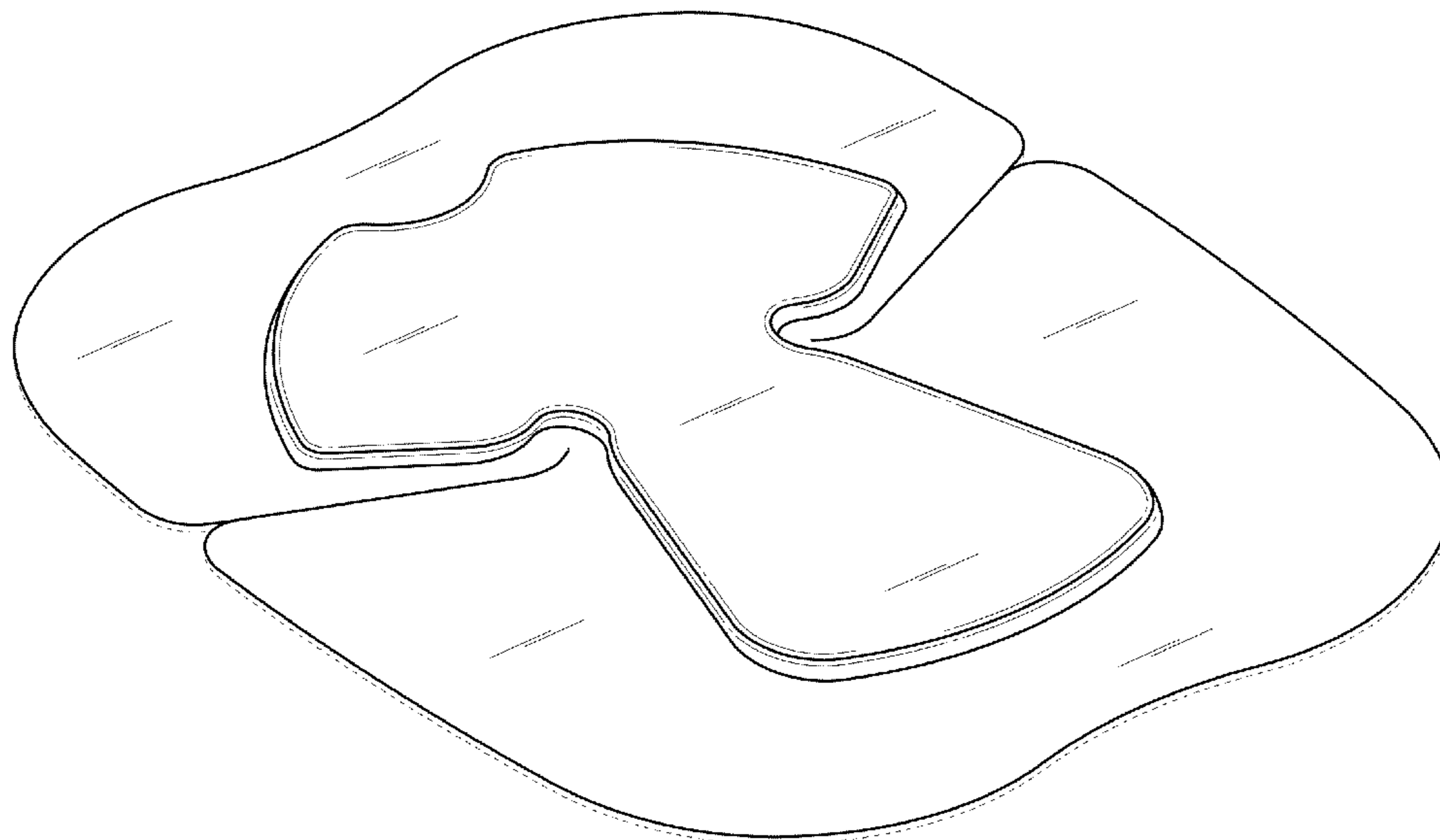
FIG. 3 is a bottom side view of the wound dressing illustrated in FIG. 1.

FIG. 4 is a front side view of the wound dressing illustrated in FIG. 1, where a back side view is not illustrated as it is a mirror image of the front side view; and,

FIG. 5 is a left side view of the wound dressing illustrated in FIG. 1, where a right side view is not illustrated as it is a mirror image of the left side view.

In FIGS. 1 and 3-5 the broken lines illustrating an edge thickness of the wound dressing and a bottom layer of the wound dressing depict environmental subject matter only and form no part of the claimed design.

1 Claim, 4 Drawing Sheets



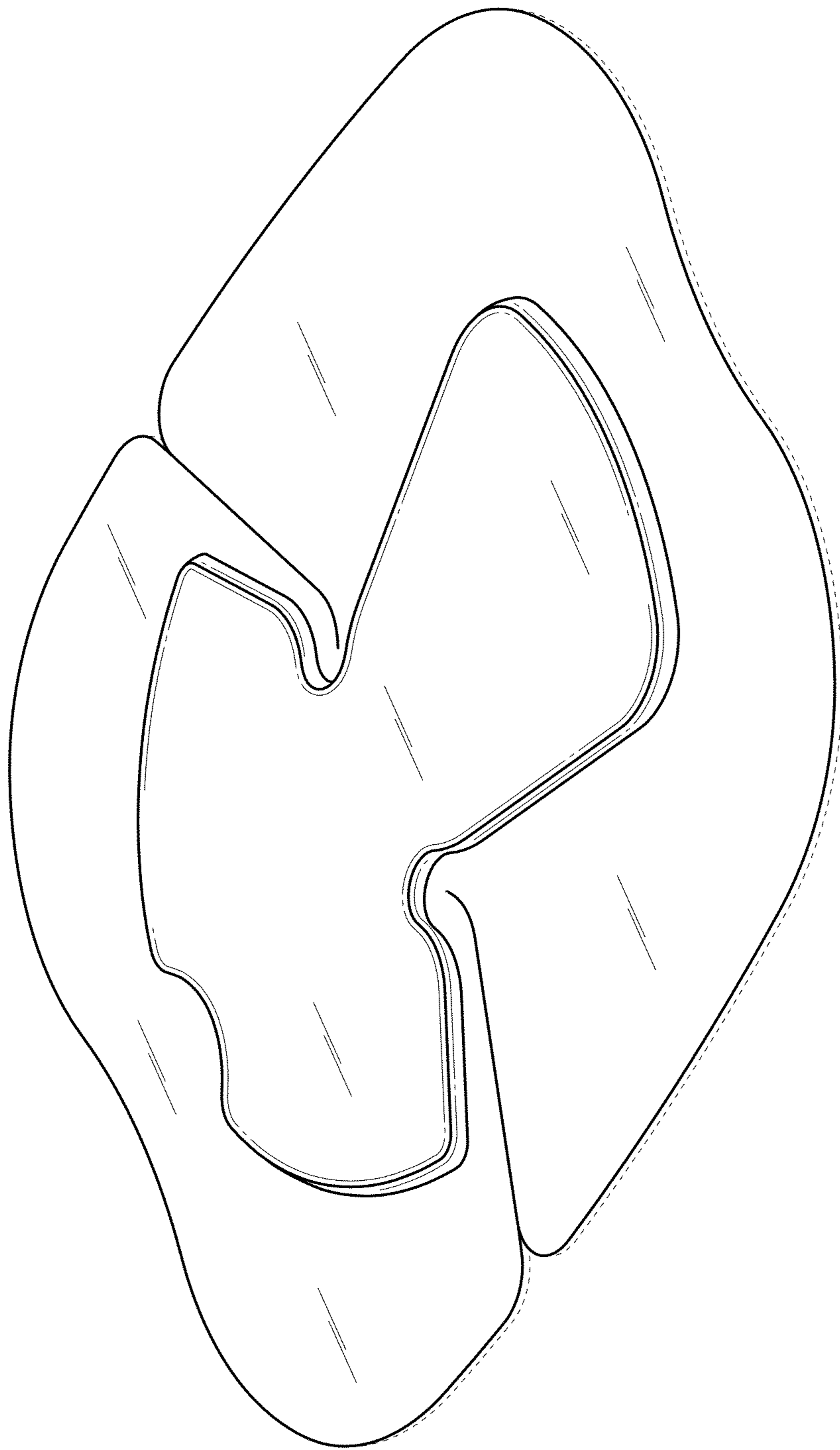


Fig. 1

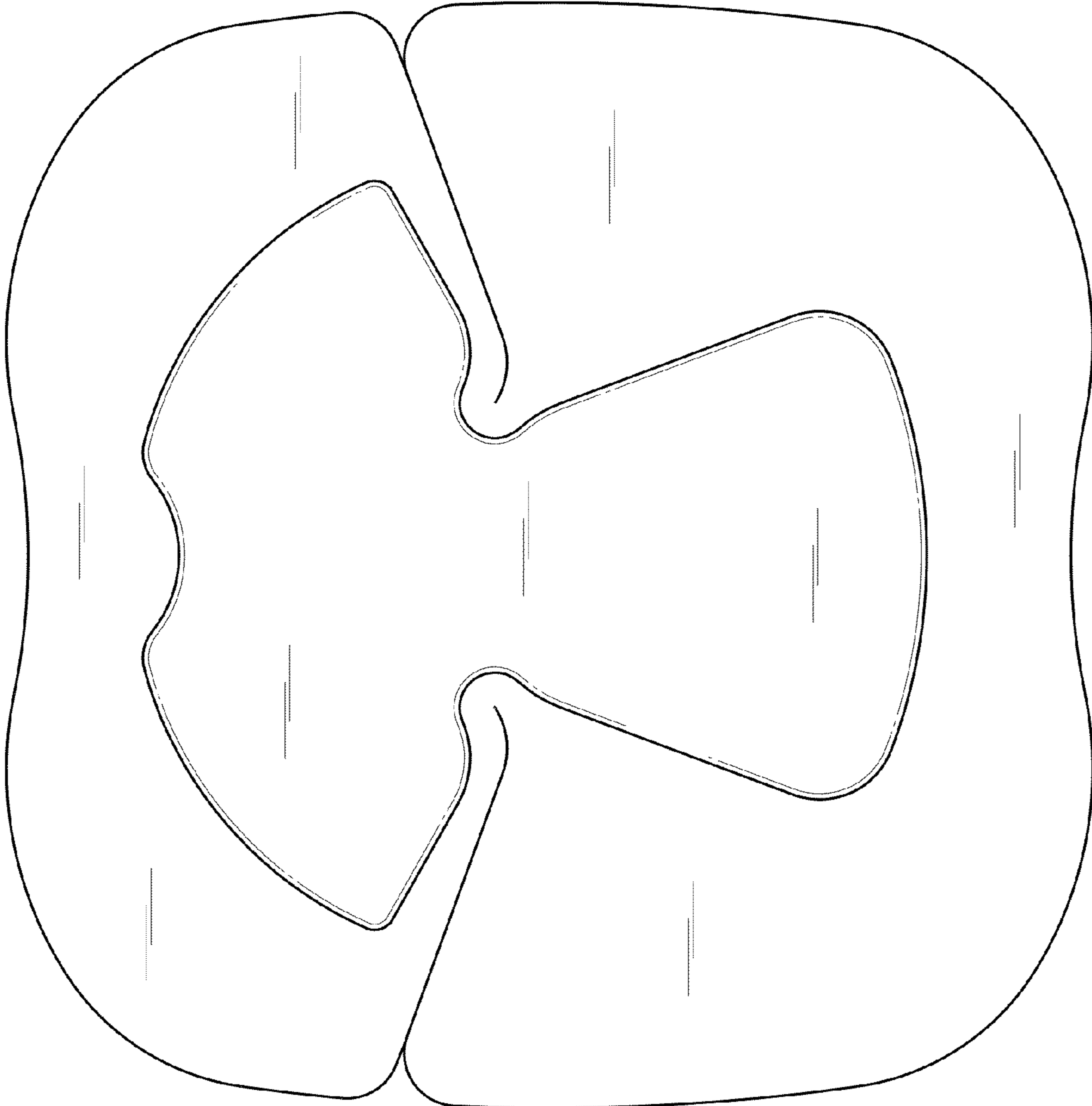


Fig. 2




Fig. 3



Fig. 4

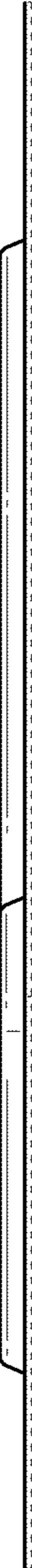


Fig. 5