



US00D712550S

(12) **United States Design Patent**  
**Igwebuike et al.**

(10) **Patent No.:** **US D712,550 S**

(45) **Date of Patent:** **\*\* Sep. 2, 2014**

(54) **WOUND DRESSING**

(71) Applicant: **Coloplast A/S**, Humlebaek (DK)

(72) Inventors: **Henning Igwebuike**, Lyngø (DK);  
**Jesper Sejer Nielsen**, Kvistgaard (DK);  
**Boerge Gundersen**, Tikoeb (DK)

(73) Assignee: **Coloplast A/S**, Humlebaek (DK)

(\*\*) Term: **14 Years**

(21) Appl. No.: **29/478,954**

(22) Filed: **Jan. 10, 2014**

(30) **Foreign Application Priority Data**

Nov. 7, 2013 (EM) ..... 002340448

(51) **LOC (10) Cl.** ..... **24-04**

(52) **U.S. Cl.**  
USPC ..... **D24/189**

(58) **Field of Classification Search**  
USPC ..... D24/189; 602/41-43, 48, 52, 54, 58;  
D20/11  
See application file for complete search history.

(56) **References Cited**

**U.S. PATENT DOCUMENTS**

6,140,549	A *	10/2000	Pompei, Jr.	602/57
6,297,422	B1 *	10/2001	Hansen et al.	602/57
D474,842	S *	5/2003	Wolsing et al.	D24/189
D480,144	S *	9/2003	Adams et al.	D24/189
D484,601	S *	12/2003	Griffiths et al.	D24/189
D484,602	S *	12/2003	Griffiths et al.	D24/189
D524,946	S *	7/2006	Shaw et al.	D24/189
D557,424	S *	12/2007	Knight	D24/189
D607,112	S *	12/2009	Rogers et al.	D24/189
D607,113	S *	12/2009	Rogers et al.	D24/189
8,093,445	B2 *	1/2012	Sigurjonsson et al.	602/54
D693,010	S *	11/2013	Mosa et al.	D24/189

2002/0087106	A1 *	7/2002	Unger et al.	602/48
2003/0093024	A1 *	5/2003	Falleiros et al.	602/58
2007/0027423	A1 *	2/2007	Scheinberg et al.	602/54
2009/0149793	A1 *	6/2009	Tilghman	602/54
2009/0177135	A1 *	7/2009	Rogers et al.	602/54
2011/0112458	A1 *	5/2011	Holm et al.	602/54
2011/0137269	A1 *	6/2011	Coubetergues et al.	604/307
2011/0319803	A1 *	12/2011	DiGrazia	602/43

\* cited by examiner

*Primary Examiner* — T. Chase Nelson

*Assistant Examiner* — Michelle E Wilson

(74) *Attorney, Agent, or Firm* — Coloplast Corp., Coloplast A/S

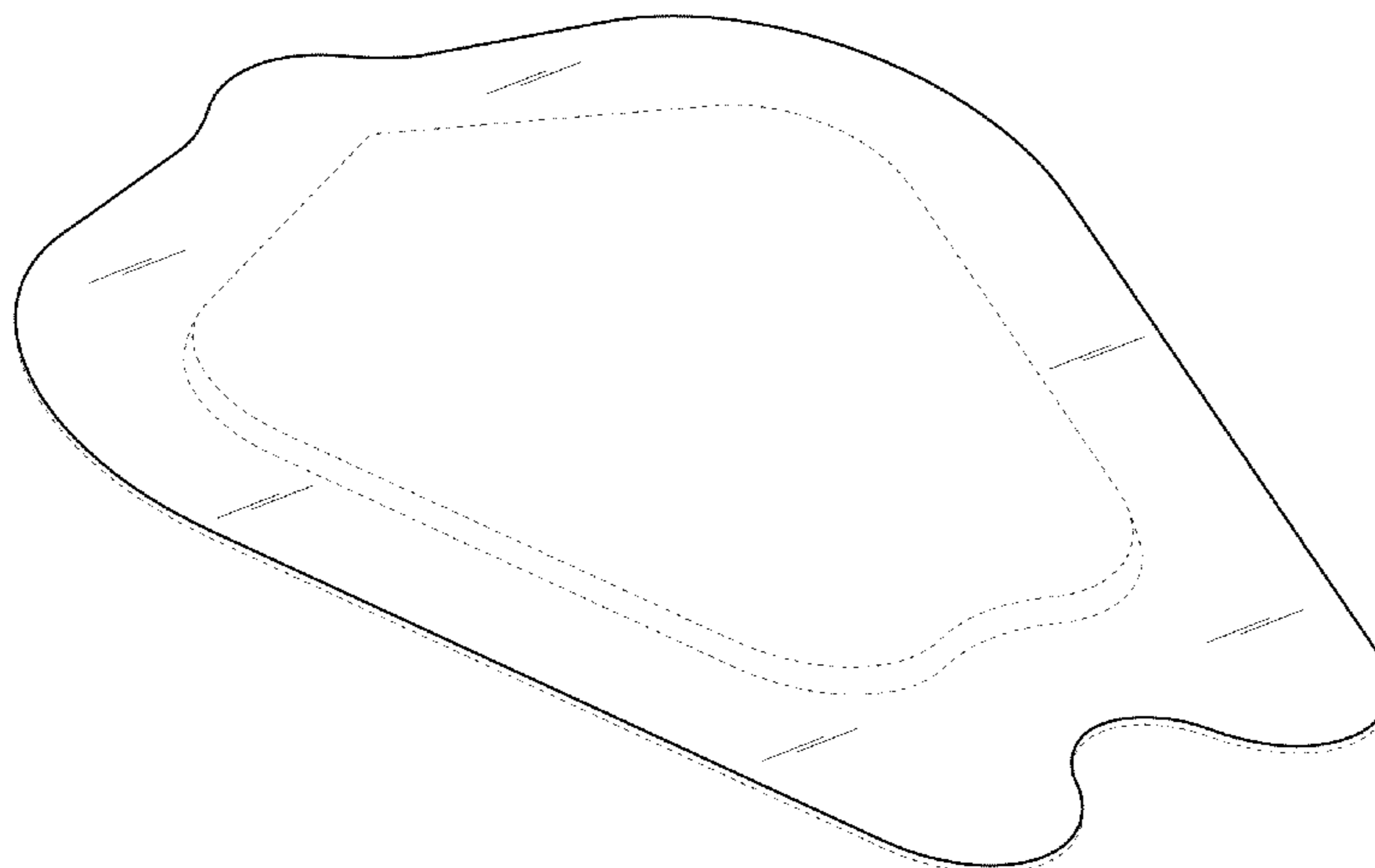
(57) **CLAIM**

The ornamental design for a wound dressing, as shown and described.

**DESCRIPTION**

FIG. 1 is an isometric view of a wound dressing.  
 FIG. 2 a top side view of the wound dressing illustrated in FIG. 1.  
 FIG. 3 is a bottom side view of the wound dressing illustrated in FIG. 1.  
 FIG. 4 is a front side view of the wound dressing illustrated in FIG. 1, where a back side view is not illustrated as it is a mirror image of the front side view; and,  
 FIG. 5 is a left side view of the wound dressing illustrated in FIG. 1, where a right side view is not illustrated as it is a mirror image of the left side view.  
 In FIGS. 1 and 3-5 the broken lines illustrating an edge thickness of the wound dressing and a bottom layer of the wound dressing depict environmental subject matter only and form no part of the claimed design.  
 In FIGS. 1-2 and 4-5 the broken lines illustrating an absorbent pad of the wound dressing depict environmental subject matter only and form no part of the claimed design.

**1 Claim, 4 Drawing Sheets**



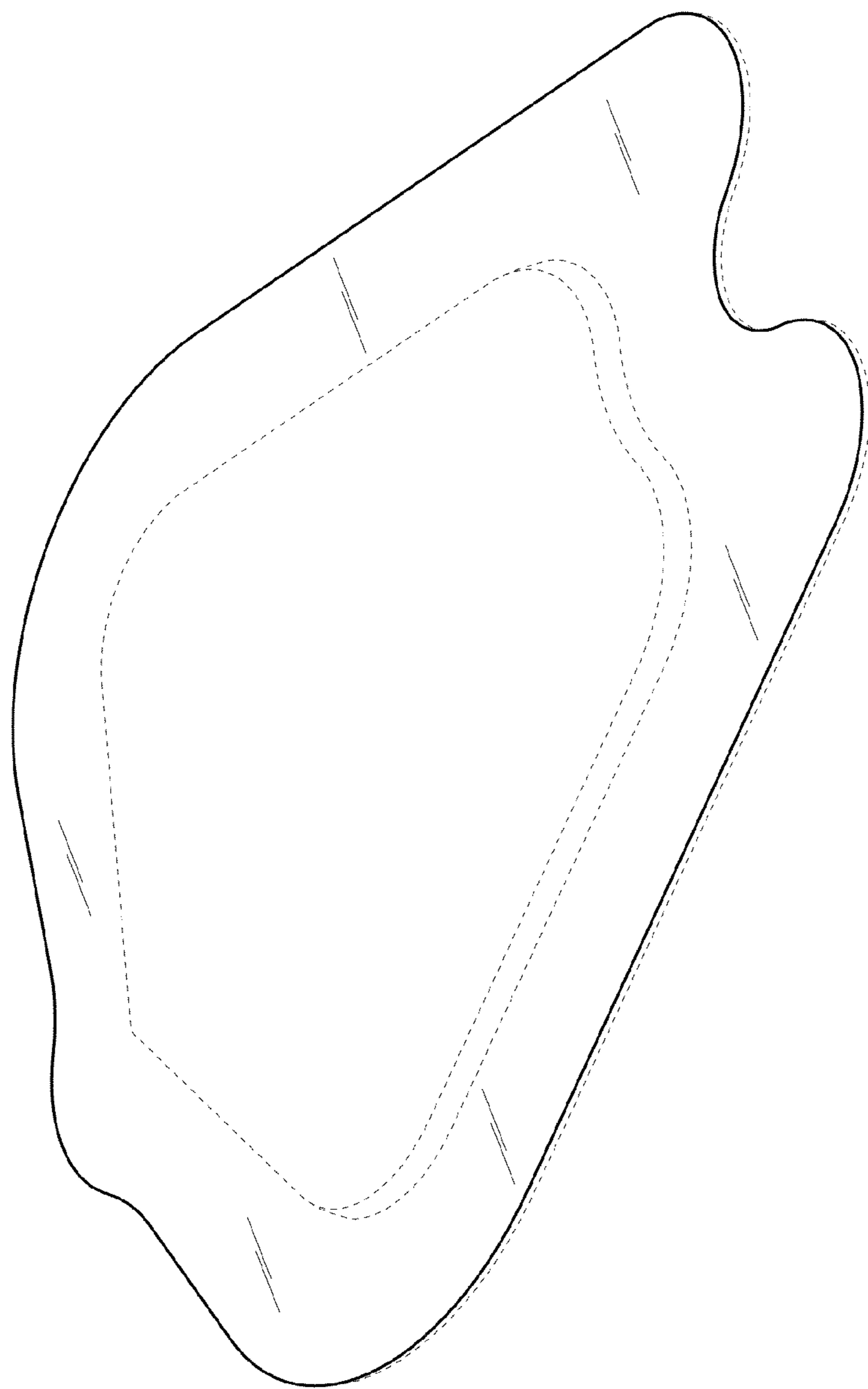
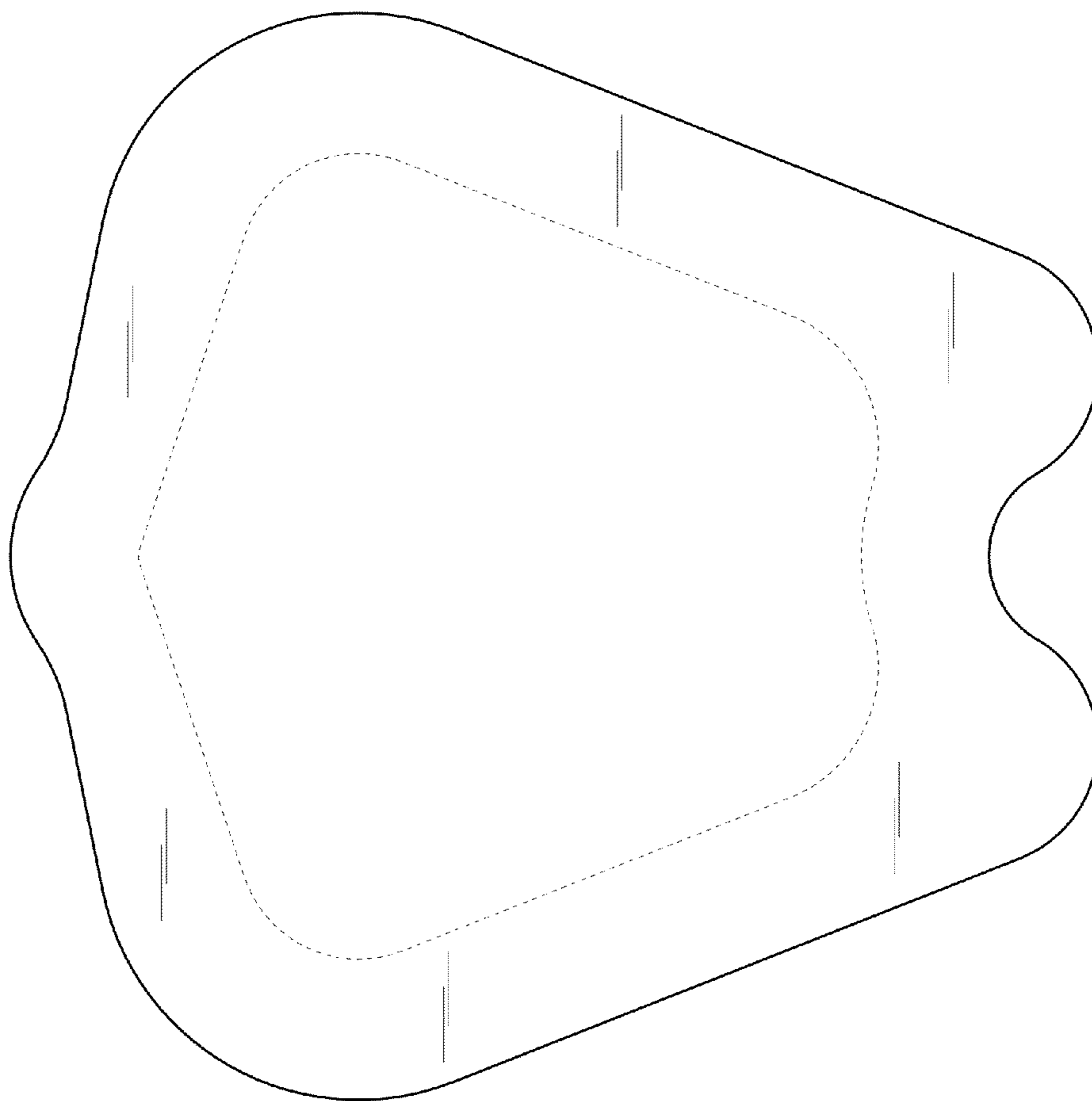




Fig. 1



**Fig. 2**



**Fig. 3**



**Fig. 4**



**Fig. 5**