



US00D712538S

(12) **United States Design Patent**  
**Park**

(10) **Patent No.:** **US D712,538 S**

(45) **Date of Patent:** **\*\* Sep. 2, 2014**

(54) **DENTAL DRIVER**

(71) Applicant: **Megagen Implant Co., Ltd.**,  
Gyeongsan-si (KR)

(72) Inventor: **Kwang Bum Park**, Daegu (KR)

(73) Assignee: **Megagen Implant Co., Ltd.** (KR)

(\*\*) Term: **14 Years**

(21) Appl. No.: **29/462,697**

(22) Filed: **Aug. 7, 2013**

(30) **Foreign Application Priority Data**

May 2, 2013 (KR) ..... 30-2013-0023230

(51) **LOC (10) Cl.** ..... **24-02**

(52) **U.S. Cl.**  
USPC ..... **D24/152**

(58) **Field of Classification Search**  
USPC ..... D24/152, 155-156, 176, 113, 154, 111;  
433/70, 80-82, 84, 89, 141-142, 215;  
601/162, 165

See application file for complete search history.

(56) **References Cited**

U.S. PATENT DOCUMENTS

5,498,159	A *	3/1996	Coss	433/126
D373,636	S *	9/1996	Martin	D24/152
6,743,016	B1 *	6/2004	Lynch et al.	433/80
6,929,476	B2 *	8/2005	Katsuda et al.	433/98
D597,207	S *	7/2009	Kobayashi	D24/152
D619,717	S *	7/2010	Toshima	D24/152
D648,026	S *	11/2011	Okawa et al.	D24/152
2012/0288823	A1 *	11/2012	Kimura et al.	433/147

\* cited by examiner

*Primary Examiner* — Wan Laymon

(74) *Attorney, Agent, or Firm* — Cantor Colburn LLP

(57) **CLAIM**

The ornamental design for a dental driver, as shown and described.

**DESCRIPTION**

FIG. 1 is a perspective view of a dental driver showing my new design;  
FIG. 2 is a front view thereof;  
FIG. 3 is a rear view thereof;  
FIG. 4 is a left side view thereof;  
FIG. 5 is a right side view thereof;  
FIG. 6 is an enlarged top plan view thereof; and,  
FIG. 7 is an enlarged bottom plan view thereof.

**1 Claim, 7 Drawing Sheets**




FIG. 1




FIG. 2




FIG. 3




FIG. 4




FIG. 5




FIG. 6




FIG. 7

