



US00D712527S

(12) **United States Design Patent**  
**Portilla**

(10) **Patent No.:** **US D712,527 S**

(45) **Date of Patent:** **\*\* Sep. 2, 2014**

(54) **GRAB BAR HAVING DECORATIVE SURFACE**

(71) Applicant: **Maria Portilla**, Coral Springs, FL (US)

(72) Inventor: **Maria Portilla**, Coral Springs, FL (US)

(\*\*) Term: **14 Years**

(21) Appl. No.: **29/483,392**

(22) Filed: **Feb. 27, 2014**

**Related U.S. Application Data**

(62) Division of application No. 29/464,565, filed on Aug. 19, 2013, now Pat. No. Des. 700,687, which is a division of application No. 29/437,007, filed on Nov. 12, 2012, now Pat. No. Des. 688,357.

(51) **LOC (10) Cl.** ..... **23-02**

(52) **U.S. Cl.**  
USPC ..... **D23/304**

(58) **Field of Classification Search**  
USPC ..... D23/275, 280.2, 303-305; D21/617;  
4/576.1-577.1; D8/303, 305, 315-316;  
D6/548, 549  
See application file for complete search history.

(56) **References Cited**

**U.S. PATENT DOCUMENTS**

D134,594 S \* 12/1942 Proteau ..... D5/28  
D377,571 S \* 1/1997 Sharpe ..... D6/548

D388,272 S \* 12/1997 Moore ..... D6/549  
6,131,213 A \* 10/2000 Sarff ..... 4/576.1  
D536,597 S \* 2/2007 Berlovan et al. .... D8/315  
D586,199 S \* 2/2009 Gifford ..... D8/315  
D688,357 S \* 8/2013 Portilla ..... D23/304

\* cited by examiner

*Primary Examiner* — Robert Delehanty

(74) *Attorney, Agent, or Firm* — Nancy J. Flint, Esq.; Nancy J. Flint, Attorney At Law, P.A.

(57) **CLAIM**

The ornamental design for a grab bar having a decorative surface, as shown and described.

**DESCRIPTION**

FIG. 1 is a front perspective view of a grab bar having a decorative surface showing my new design;

FIG. 2 is a top view of a grab bar having a decorative surface;

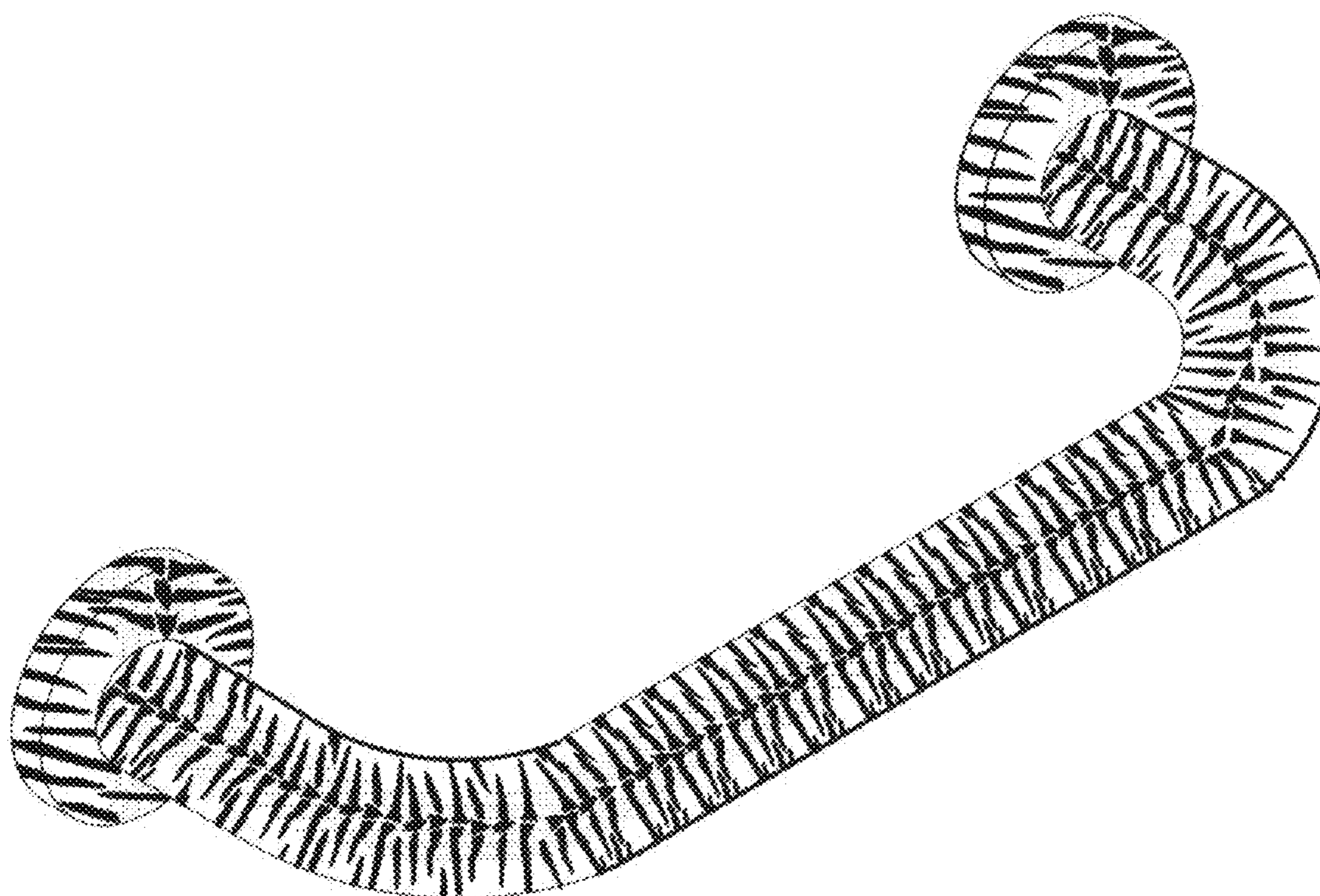
FIG. 3 is a front view of a grab bar having a decorative surface;

FIG. 4 is a right side view of a grab bar having a decorative surface; and,

FIG. 5 is a bottom view of a grab bar having a decorative surface.

Left side views not shown are mirror images of right side views. Any broken lines illustrative of environmental structure in the drawings are not part of the design sought to be patented.

**1 Claim, 2 Drawing Sheets**



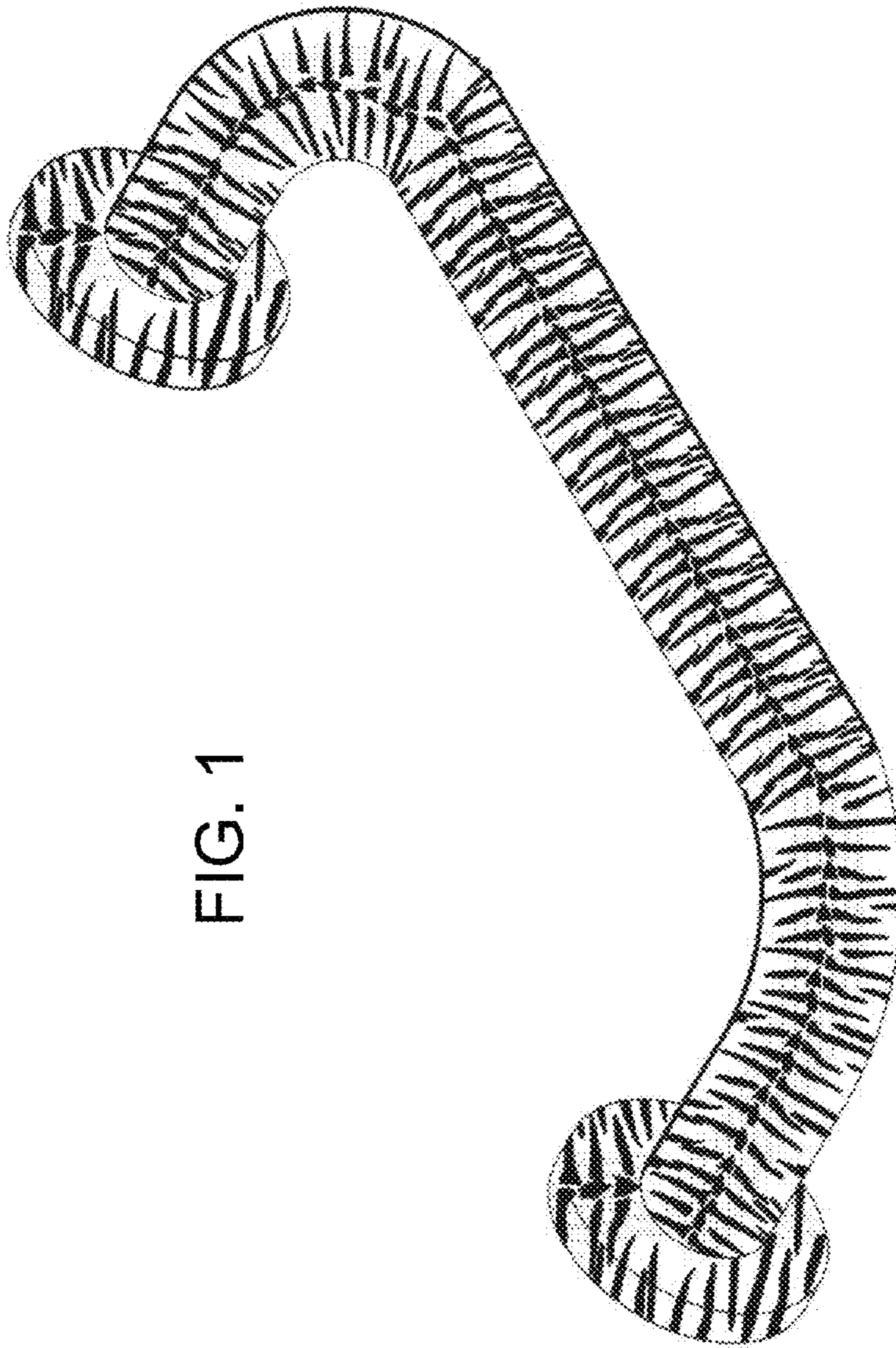


FIG. 1

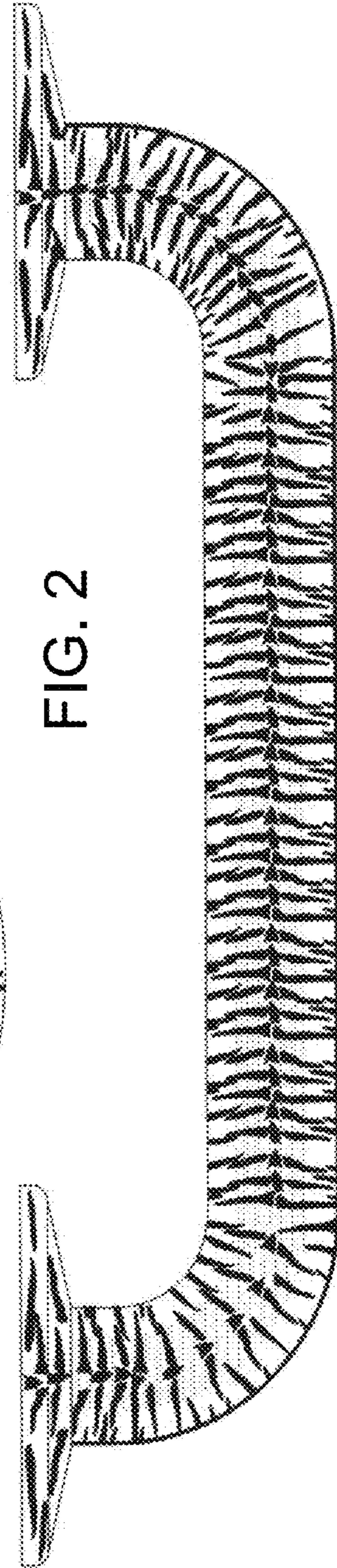


FIG. 2

FIG. 3




FIG. 4

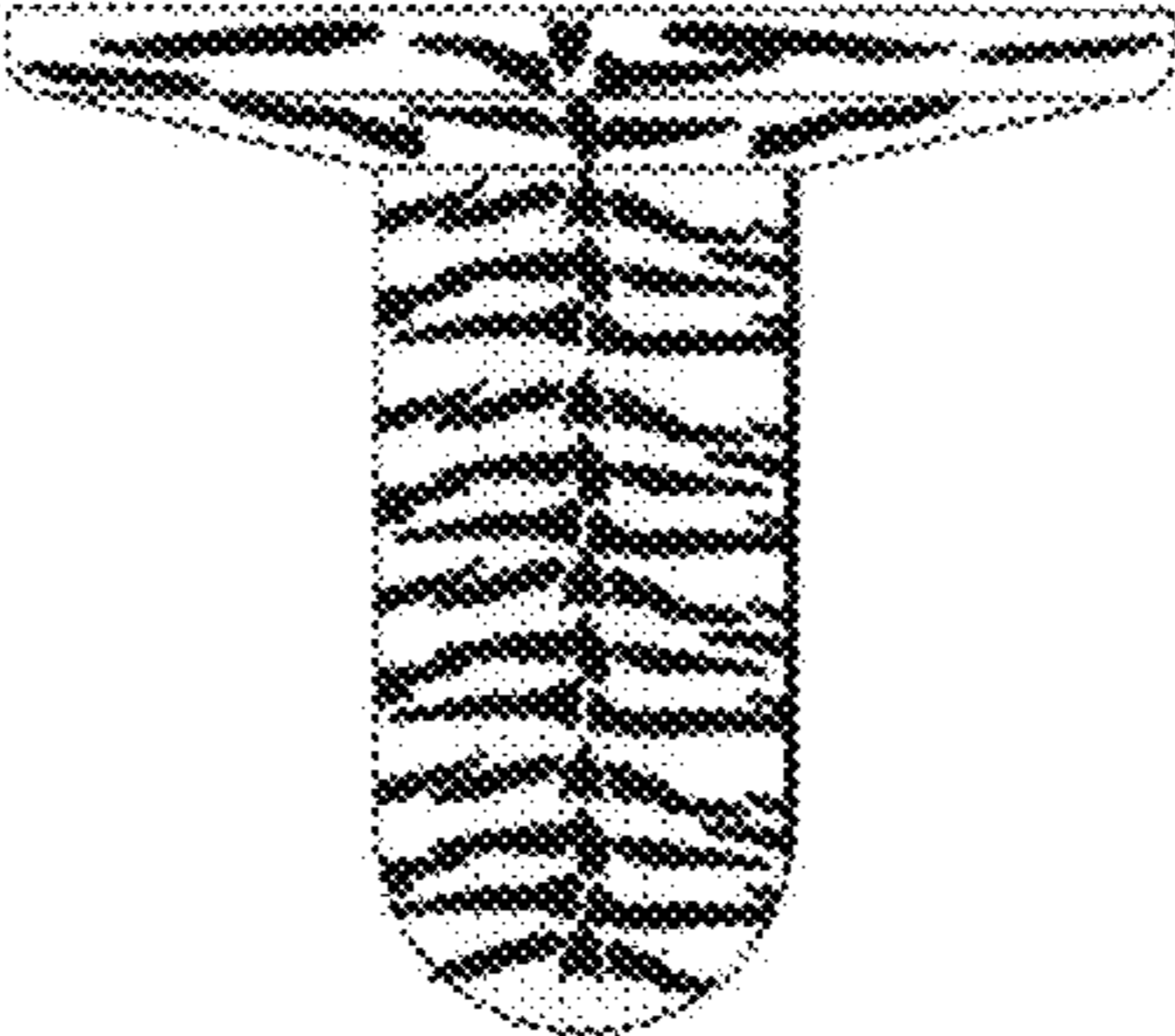


FIG. 5

