



US00D712526S

(12) **United States Design Patent**
Portilla

(10) **Patent No.:** **US D712,526 S**
(45) **Date of Patent:** **** Sep. 2, 2014**

(54) **GRIPPING COVER FOR GRAB BAR**

(71) Applicant: **Maria Portilla**, Coral Springs, FL (US)

(72) Inventor: **Maria Portilla**, Coral Springs, FL (US)

(**) Term: **14 Years**

(21) Appl. No.: **29/483,390**

(22) Filed: **Feb. 27, 2014**

Related U.S. Application Data

(62) Division of application No. 29/465,860, filed on Sep. 2, 2013, now Pat. No. Des. 700,688.

(51) **LOC (10) Cl.** **23-02**

(52) **U.S. Cl.**
USPC **D23/304**

(58) **Field of Classification Search**
USPC D23/303–305; D21/808, 618;
4/576.1–577.1; D8/303, 305, 315–316
See application file for complete search history.

(56) **References Cited**

U.S. PATENT DOCUMENTS

2,269,420	A	*	1/1942	Anderson et al.	4/577.1
D293,011	S	*	12/1987	Wolfe	D21/808
D316,434	S	*	4/1991	Stephensen et al.	D21/618
6,131,213	A	*	10/2000	Sarff	4/576.1
D536,597	S	*	2/2007	Berlovan et al.	D8/315

D586,199	S	*	2/2009	Gifford	D8/315
D630,768	S	*	1/2011	Witiak	D25/41.1
D637,700	S	*	5/2011	Antoniello	D23/304
D688,357	S	*	8/2013	Portilla	D23/304
D689,172	S	*	9/2013	Portilla	D23/304

* cited by examiner

Primary Examiner — Robert Delehanty

(74) *Attorney, Agent, or Firm* — Nancy J. Flint, Esq.; Nancy J. Flint, Attorney at Law, P.A.

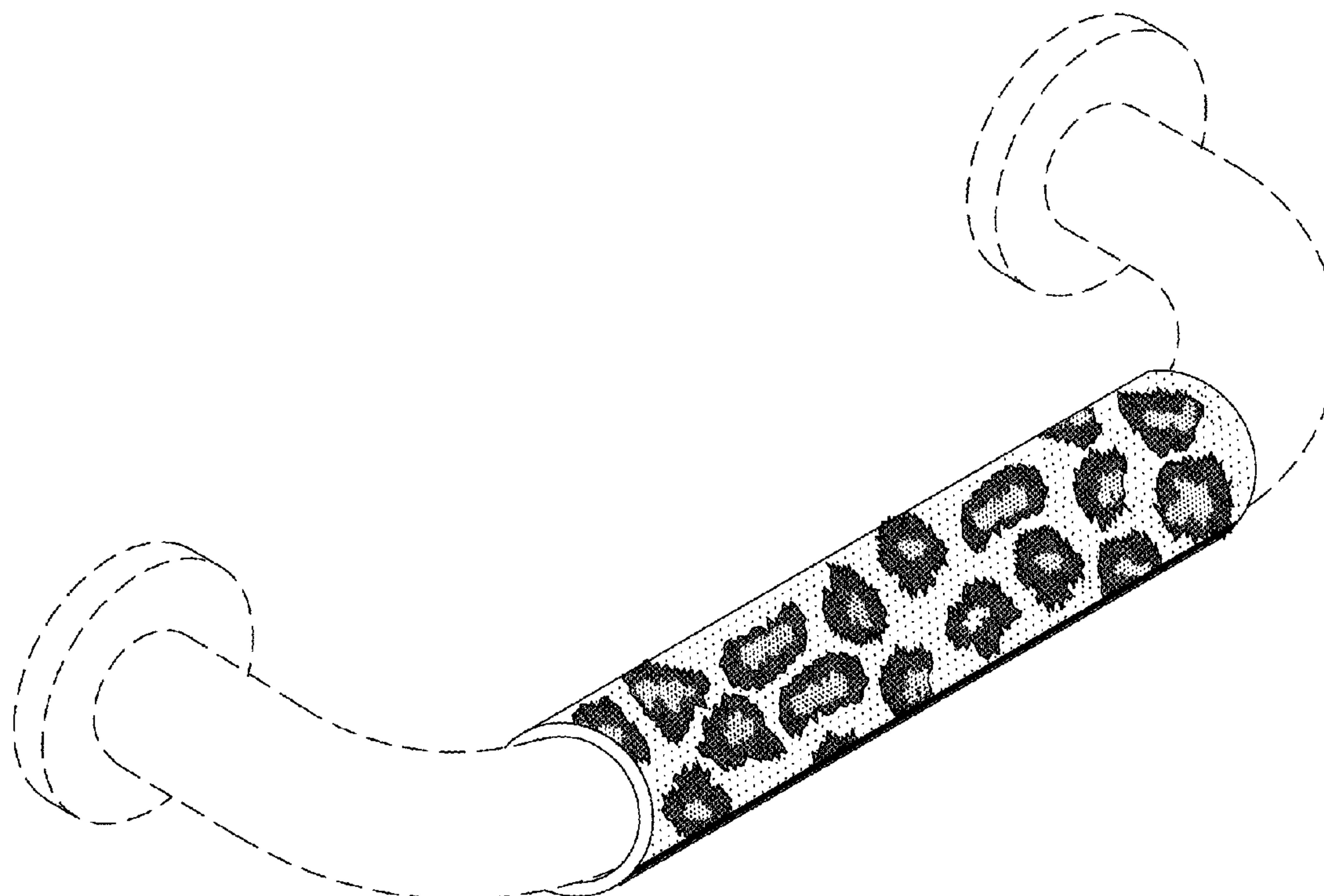
(57) **CLAIM**

The ornamental design for a gripping cover for grab bar, as shown and described.

DESCRIPTION

FIG. 1 is a front perspective view of a grab bar having a decorative surface showing my new design;
FIG. 2 is a top view of a grab bar having a decorative surface;
FIG. 3 is a front view of a grab bar having a decorative surface;
FIG. 4 is a right side view of a grab bar having a decorative surface; and,
FIG. 5 is a bottom view of a grab bar having a decorative surface.
Left side views not shown are mirror images of right side views. Any broken lines illustrative of environmental structure in the drawings are not part of the design sought to be patented.

1 Claim, 2 Drawing Sheets



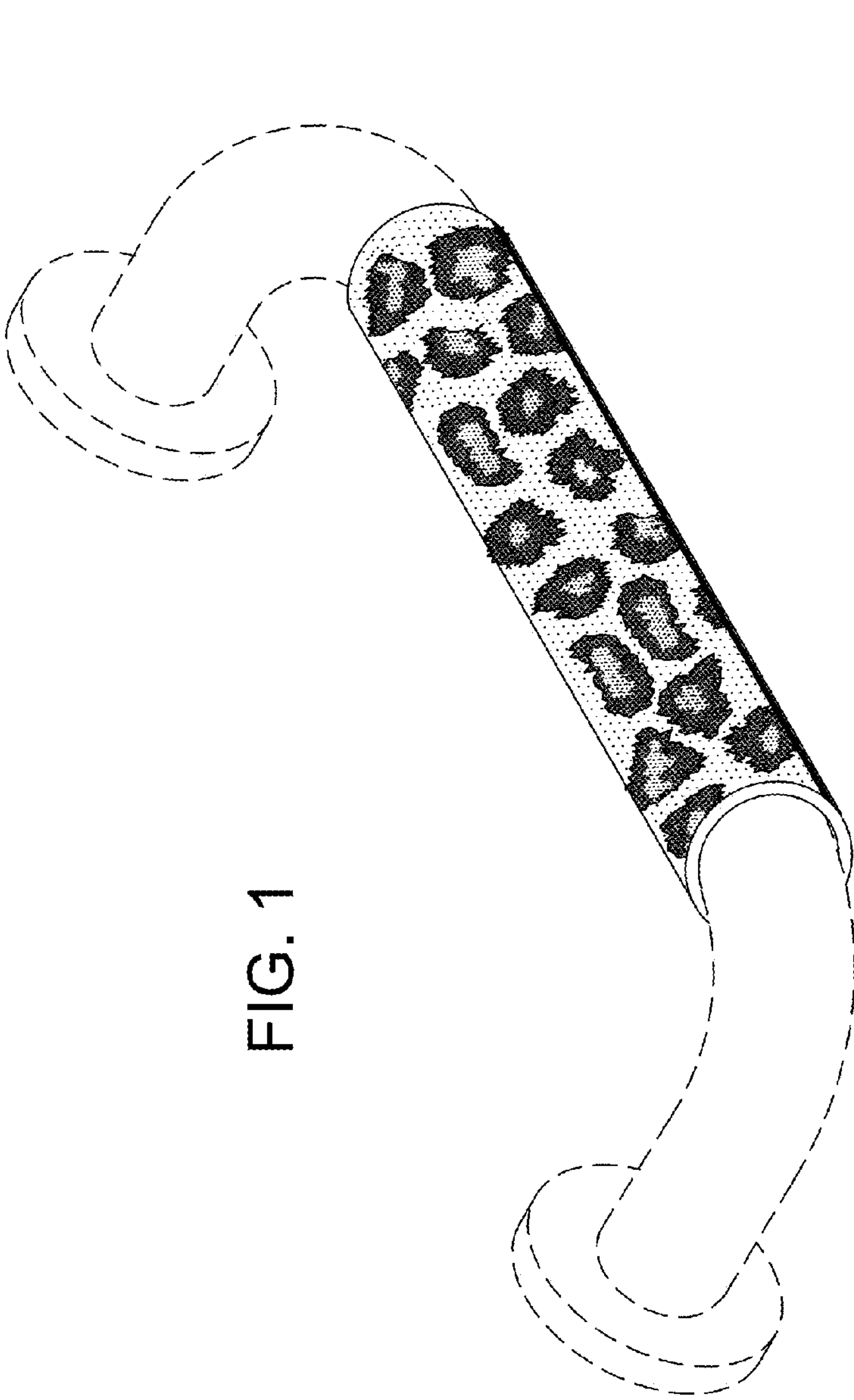


FIG. 1

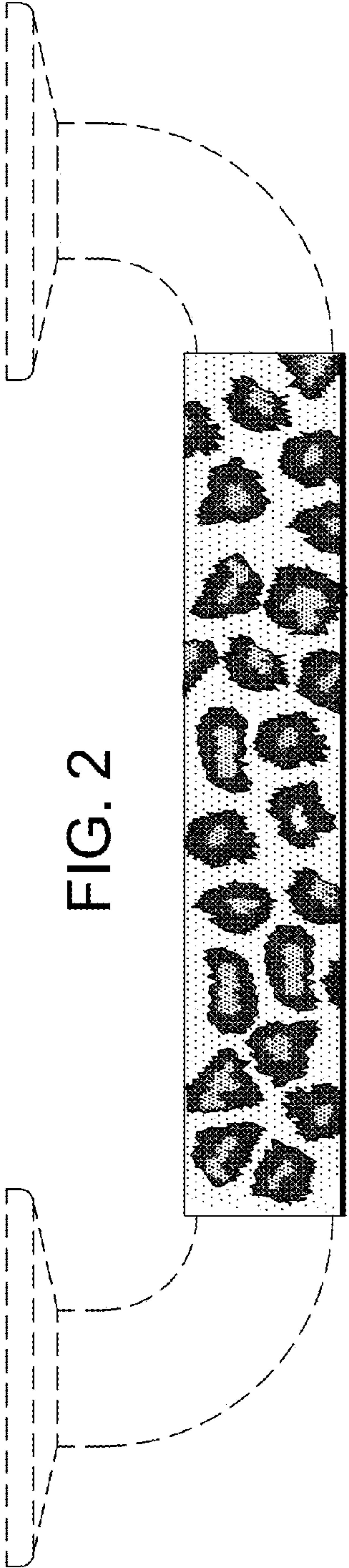


FIG. 2

FIG. 3




FIG. 4

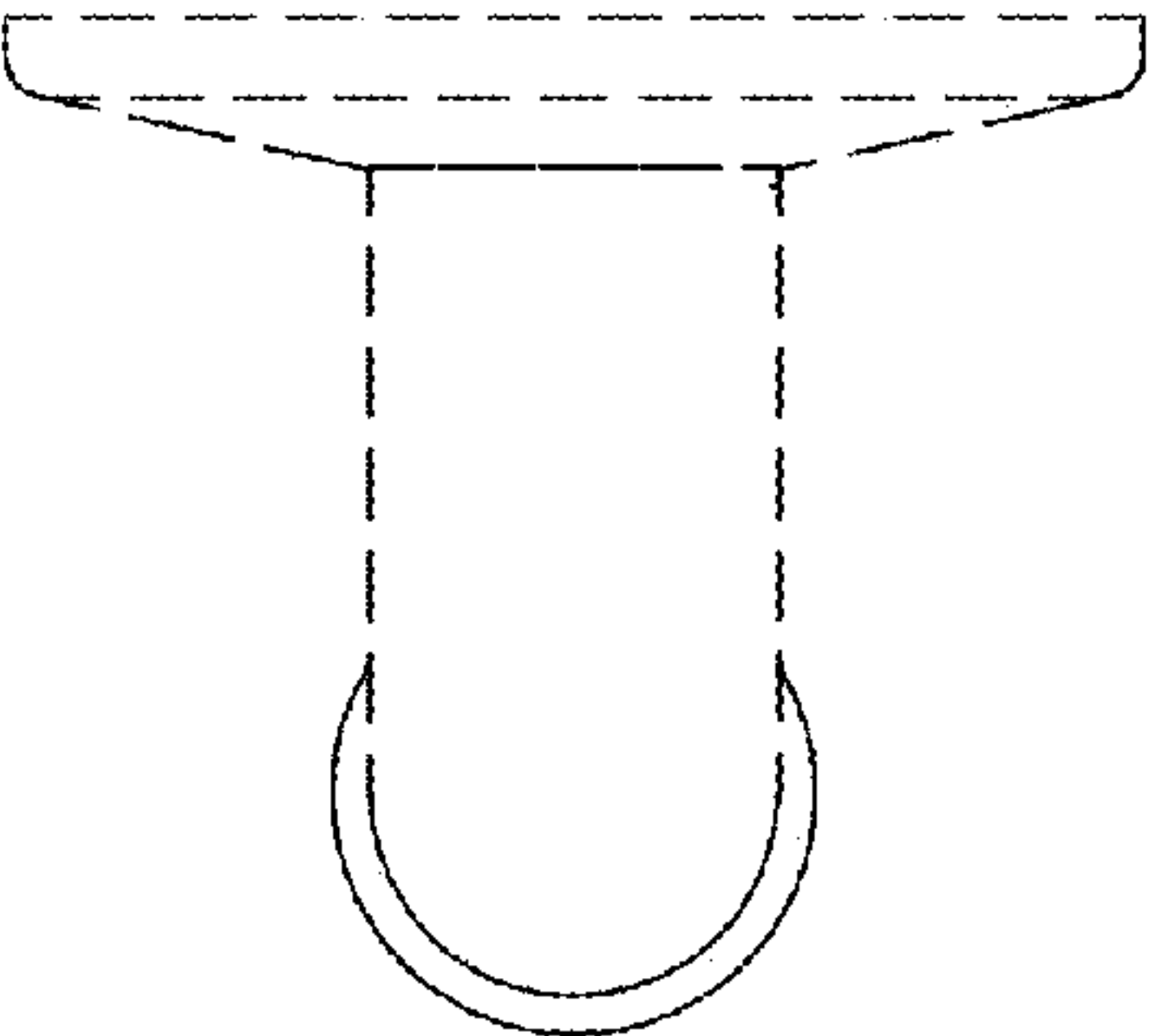


FIG. 5

