



US00D712520S

(12) **United States Design Patent**
Citterio

(10) **Patent No.:** **US D712,520 S**
(45) **Date of Patent:** **** Sep. 2, 2014**

(54) **WALL-MOUNTED FAUCET SPOUT**

D636,065 S * 4/2011 Schoenherr et al. D23/255
D678,986 S 3/2013 Lord
D679,782 S 4/2013 Vish et al.

(71) Applicant: **Hansgrohe SE**, Schiltach (DE)

(72) Inventor: **Antonio Citterio**, Milan (IT)

(73) Assignee: **Hansgrohe SE**, Schiltach (DE)

(**) Term: **14 Years**

(21) Appl. No.: **29/480,049**

(22) Filed: **Jan. 23, 2014**

(30) **Foreign Application Priority Data**

Jul. 26, 2013 (EM) 001379093-0007

(51) **LOC (10) CL.** **23-01**

(52) **U.S. CL.**
USPC **D23/255**

(58) **Field of Classification Search**
USPC D23/238–243, 249, 255, 257;
4/675–678; 137/801
See application file for complete search history.

(56) **References Cited**

U.S. PATENT DOCUMENTS

D492,013 S 6/2004 Citterio
D527,807 S 9/2006 Haug et al.
D534,252 S 12/2006 Bouroullec et al.
D580,519 S 11/2008 Citterio

FOREIGN PATENT DOCUMENTS

EM 000723507-0004 5/2007
EM 000725841-0010 5/2007
EM 002013425-0020 3/2012
EM 002056473-0017 6/2012
EM 002089664-0005 8/2012

* cited by examiner

Primary Examiner — Robert Delehanty

(74) *Attorney, Agent, or Firm* — Lora J. Graentzdoerffer

(57) **CLAIM**

The ornamental design for a wall-mounted faucet spout, as shown and described.

DESCRIPTION

FIG. 1 is a perspective view of a wall-mounted faucet spout showing my design;
FIG. 2 is a front elevational view;
FIG. 3 is a rear elevational view;
FIG. 4 is a left side elevational view;
FIG. 5 is a right side elevational view;
FIG. 6 is a top plan view; and,
FIG. 7 is a bottom plan view.

The broken lines in the drawings represent unclaimed portions of the design and form no part of the claimed design.

1 Claim, 7 Drawing Sheets

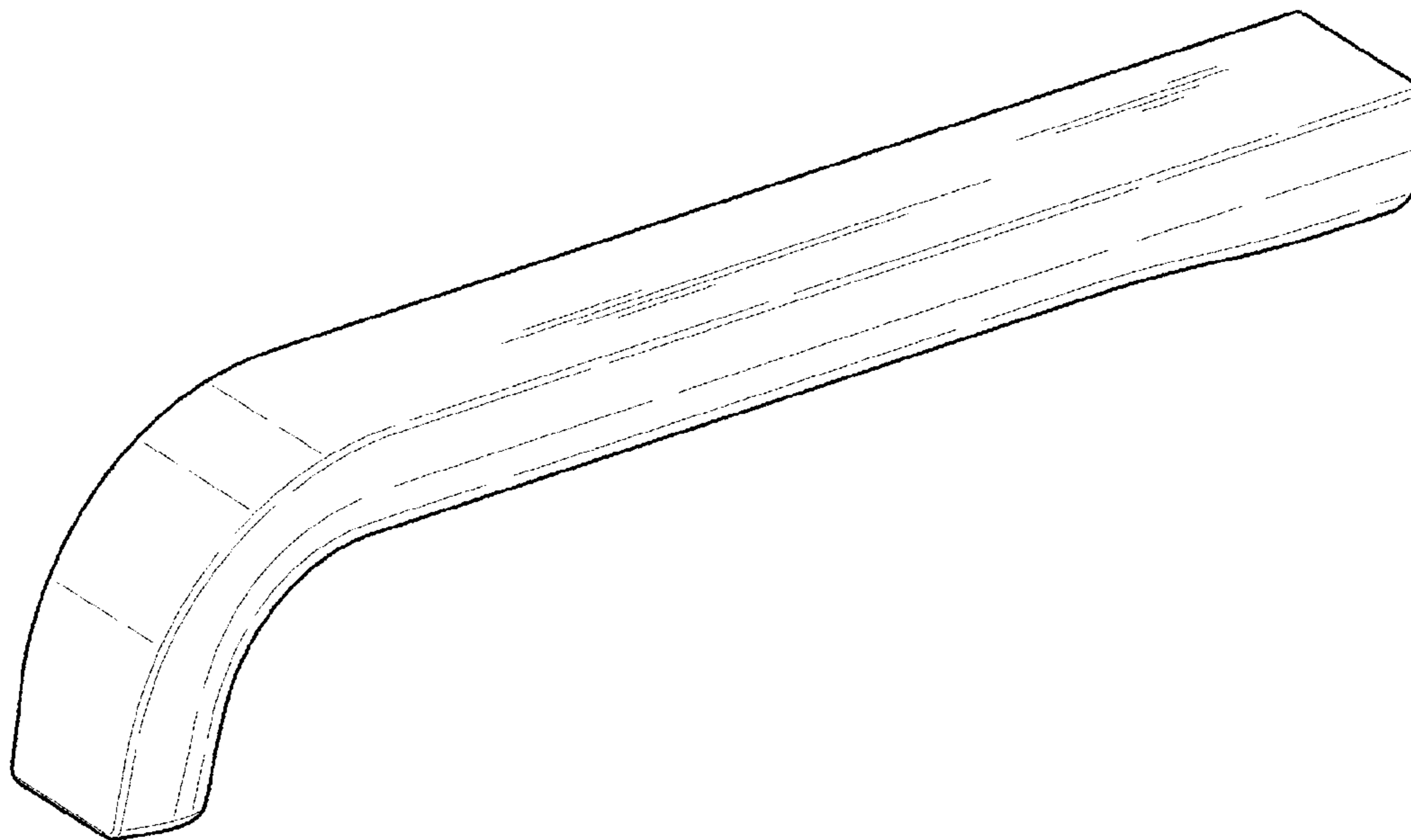


FIG. 1

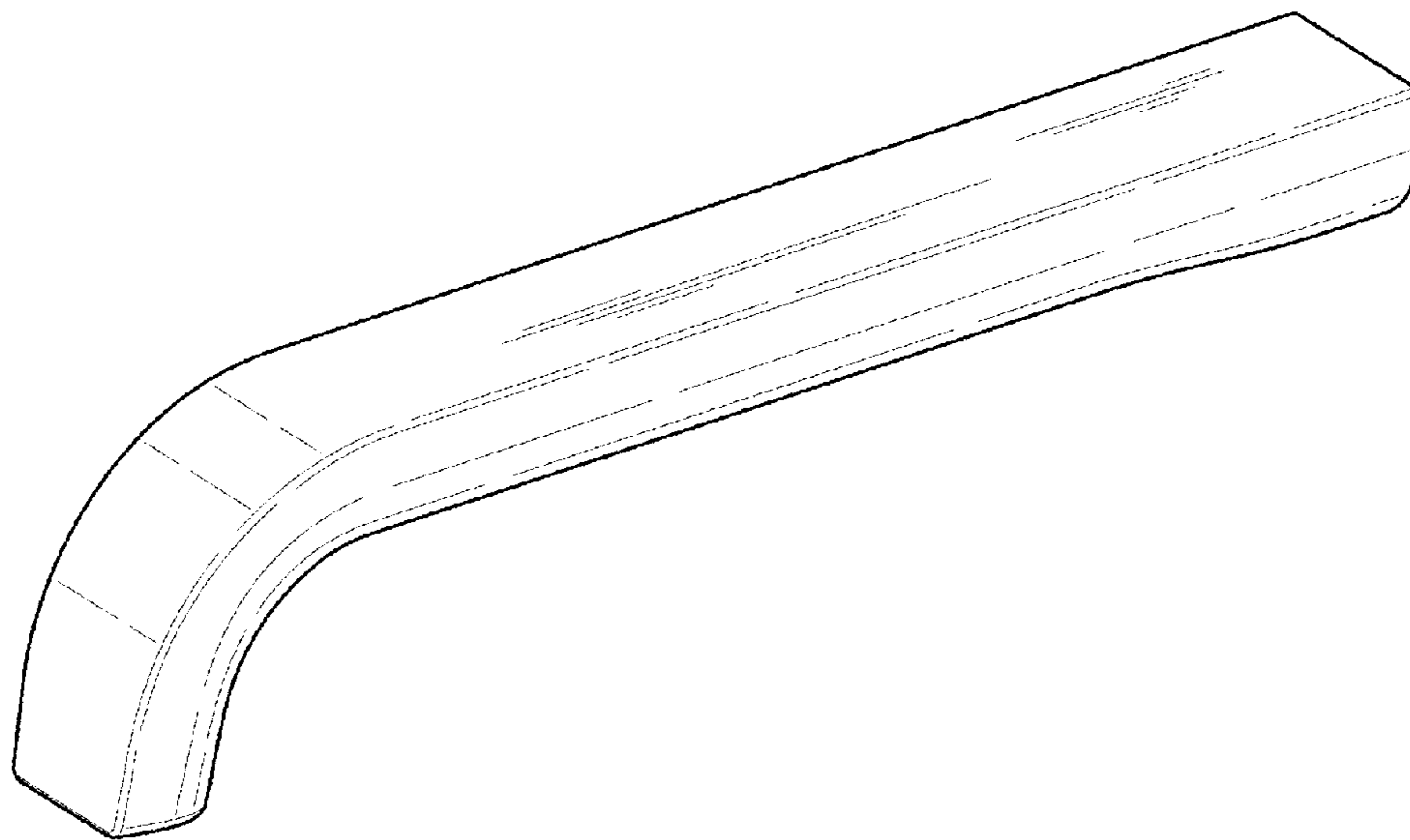


FIG. 2

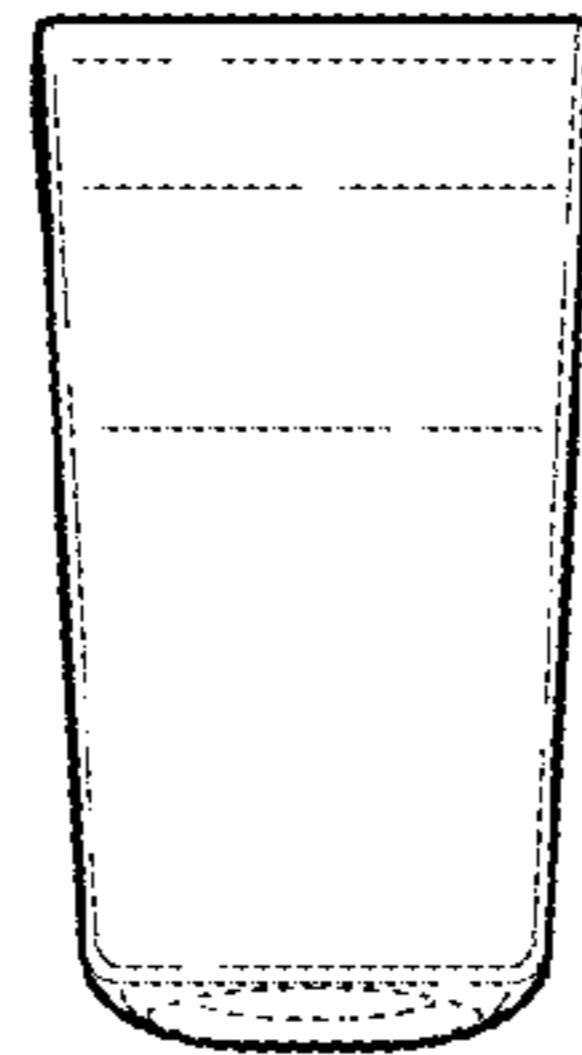


FIG. 3

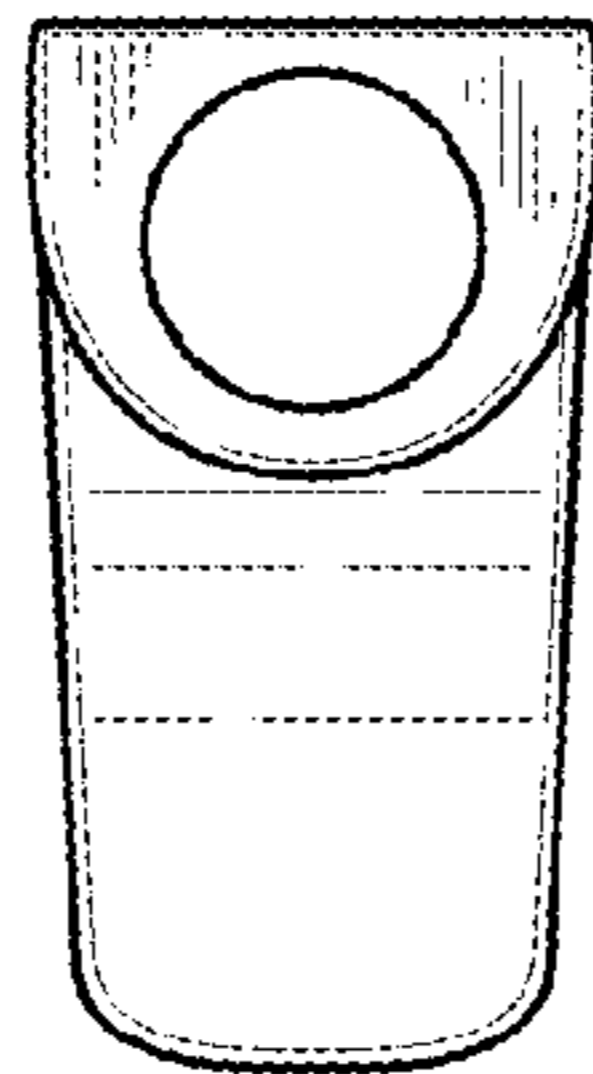


FIG. 4




FIG. 5

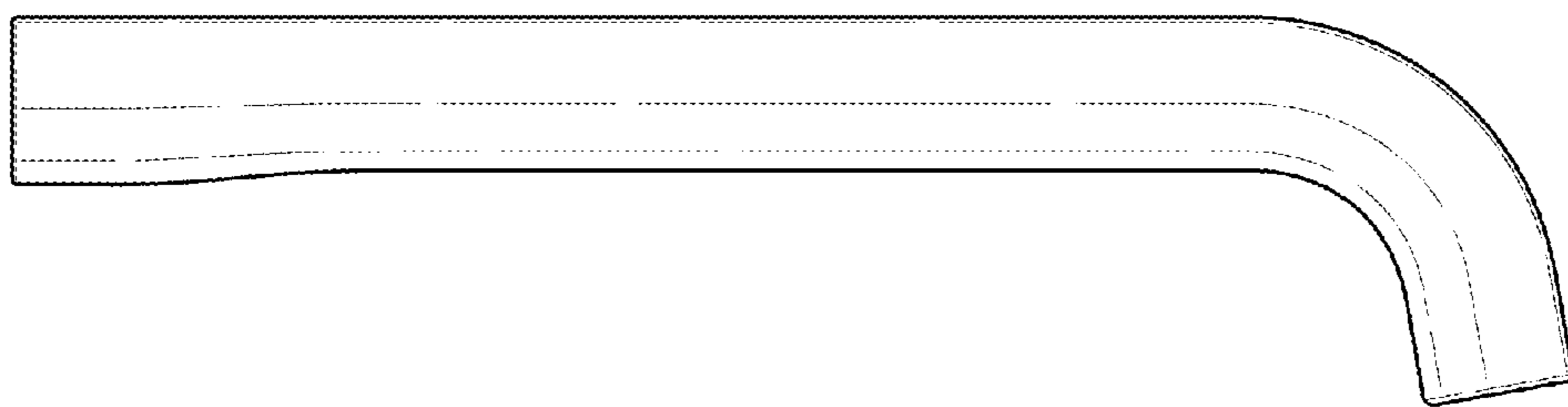


FIG. 6




FIG. 7

