



US00D712502S

(12) **United States Design Patent**  
**Olson**

(10) **Patent No.:** **US D712,502 S**  
(45) **Date of Patent:** **\*\* Sep. 2, 2014**

(54) **CASE FOR HANDHELD FINGER GRIP  
AEROSOL DISPENSER**

(71) Applicant: **Professional Security Corporation,**  
Hiawatha, IA (US)

(72) Inventor: **Richard T. Olson,** Hiawatha, IA (US)

(73) Assignee: **Professional Security Corporation,**  
Hiawatha, IA (US)

(\*\*) Term: **14 Years**

(21) Appl. No.: **29/476,781**

(22) Filed: **Dec. 17, 2013**

(51) **LOC (10) Cl.** ..... **22-01**

(52) **U.S. Cl.**  
USPC ..... **D22/117**

(58) **Field of Classification Search**  
USPC ..... D22/117-120; D3/201, 215, 207-212,  
D3/229; 70/414, 456 R; 222/153.1, 153.11,  
222/153.13, 183, 192, 113, 402.11, 402.13  
See application file for complete search history.

(56) **References Cited**

**U.S. PATENT DOCUMENTS**

D418,289 S	1/2000	Olson	
D573,223 S *	7/2008	Kostal et al.	D22/117
D611,116 S *	3/2010	Pennington	D22/117
D636,050 S *	4/2011	Kaufman	D22/117
D681,768 S *	5/2013	Ross et al.	D22/117

**OTHER PUBLICATIONS**

Defuser Pepper Spray, product description, <http://www.defuserdefense.com/?amazon-pads=amazon-pads&on-amazon=on-amazon&http%3A%2F%2Fwww.amazon.com=www.amazon.com>

&http%3A%2F%2Fwww.amazon.com%2FDeFuser-AMO-7=http%3A%2F%2Fwww.amazon.com%2Fgp%2Fproduct%2FB00FA539DU&cpc=cpc&858880003013=5888000299, Dec. 16, 2013, DeFuser Pepper Spray, East Bethel, MN.

\* cited by examiner

*Primary Examiner* — Catheri Oliver-Garcia  
(74) *Attorney, Agent, or Firm* — Jason R. Sytsma; Shuttleworth & Ingersoll, PLC

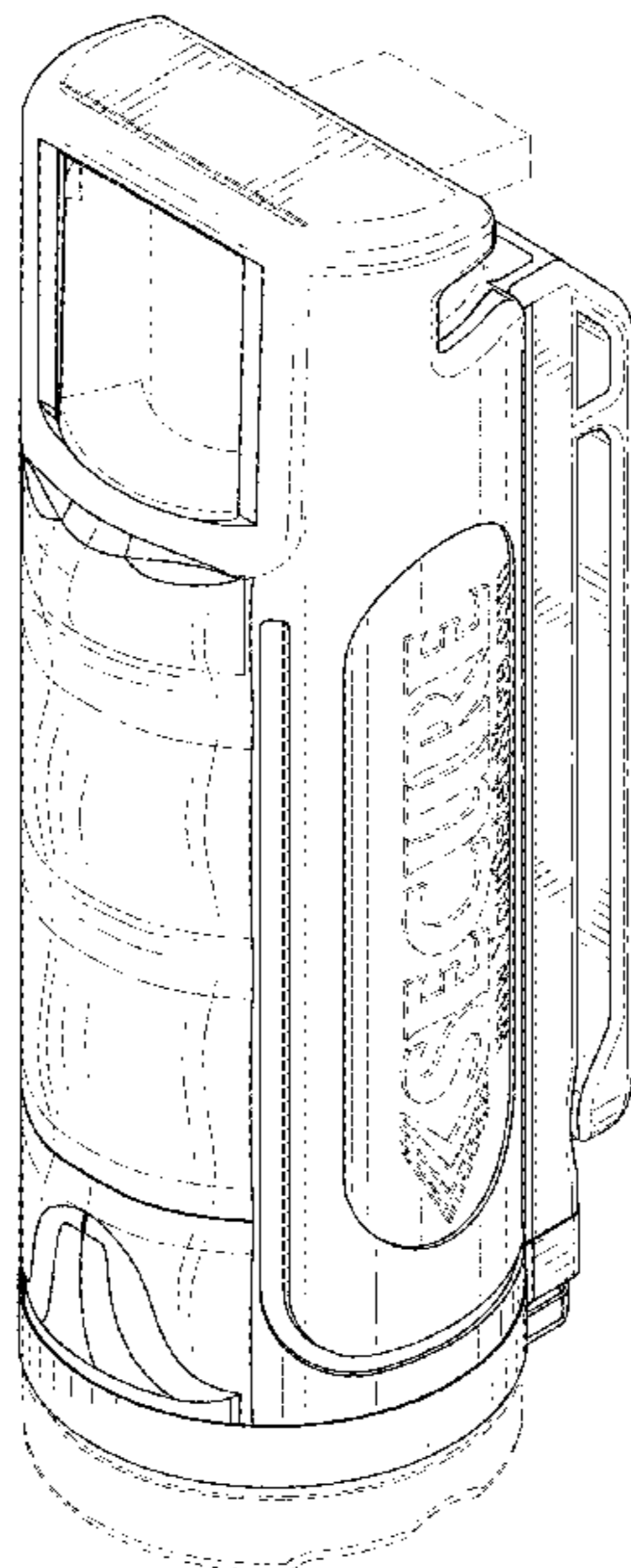
(57) **CLAIM**

The ornamental design for the case for handheld finger grip aerosol dispenser, shown and described.

**DESCRIPTION**

FIG. 1 is a perspective view of an case for handheld finger grip aerosol dispenser according to the invention; FIG. 2 is a front view of the case for handheld finger grip aerosol dispenser of FIG. 1; FIG. 3 is rear view of the case for handheld finger grip aerosol dispenser of FIG. 1; FIG. 4 is a right-side view of the case for handheld finger grip aerosol dispenser of FIG. 1; FIG. 5 is a left-side view of the case for handheld finger grip aerosol dispenser of FIG. 1; FIG. 6 is a top-plan view of the case for handheld finger grip aerosol dispenser of FIG. 1; and, FIG. 7 is a bottom-plan view of the case for handheld finger grip aerosol dispenser of FIG. 1. The broken lines are included for the purpose of illustrating the environment in which the claimed invention is being used, which form no part of the claimed design.

**1 Claim, 7 Drawing Sheets**



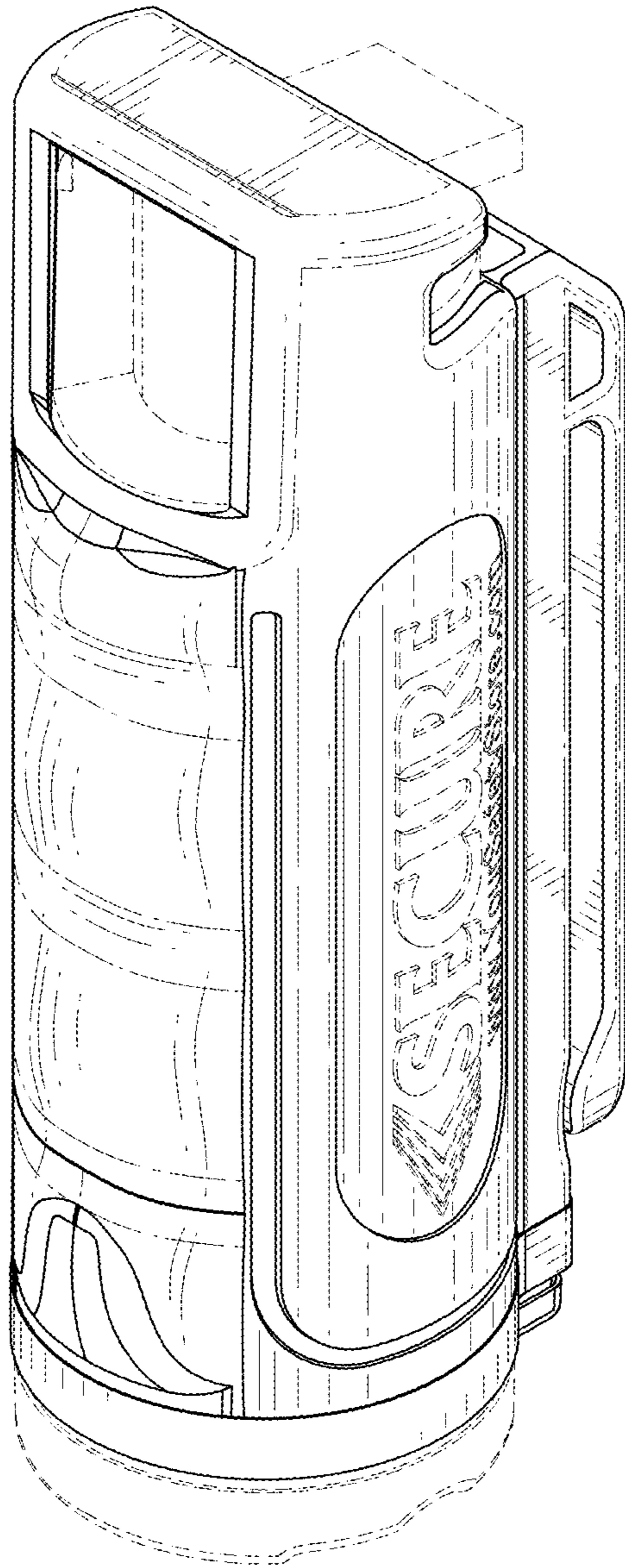


FIG. 1

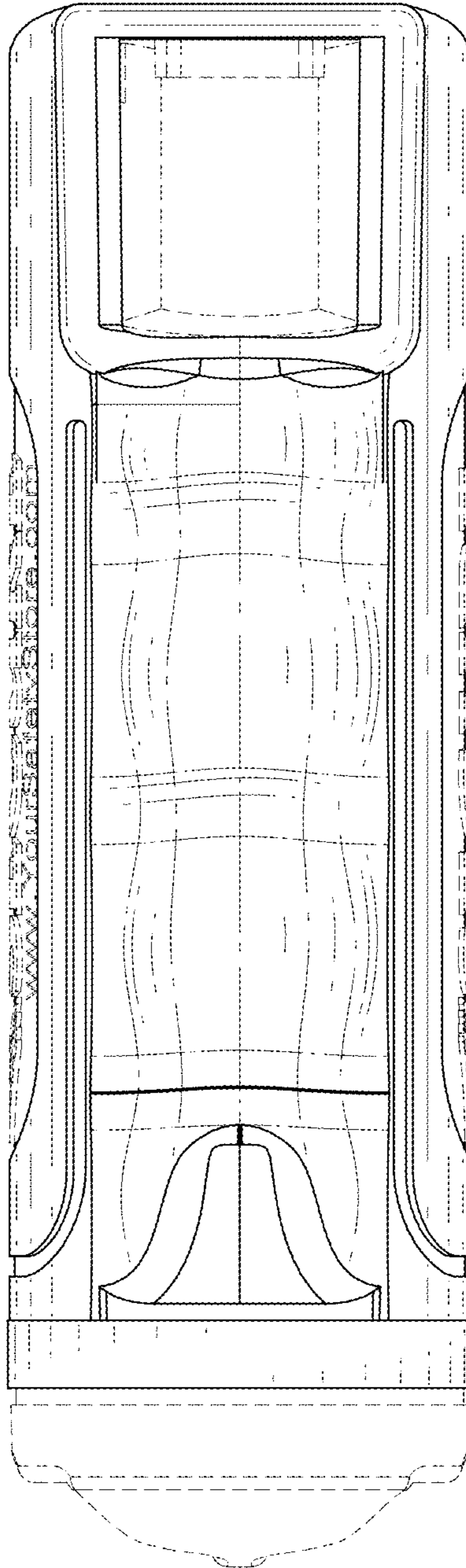


FIG. 2




FIG. 3

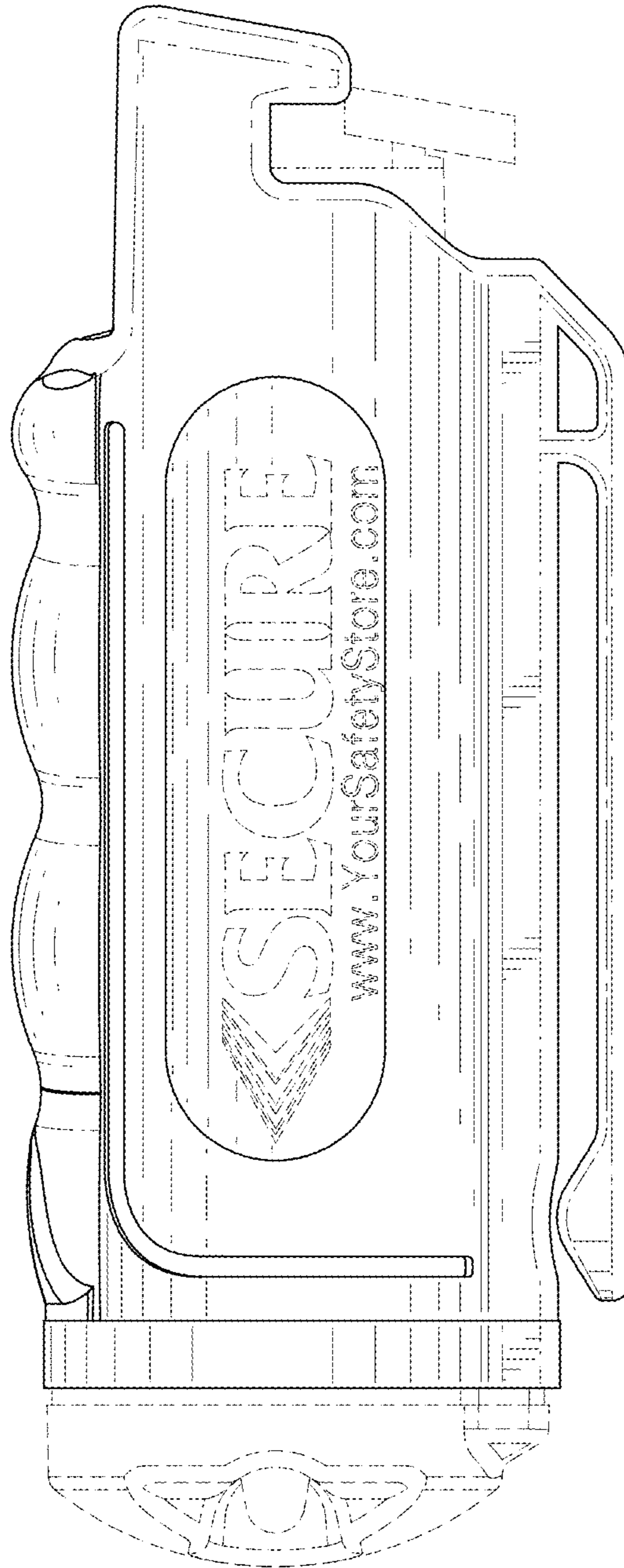


FIG. 4

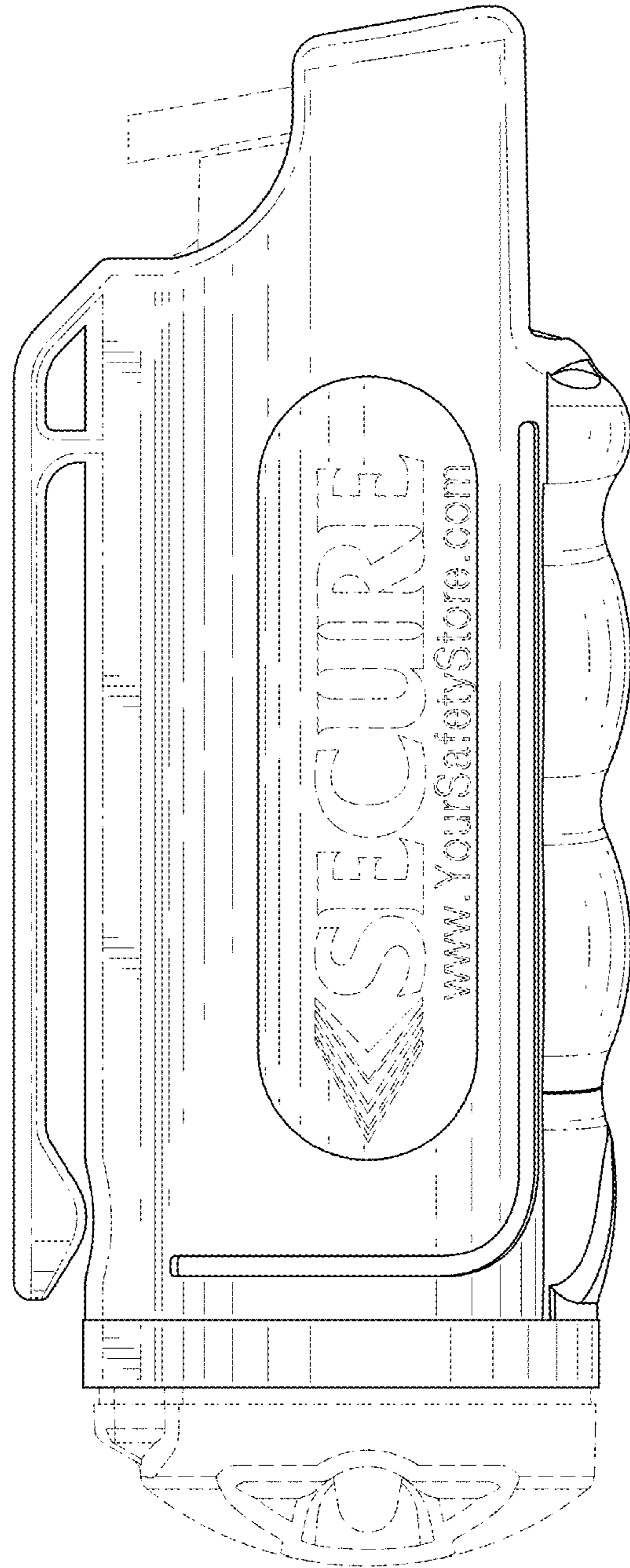


FIG. 5

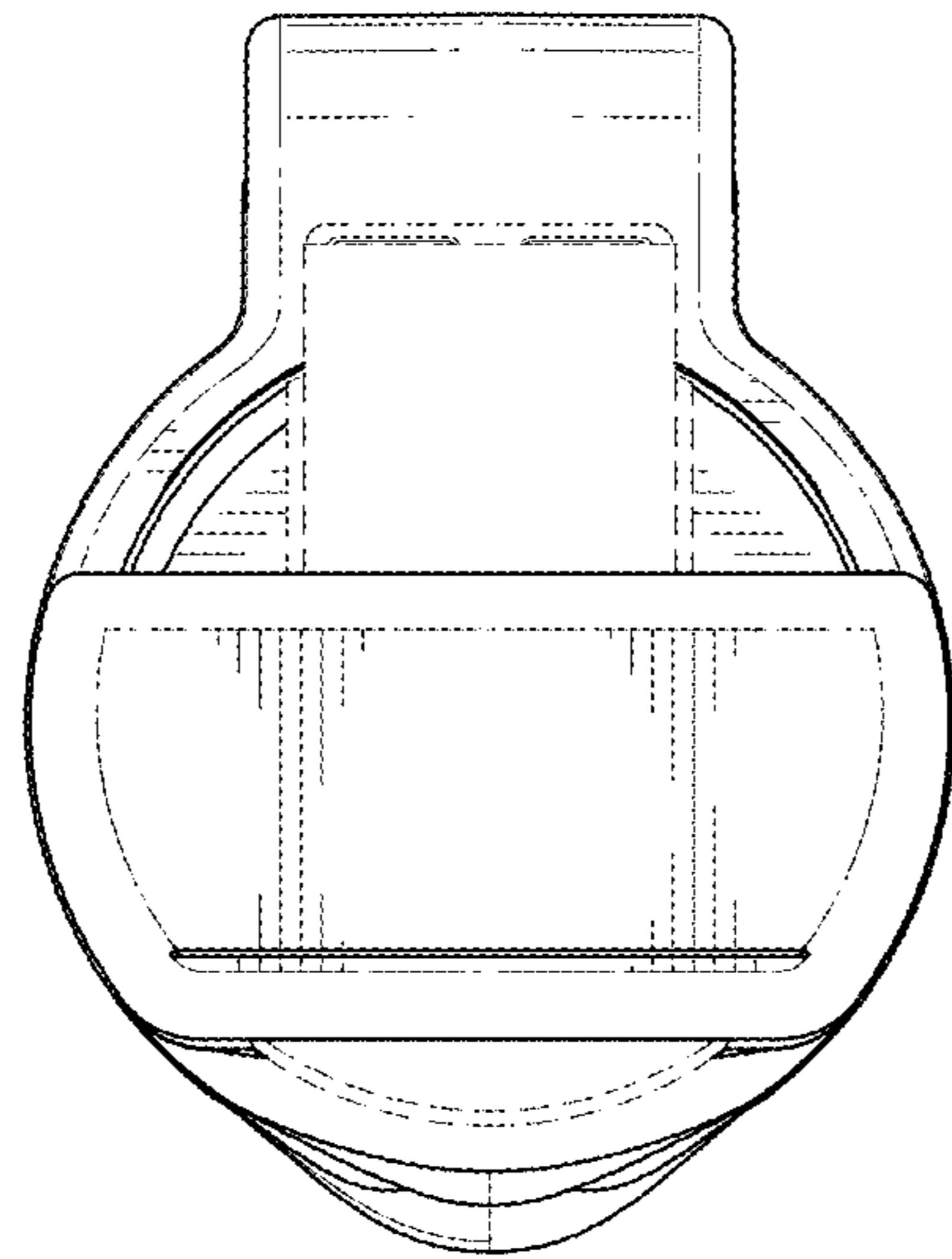


FIG.6

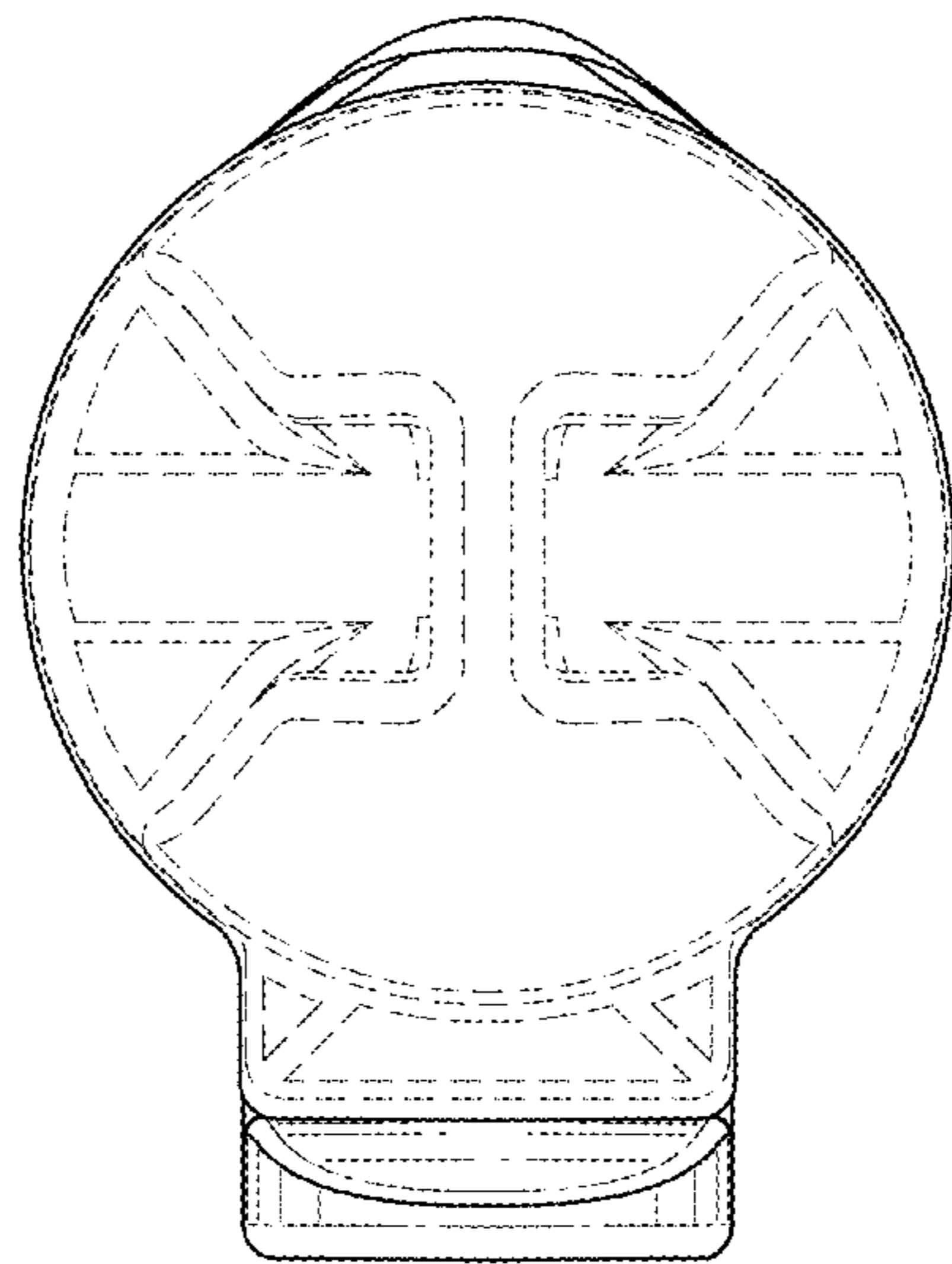


FIG. 7