



US00D712498S

(12) **United States Design Patent**  
**Du Plooy**

(10) **Patent No.:** **US D712,498 S**

(45) **Date of Patent:** **\*\* Sep. 2, 2014**

(54) **HUNTING RIFLE STOCK**

(71) Applicant: **Frederik Wilhelm Du Plooy**, Ermelo  
(ZA)

(72) Inventor: **Frederik Wilhelm Du Plooy**, Ermelo  
(ZA)

(\*\*) Term: **14 Years**

(21) Appl. No.: **29/438,706**

(22) Filed: **Dec. 1, 2012**

(30) **Foreign Application Priority Data**

Jun. 1, 2012 (ZA) ..... A2012/00826

(51) **LOC (10) Cl.** ..... **22-01**

(52) **U.S. Cl.**  
USPC ..... **D22/108**

(58) **Field of Classification Search**  
USPC ..... D22/100, 101, 103, 104, 108; 42/51,  
42/90, 71.01, 71.02, 73, 75.01, 75.02;  
89/40.06, 37.04, 33.04; D21/572-573  
See application file for complete search history.

(56) **References Cited**

U.S. PATENT DOCUMENTS

D295,545 S \* 5/1988 Bell ..... D22/103  
D297,855 S \* 9/1988 Ruger et al. .... D22/108  
D304,223 S \* 10/1989 Ruger et al. .... D22/108

D614,717 S \* 4/2010 Salva ..... D22/108  
7,716,864 B2 \* 5/2010 Skrubis et al. .... 42/71.01  
D631,526 S \* 1/2011 Torre et al. .... D22/108  
D679,356 S \* 4/2013 Klotz ..... D22/103  
D692,514 S \* 10/2013 Vera et al. .... D22/108

\* cited by examiner

*Primary Examiner* — Michael A Pratt

(74) *Attorney, Agent, or Firm* — Woods Oviatt Gilman LLP;  
Dennis B. Danella, Esq.

(57) **CLAIM**

The ornamental design for a hunting rifle stock, as shown and described.

**DESCRIPTION**

FIG. 1 is a top perspective view of a hunting rifle stock showing my design;

FIG. 2 is a bottom perspective view thereof;

FIG. 3 is a top elevation view thereof;

FIG. 4 is a left-side elevation view thereof;

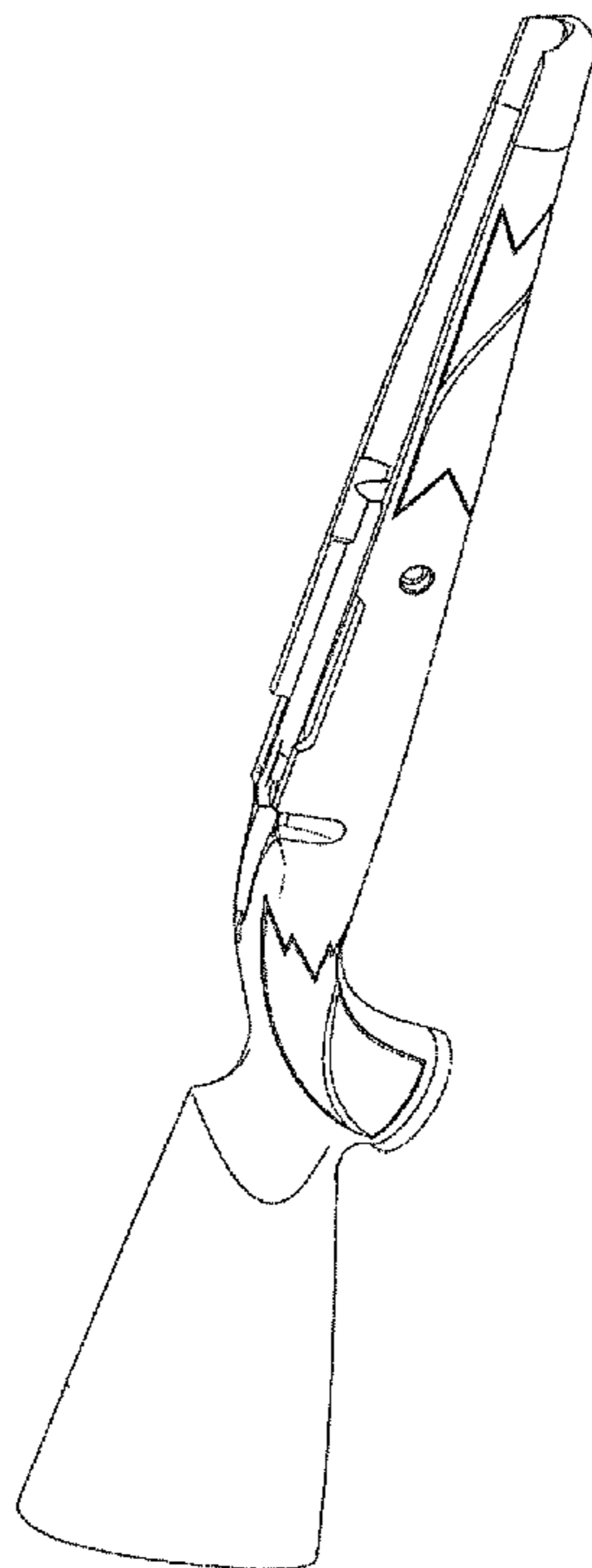
FIG. 5 is a bottom elevation view thereof;

FIG. 6 is a rear elevation view thereof; and,

FIG. 7 is a front elevation view thereof.

The design provides a hunting rifle stock. Among other features, the heel of the butt is level with a measurement of up to one (1) centimeter above or below the bore axis and the comb is at a downward angle out of the parallel with the bore axis from the heel to the nose of the stock. The broken lines in FIG. 3 are included for the purpose of illustrating a portion of the hunting rifle stock that forms no part of the claimed design.

**1 Claim, 5 Drawing Sheets**



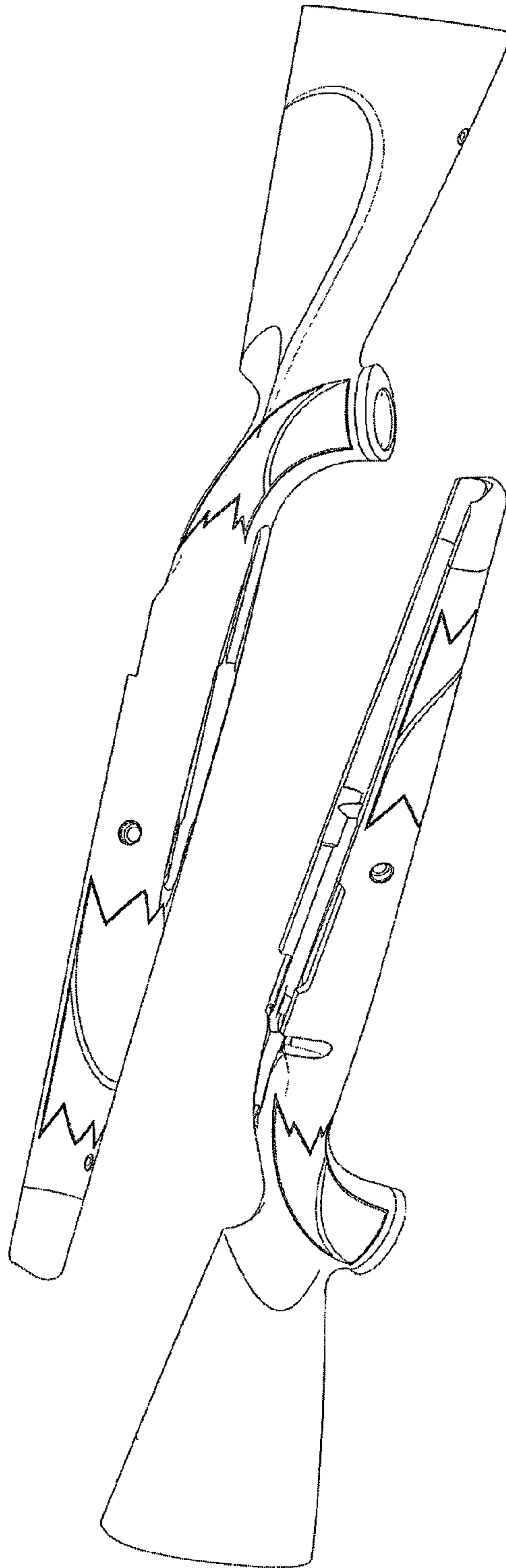


Figure 2

Figure 1

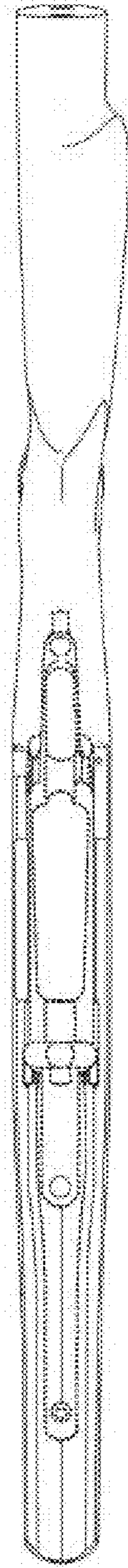


Figure 3



Figure 4




Figure 5

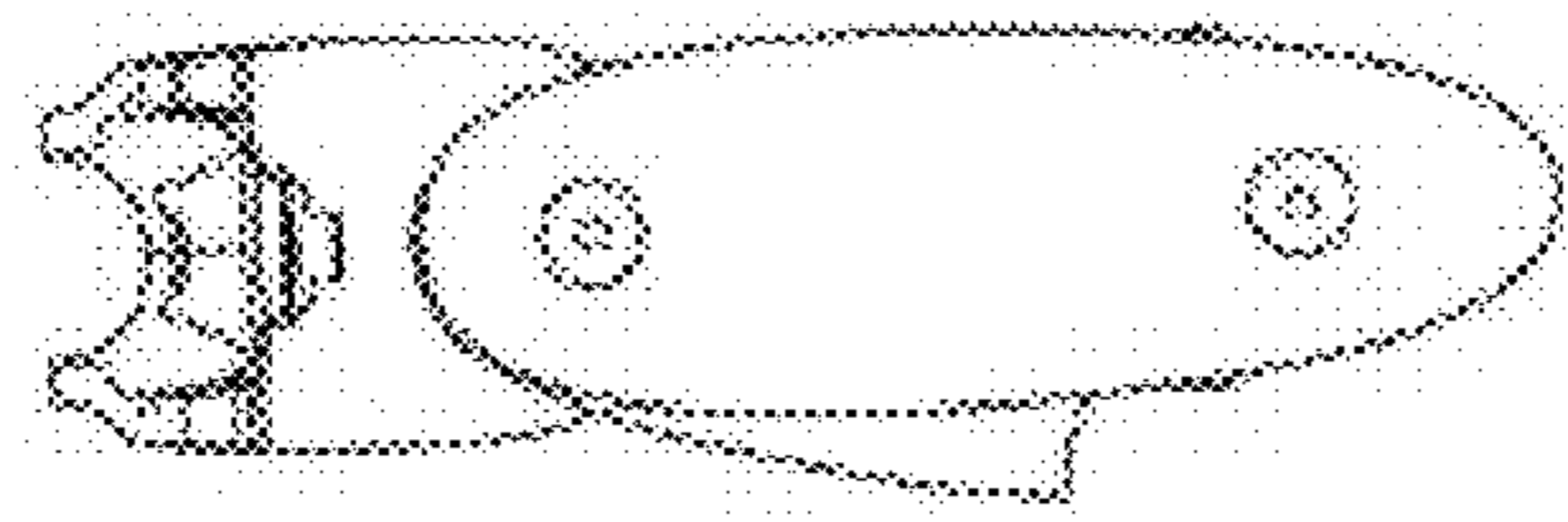


Figure 6




Figure 7