



US00D712496S

(12) **United States Design Patent**
Muller

(10) **Patent No.:** **US D712,496 S**

(45) **Date of Patent:** **** Sep. 2, 2014**

(54) **GOLF PRACTICE AID TARGET DISC**

(71) Applicant: **J. Joseph Muller**, St. Louis, MO (US)

(72) Inventor: **J. Joseph Muller**, St. Louis, MO (US)

(**) Term: **14 Years**

(21) Appl. No.: **29/456,020**

(22) Filed: **May 28, 2013**

(51) **LOC (10) Cl.** **21-02**

(52) **U.S. Cl.**
USPC **D21/791**

(58) **Field of Classification Search**
USPC D21/789-791; 473/173-195, 251
See application file for complete search history.

(56) **References Cited**

U.S. PATENT DOCUMENTS

3,705,962	A	*	12/1972	Banister	191/12.4
D242,370	S	*	11/1976	Arndt et al.	D21/790
4,429,882	A	*	2/1984	Stanton	473/180
5,375,433	A	*	12/1994	Skalet	63/12
D400,631	S	*	11/1998	Moore	D21/791
D537,141	S	*	2/2007	Peterson	D21/791

D607,076	S	*	12/2009	Hadley	D21/791
D607,956	S	*	1/2010	Kershaw	D21/790
D624,982	S	*	10/2010	Perusa	D21/789
D673,235	S	*	12/2012	Lorenzana	D21/791

* cited by examiner

Primary Examiner — Mitchell Siegel

(74) *Attorney, Agent, or Firm* — Polster, Lieder, Woodruff & Lucchesi, L.C.

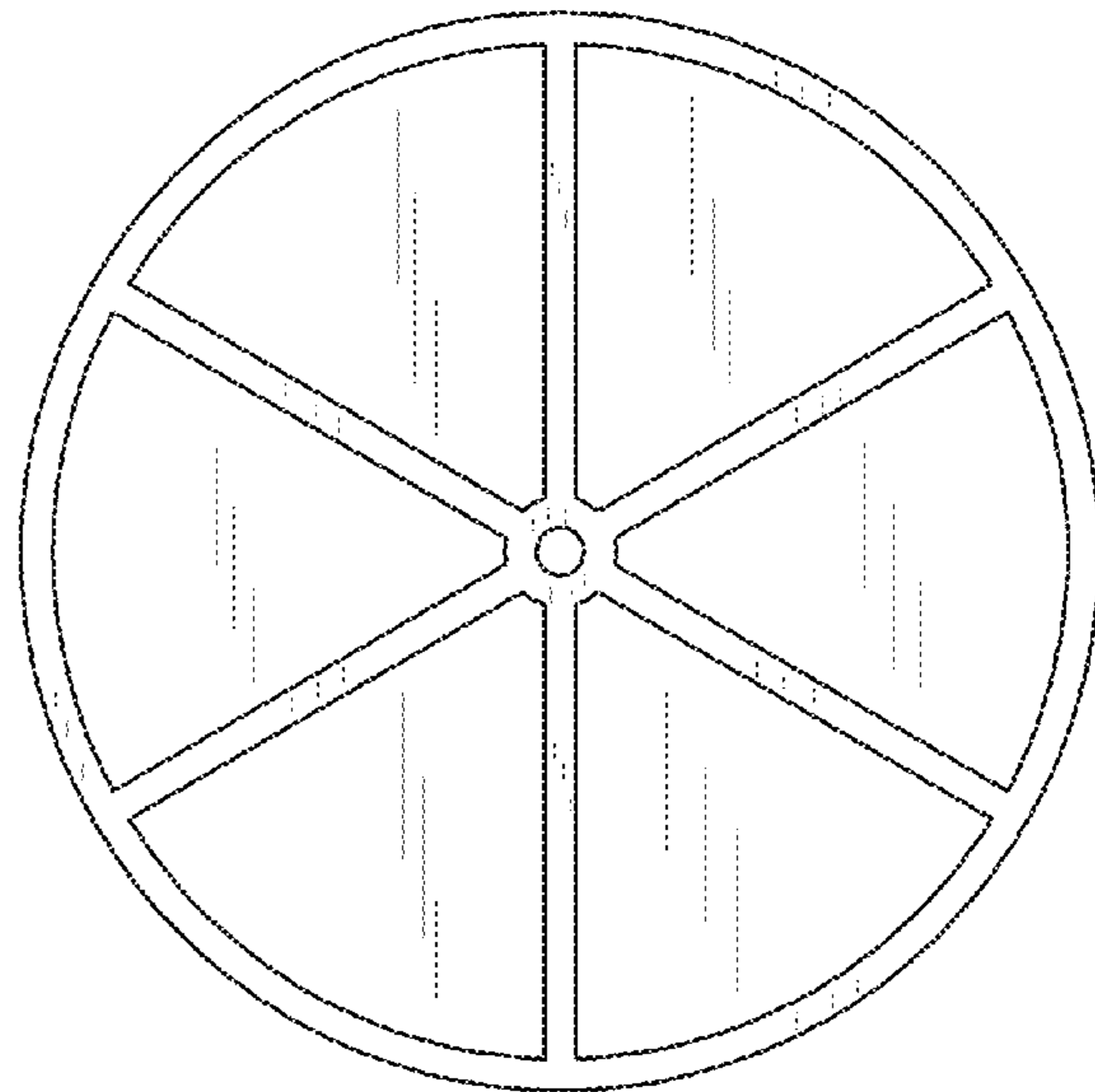
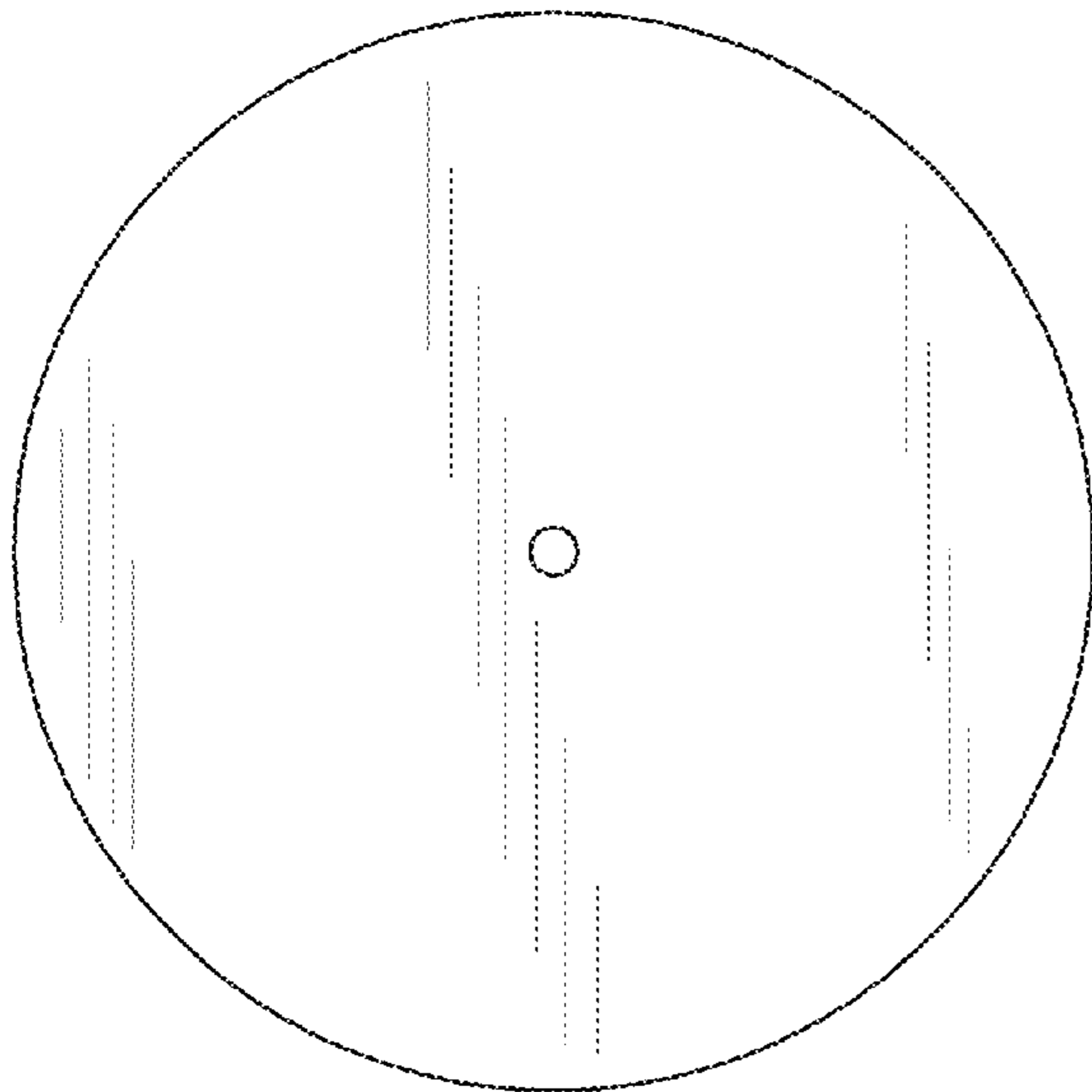
(57) **CLAIM**

The ornamental design for a golf practice aid target disc, as shown and described.

DESCRIPTION

FIG. 1 is a top plan view of a golf practice aid and target disc; FIG. 2 is a bottom plan view of the target disc of FIG. 1; FIG. 3 is an elevation view of the target disc of FIG. 1; FIG. 4 is a top plan view of a second embodiment of a golf practice aid and target disc; FIG. 5 is a bottom plan view of the target disc of FIG. 4; and, FIG. 6 is an elevation view of the target disc of FIG. 4. A target disc for use as a golf practice aid and available in a large and a small size and a variety of colors.

1 Claim, 1 Drawing Sheet



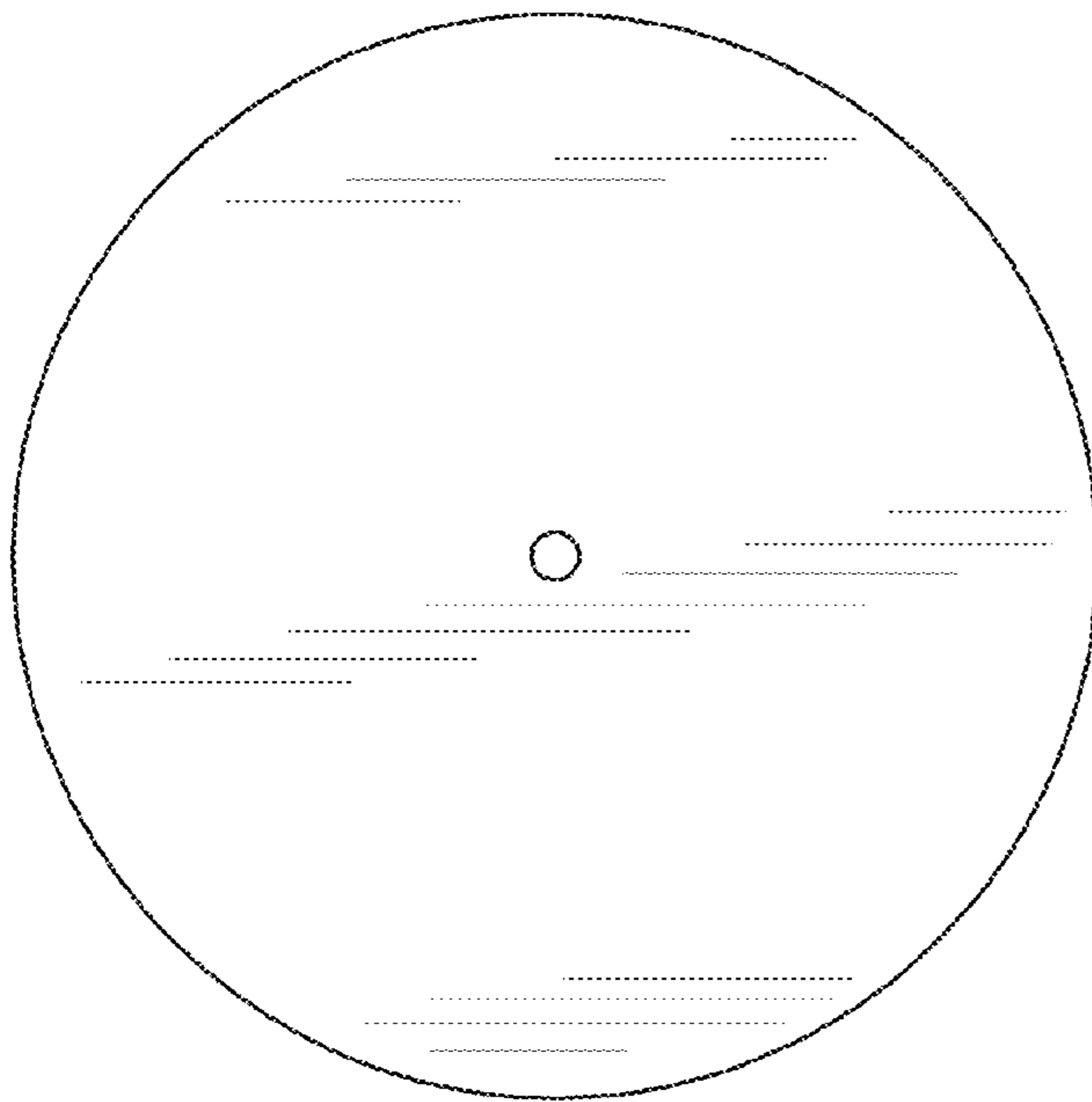


FIG. 1




FIG. 2



FIG. 3

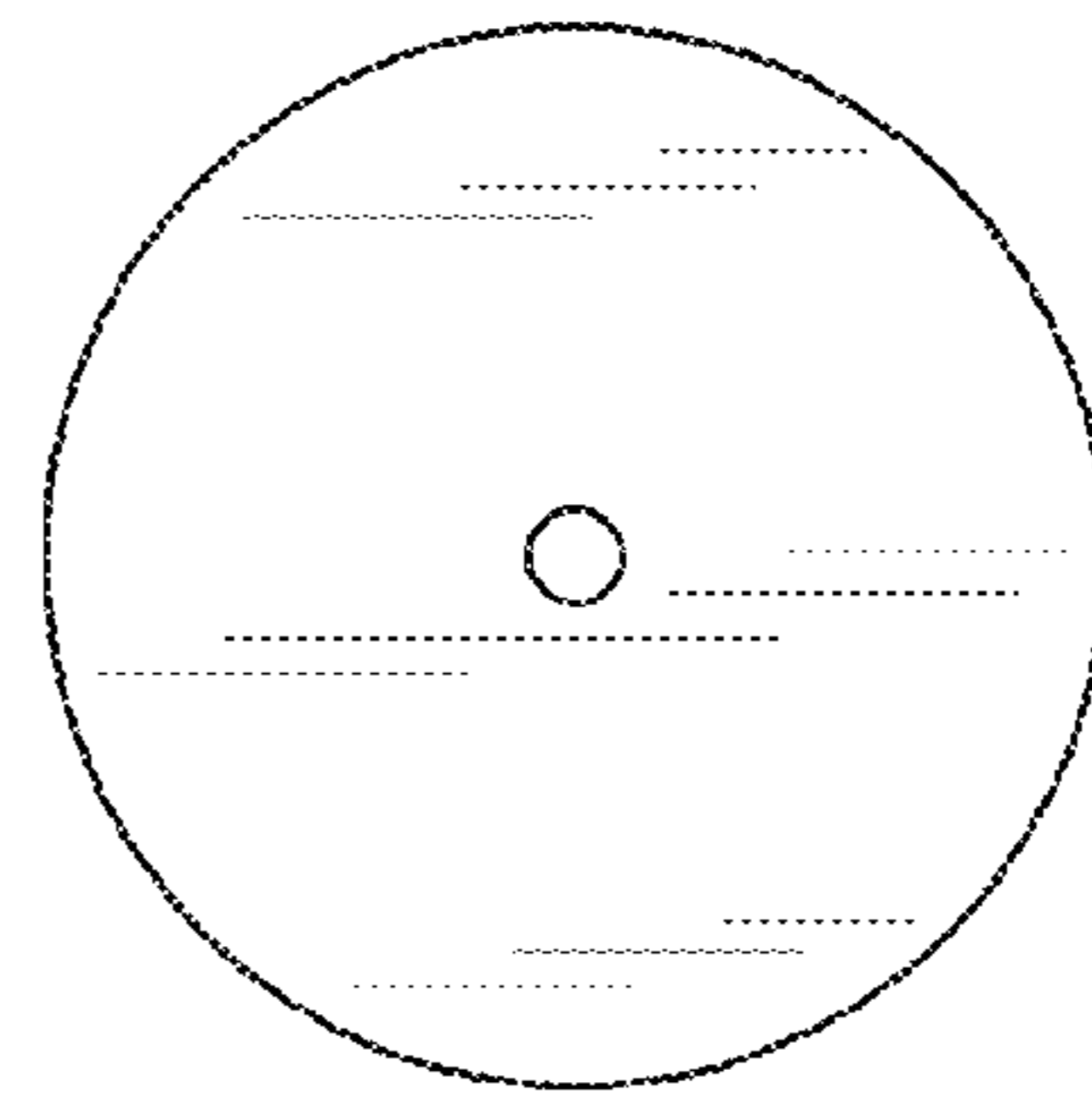


FIG. 4

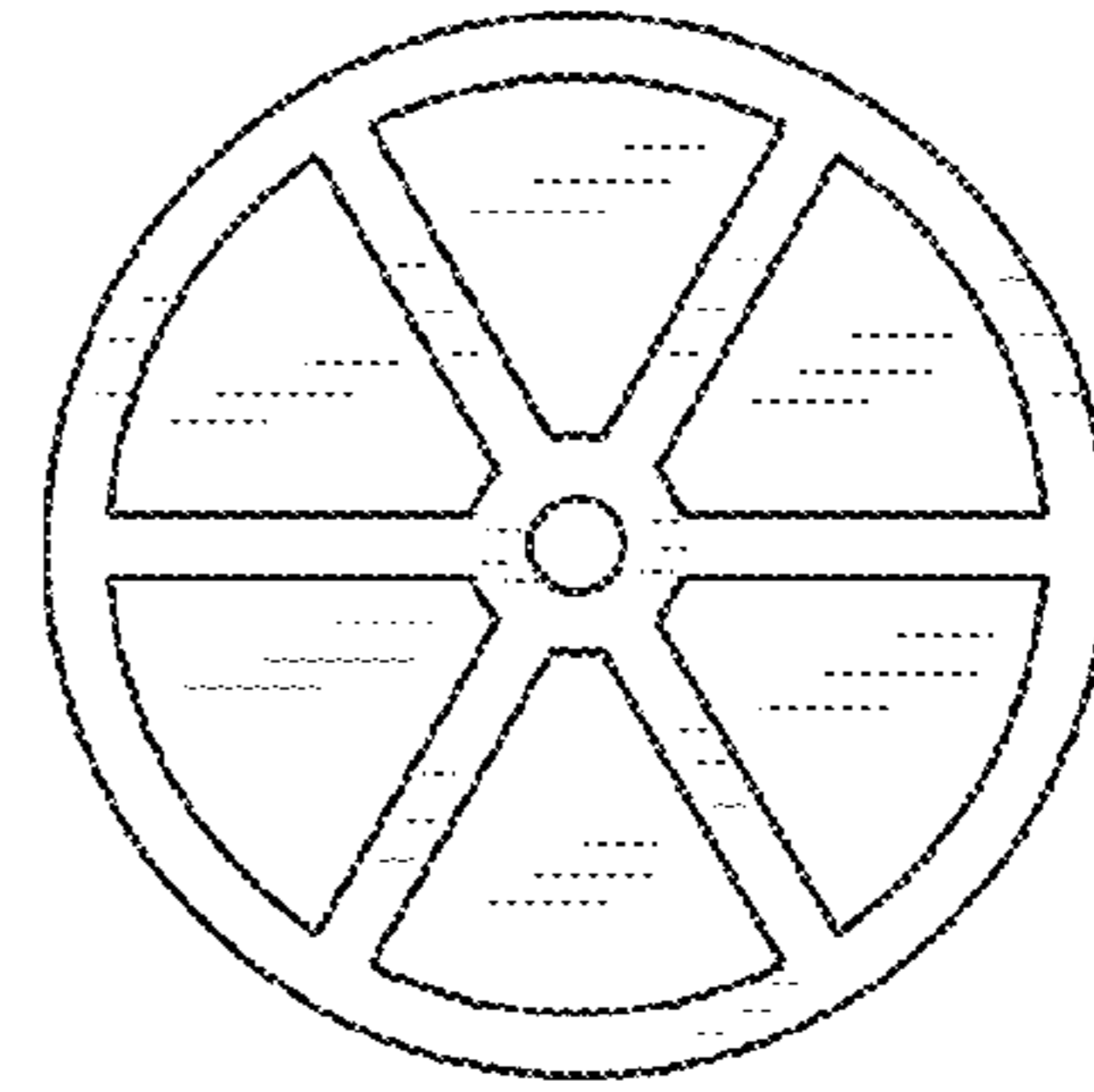


FIG. 5




FIG. 6