



US00D712471S

(12) **United States Design Patent**
Riddle et al.

(10) **Patent No.:** **US D712,471 S**
(45) **Date of Patent:** **** Sep. 2, 2014**

(54) **RECTANGULAR SHAPED SENSORY DEVICE**

(71) Applicants: **Erin K. Riddle**, Butler, OH (US); **Staci Smalley**, Ashland, OH (US)

(72) Inventors: **Erin K. Riddle**, Butler, OH (US); **Staci Smalley**, Ashland, OH (US)

(73) Assignee: **Ball, Bounee & Sport, Inc.**, Ashland, OH (US)

(**) Term: **14 Years**

(21) Appl. No.: **29/480,236**

(22) Filed: **Jan. 24, 2014**

(51) **LOC (10) Cl.** **19-07**

(52) **U.S. Cl.**
USPC **D19/59**

(58) **Field of Classification Search**
CPC .. A61H 15/00; A61H 15/0092; A63F 9/0826;
A01K 15/025; A01K 15/026; A63B 43/002;
A63B 41/08; G09B 21/00
USPC D19/59-64; D24/211-215, 200;
D21/712-713, 662; D30/160; 434/112,
434/258-262, 365, 236; 601/15, 119, 123,
601/131, 135; 273/153 S; 119/710
See application file for complete search history.

(56) **References Cited**

U.S. PATENT DOCUMENTS

D60,979	S *	5/1922	Cigol	D21/713
2,273,710	A *	2/1942	Klaes	601/119
3,037,500	A *	6/1962	Daugherty	601/121
4,109,649	A *	8/1978	Iyomasa	601/121
4,167,940	A *	9/1979	Ruf	601/122
4,191,178	A *	3/1980	Wisnieski	601/131
D256,841	S *	9/1980	Corbett et al.	D24/211
D257,883	S *	1/1981	Holmberg	D24/212
4,378,007	A *	3/1983	Kachadourian	601/121
D285,117	S *	8/1986	Snyder	D24/211

D285,724	S *	9/1986	Grundler et al.	D24/211
D287,405	S *	12/1986	Nakao et al.	D24/211
D293,471	S *	12/1987	Sato	D24/211
D337,398	S *	7/1993	Axelrod	D30/160
5,263,436	A *	11/1993	Axelrod	119/710
D344,591	S *	2/1994	Zhuang	D24/211
D352,323	S *	11/1994	Weiss	D21/713
5,389,063	A *	2/1995	Wu	601/135
D361,132	S *	8/1995	Lee	D24/200
D369,414	S *	4/1996	Lee	D24/200
D376,449	S *	12/1996	Axelrod	D30/160
D399,569	S *	10/1998	Wier et al.	D24/212
D421,078	S *	2/2000	Weiss, Jr.	D21/713
D473,683	S *	4/2003	Willinger	D30/160
D478,367	S *	8/2003	Traub	D21/713
D478,947	S *	8/2003	Lu	D21/662
D497,457	S *	10/2004	Willinger	D30/160
6,966,883	B2 *	11/2005	Pidcock	601/123
D529,667	S *	10/2006	Axelrod	D30/160
7,517,324	B2 *	4/2009	Cohen	601/15
D598,562	S *	8/2009	Chen	D24/211
D625,426	S *	10/2010	Robins	D24/214
D643,540	S *	8/2011	Jian et al.	D24/211
D660,450	S *	5/2012	Johnson	D24/215

(Continued)

Primary Examiner — T. Chase Nelson

Assistant Examiner — Mark Cavanna

(74) *Attorney, Agent, or Firm* — LaMorte & Associates P.C.

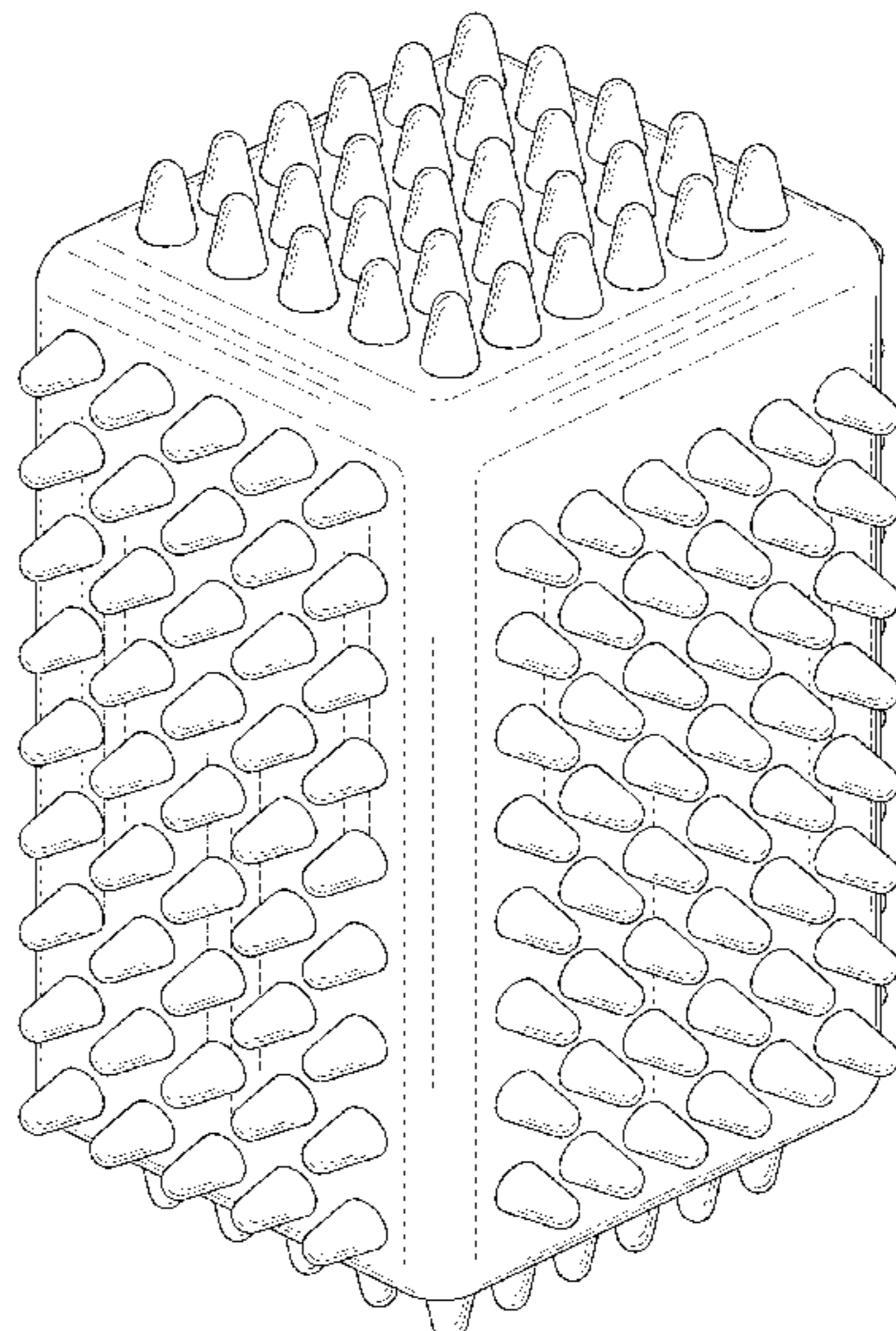
(57) **CLAIM**

The ornamental design for a rectangular shaped sensory device, as shown and described.

DESCRIPTION

FIG. 1 is a perspective view of a rectangular shaped sensory device showing my new design;
FIG. 2 is a front view thereof;
FIG. 3 is a rear view thereof;
FIG. 4 is a left side view thereof, the right side view being the same; and,
FIG. 5 is a top view thereof, the bottom view being the same.

1 Claim, 5 Drawing Sheets



(56)

References Cited

U.S. PATENT DOCUMENTS

D674,107 S * 1/2013 Prudent et al. D24/211
D677,439 S * 3/2013 Renforth D30/160
D677,441 S * 3/2013 Renforth D30/160
8,387,984 B2 * 3/2013 Artsiely 273/153 S

D692,569 S * 10/2013 Samurin D24/214
D694,421 S * 11/2013 Anderson D24/215
D695,370 S * 12/2013 Hedeem, Jr. D21/712
D695,371 S * 12/2013 Hedeem, Jr. D21/713
2003/0204153 A1 * 10/2003 Chen 601/119

* cited by examiner

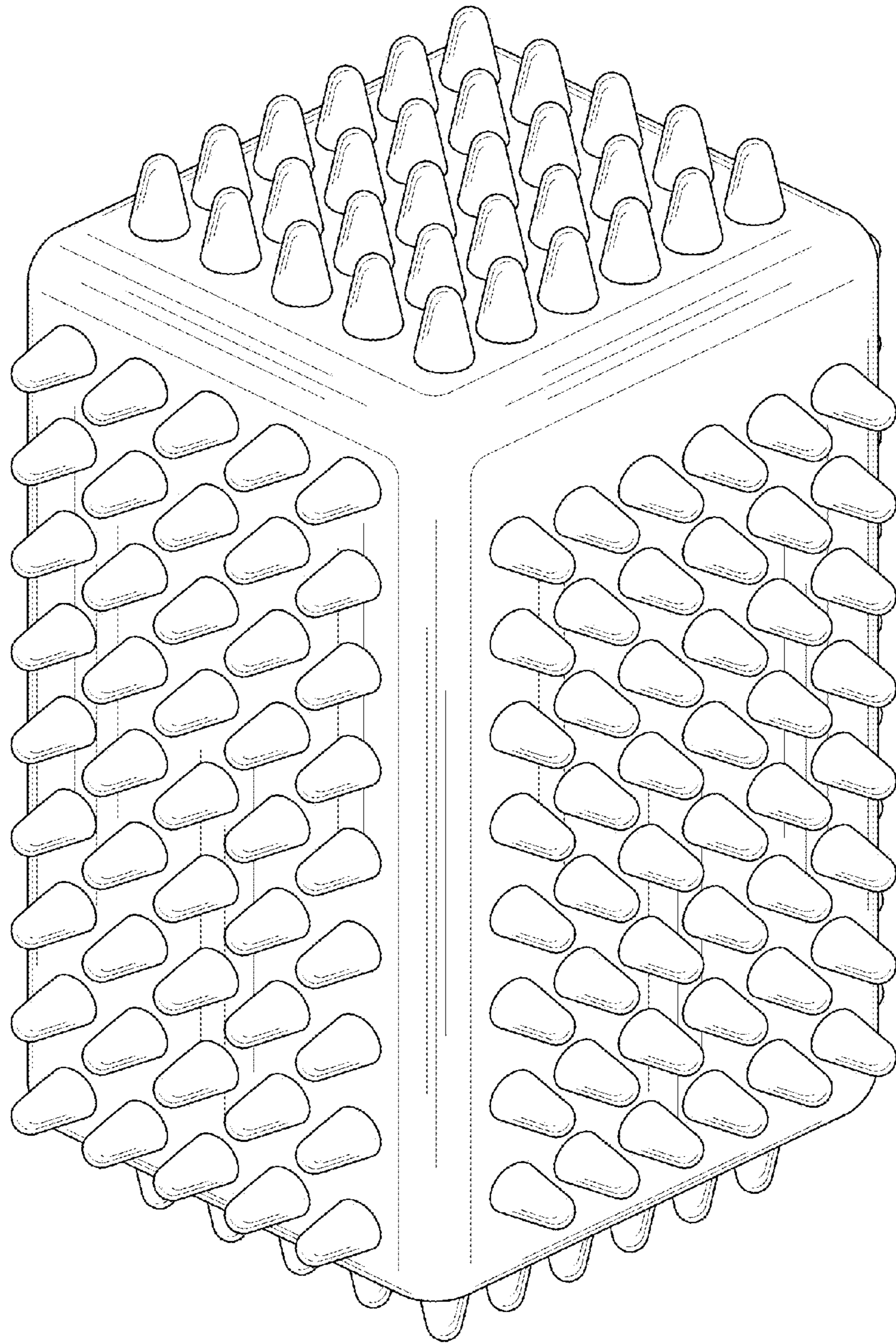


FIG. 1

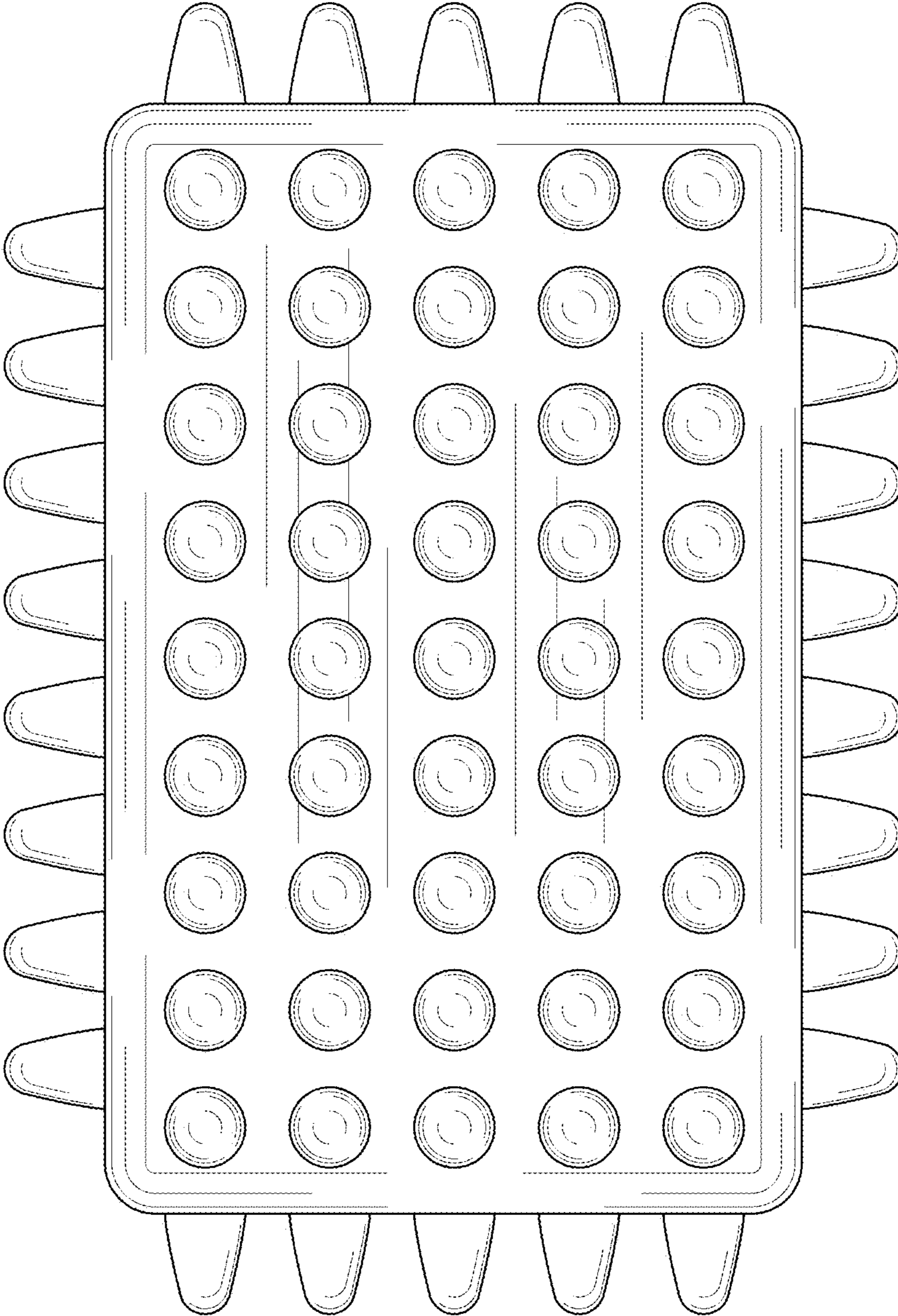


FIG. 2

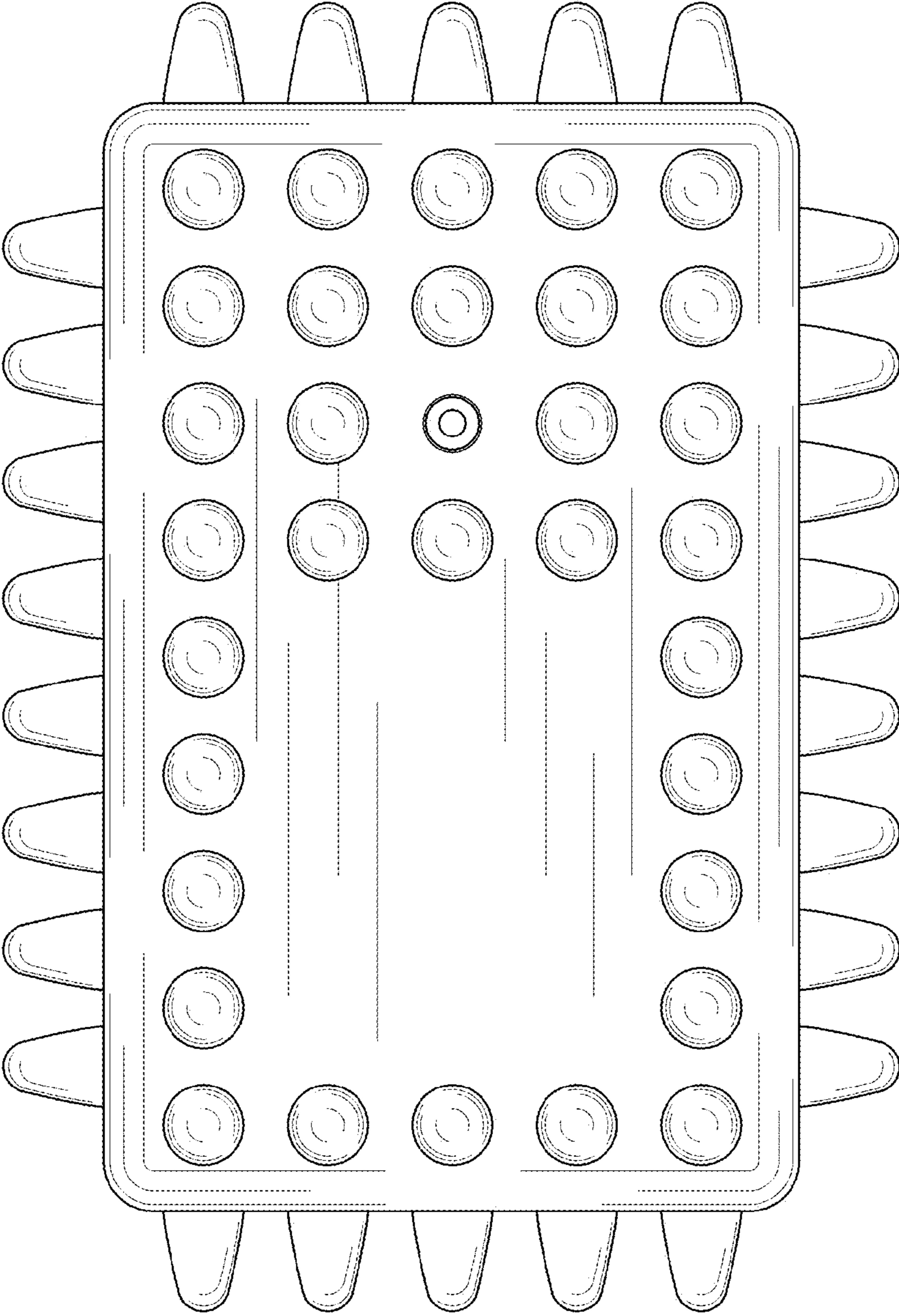


FIG. 3

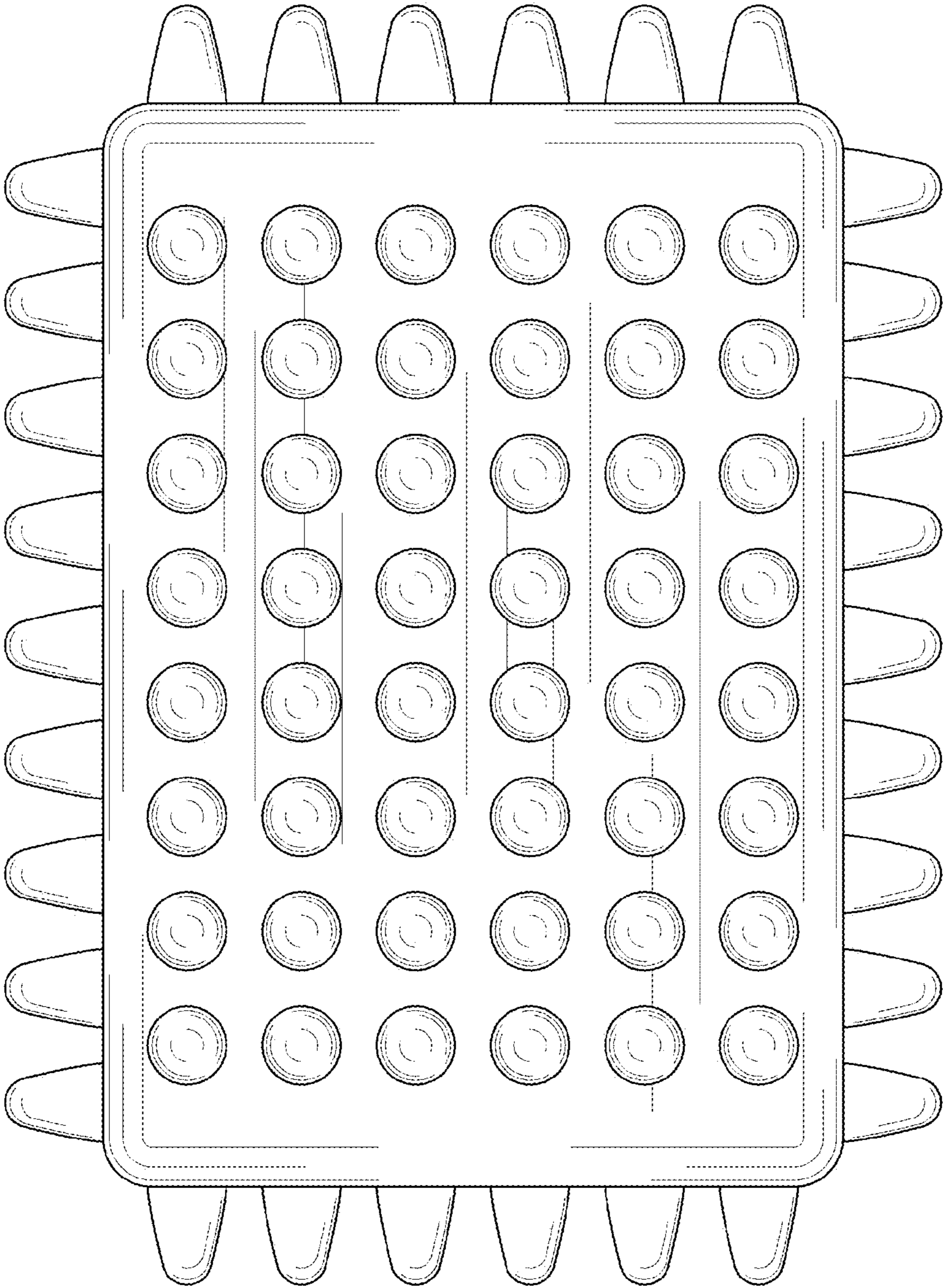


FIG. 4

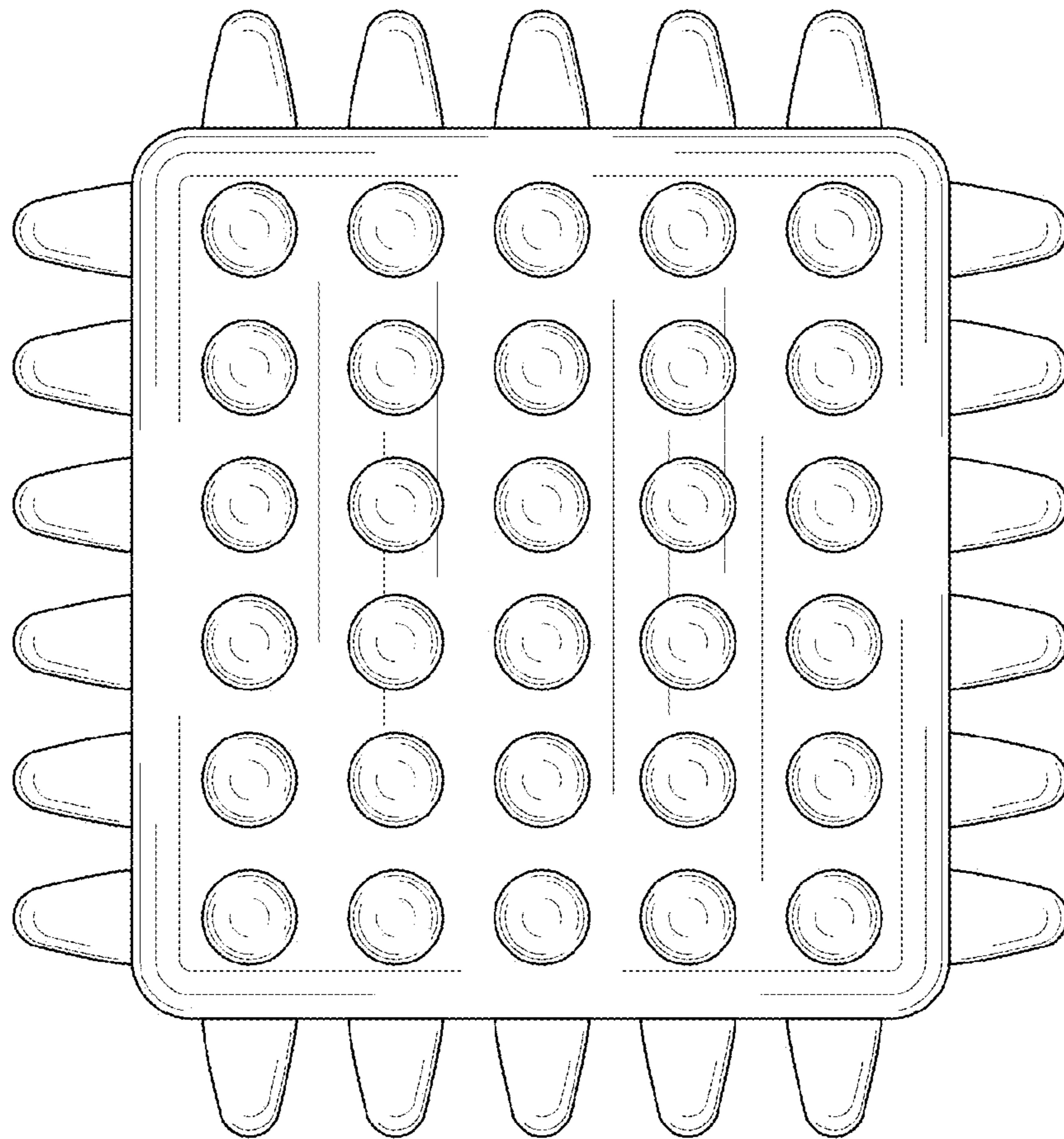


FIG. 5