



US00D712465S

(12) **United States Design Patent**
Lecheheb et al.

(10) **Patent No.:** **US D712,465 S**
(45) **Date of Patent:** **** Sep. 2, 2014**

- (54) **INK CARTRIDGE**
- (71) Applicant: **Videojet Technologies Inc.**, Wood Dale, IL (US)
- (72) Inventors: **Ammar Lecheheb**, Harston (GB); **Jerzy Zaba**, Histon (GB); **Matthew Brian Tomlin**, Stapleford (GB); **Ian M. Fost**, Cambs (GB); **Trevor Lye**, Epping (GB)
- (73) Assignee: **Videojet Technologies Inc.**, Wood Dale, IL (US)
- (**) Term: **14 Years**
- (21) Appl. No.: **29/435,257**
- (22) Filed: **Oct. 22, 2012**

5,467,118 A	11/1995	Gragg et al.
5,506,611 A	4/1996	Ujita
5,860,363 A	1/1999	Childers
6,010,210 A	1/2000	Wilson
6,065,824 A	5/2000	Bullock
6,130,695 A	10/2000	Childers
6,196,670 B1	3/2001	Saruta
6,322,205 B1	11/2001	Childers et al.
6,416,152 B1	7/2002	Matsuzaki
6,585,359 B1	7/2003	Gasvoda
6,672,695 B1	1/2004	Naka et al.
6,705,712 B2	3/2004	Usui
6,742,857 B2 *	6/2004	Koshikawa et al. 347/19
6,789,876 B2	9/2004	Barclay
6,830,323 B2	12/2004	Perkins
6,862,652 B1	3/2005	Tsuji
6,877,848 B2 *	4/2005	Shimizu et al. 347/86

(Continued)

Related U.S. Application Data

- (63) Continuation of application No. 29/435,221, filed on Oct. 22, 2012, now Pat. No. Des. 704,259, which is a continuation of application No. 12/680,926, filed on Mar. 31, 2010, now Pat. No. 8,366,252.

Foreign Application Priority Data

- Oct. 12, 2007 (GB) 0720139.5
- (51) **LOC (10) Cl.** **18-02**
- (52) **U.S. Cl.**
USPC **D18/56**
- (58) **Field of Classification Search**
USPC D18/12, 43, 56; 347/86-87
See application file for complete search history.

References Cited

U.S. PATENT DOCUMENTS

- 3,893,623 A 7/1975 Toupin
- 4,360,817 A 11/1982 Arway et al.
- D314,973 S * 2/1991 Yamamoto D18/56

FOREIGN PATENT DOCUMENTS

GB 2350220 11/2000

Primary Examiner — Cathy A MacCormac

(74) *Attorney, Agent, or Firm* — Joseph A. Yosick

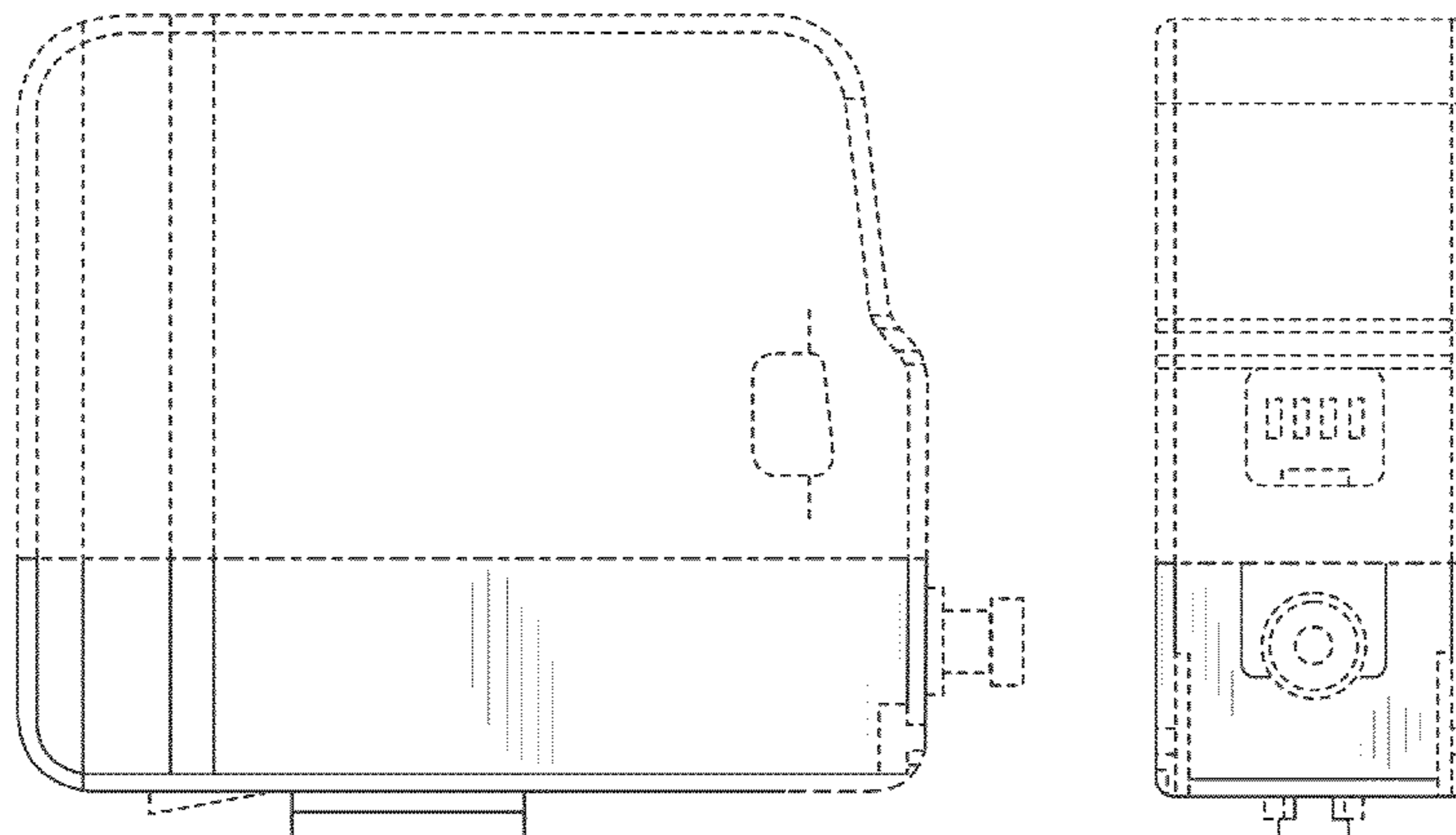
CLAIM

The ornamental design for an ink cartridge, as shown and described.

DESCRIPTION

FIG. 1 is a left side elevation view of an ink cartridge showing our new design; FIG. 2 is a front elevation view thereof; and, FIG. 3 is a bottom plan view thereof. The right side, rear and top views are not claimed. Dashed broken lines showing environment or structure are for illustrative purposes only and form no part of the claimed design. Dash-dot-dash broken lines represent the border between claimed and non-claimed subject matter, are for illustrative purposes only and form no part of the claimed design.

1 Claim, 2 Drawing Sheets



(56)

References Cited

U.S. PATENT DOCUMENTS

7,077,512 B2 7/2006 Kobayashi
7,111,919 B2 * 9/2006 Hatasa et al. 347/86
7,168,797 B2 1/2007 Arai
7,350,907 B2 * 4/2008 Miyazawa 347/86
7,396,114 B2 7/2008 Ishizawa
7,562,958 B2 7/2009 Asauchi
D617,376 S 6/2010 Lecheheb

2002/0001009 A1 1/2002 Gasvoda
2002/0196312 A1 12/2002 Ishizawa
2003/0206220 A1 11/2003 Childers
2004/0051766 A1 * 3/2004 Miyazawa et al. 347/86
2004/0056910 A1 3/2004 Usui
2005/0024398 A1 2/2005 Kanamaru
2008/0192097 A1 8/2008 Miyazawa et al.
2010/0208013 A1 8/2010 Zaba et al.
2010/0220129 A1 9/2010 Tomlin et al.
2010/0238206 A1 9/2010 Harris et al.

* cited by examiner

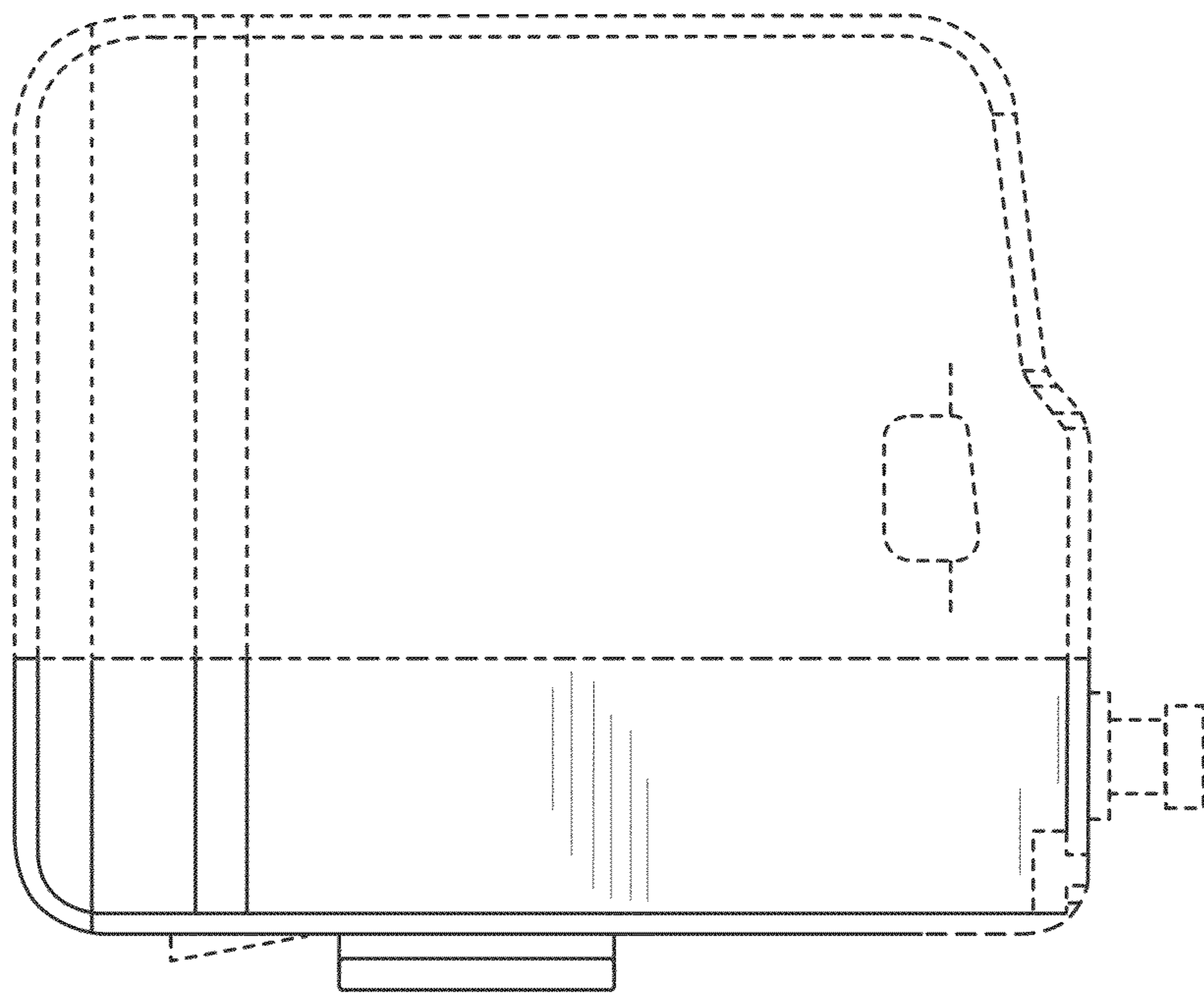


FIG. 1

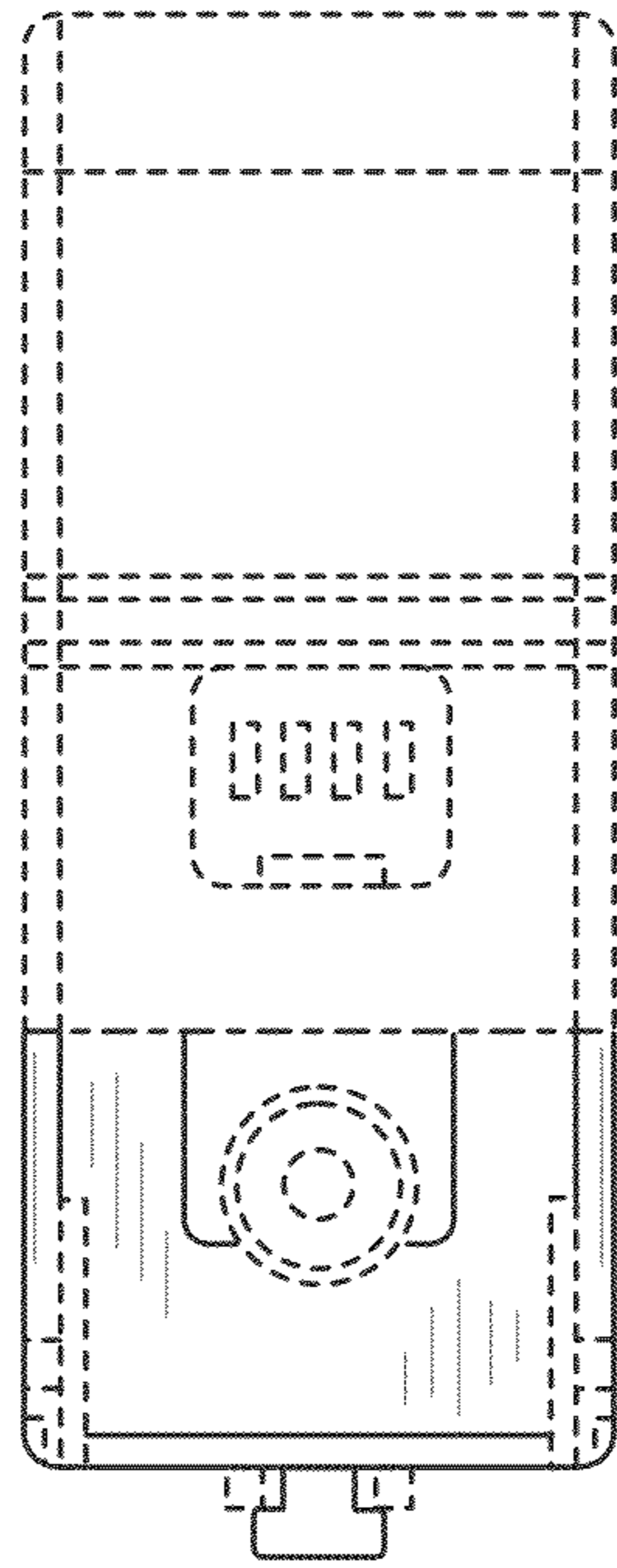


FIG. 2

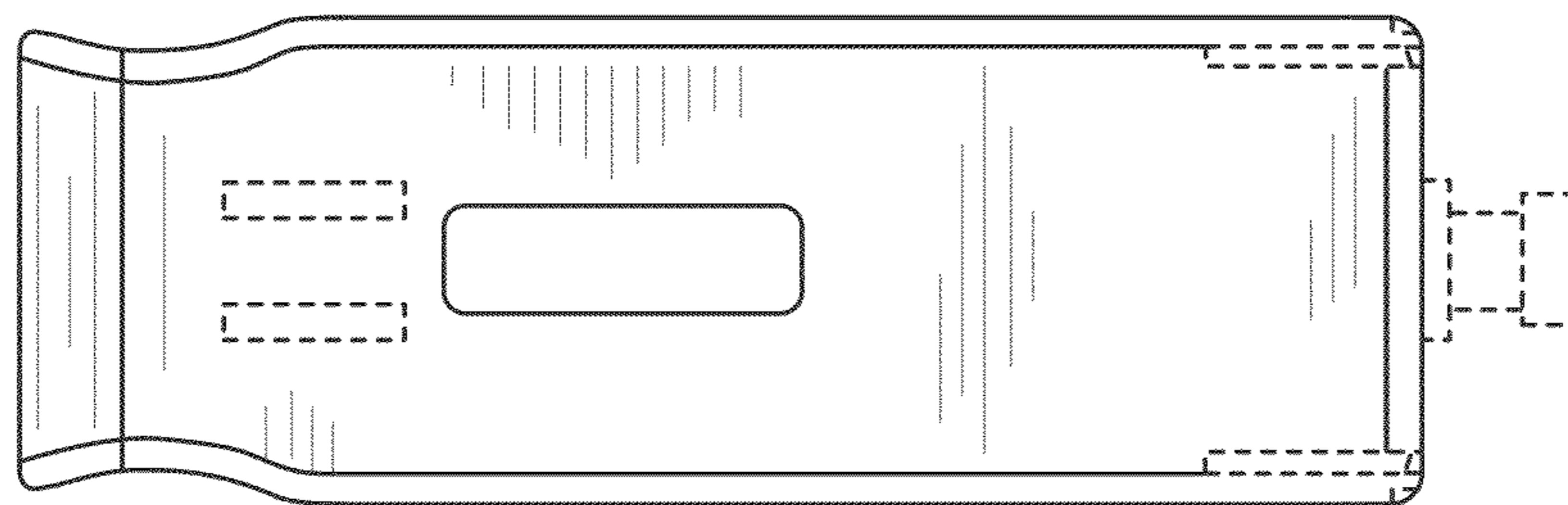


FIG. 3