



US00D712416S

(12) **United States Design Patent**  
**Yang et al.**

(10) **Patent No.:** **US D712,416 S**

(45) **Date of Patent:** **\*\* Sep. 2, 2014**

(54) **DISPLAY SCREEN OR A PORTION THEREOF WITH TRANSITIONAL GRAPHICAL USER INTERFACE**

(75) Inventors: **Chang-Mo Yang**, Ansan-si (KR); **Dae-Won Kim**, Seoul (KR); **Jee-Yeun Wang**, Seoul (KR); **Chul-Ho Jang**, Seoul (KR)

(73) Assignee: **Samsung Electronics Co., Ltd.**, Suwon-si (KR)

(\*\*) Term: **14 Years**

(21) Appl. No.: **29/421,493**

(22) Filed: **Jul. 31, 2012**

(30) **Foreign Application Priority Data**

Feb. 24, 2012 (KR) ..... 30-2012-0008863

(51) **LOC (10) Cl.** ..... **14-04**

(52) **U.S. Cl.**  
USPC ..... **D14/485**

(58) **Field of Classification Search**  
USPC ..... D14/485-495; 715/700, 779, 810, 821, 715/825, 828, 834, 835, 836, 837, 838, 839, 715/840, 846, 847, 861, 864, 964, 976, 977  
See application file for complete search history.

(56) **References Cited**

**U.S. PATENT DOCUMENTS**

D597,101 S \* 7/2009 Chaudhri et al. .... D14/488  
D686,239 S \* 7/2013 Lemay ..... D14/487  
D687,066 S \* 7/2013 Jang et al. .... D14/492

D687,463 S \* 8/2013 Jang et al. .... D14/492  
D687,464 S \* 8/2013 Jang et al. .... D14/492  
D690,730 S \* 10/2013 Jogano ..... D14/489  
D690,731 S \* 10/2013 Yang et al. .... D14/489  
D690,732 S \* 10/2013 Yang et al. .... D14/489  
D690,733 S \* 10/2013 Yang et al. .... D14/489  
2010/0185989 A1 \* 7/2010 Shiplacoff et al. .... 715/856  
2012/0036459 A1 \* 2/2012 Pei et al. .... 715/765

\* cited by examiner

*Primary Examiner* — Angela J Lee

(74) *Attorney, Agent, or Firm* — NSIP Law

(57) **CLAIM**

The ornamental design for a display screen or a portion thereof with transitional graphical user interface, as shown and described.

**DESCRIPTION**

FIG. 1 is a front view of a first image in a sequence for a display screen or a portion thereof with transitional graphical user interface, showing our new design; FIG. 2 is a front view of a second image thereof; FIG. 3 is a front view of a third image thereof; and, FIG. 4 is a front view of a fourth image thereof. The appearance of the transitional image sequentially transitions between the images shown in FIGS. 1 through 4. The subject matter of this patent includes a process or period in which an image changes into another image. This process or period forms no part of the claimed design. The broken line drawing of the portion of the display screen shown in FIGS. 1 through 4 forms no part of the claimed design.

**1 Claim, 4 Drawing Sheets**




FIG. 1




FIG.2




FIG.3



FIG.4

