



US00D712373S

(12) **United States Design Patent**  
**Rajski**

(10) **Patent No.:** **US D712,373 S**

(45) **Date of Patent:** **\*\* Sep. 2, 2014**

(54) **HEADPHONE ORGANIZER**

(71) Applicant: **Margaret M. Rajski**, New York City, NY (US)

(72) Inventor: **Margaret M. Rajski**, New York City, NY (US)

(\*\*) Term: **14 Years**

(21) Appl. No.: **29/462,734**

(22) Filed: **Aug. 7, 2013**

(51) **LOC (10) Cl.** ..... **14-01**

(52) **U.S. Cl.**  
USPC ..... **D14/205**

(58) **Field of Classification Search**  
CPC ..... H04R 1/1033  
USPC ..... D14/205; 181/129, 130, 135; 379/430, 379/431; 381/380, 381, 384; D8/356, 395; D11/157, 139, 131, 47, 48, 33; 434/260; 24/3.5; D20/26; 242/388.1; 174/135; D23/367

See application file for complete search history.

(56) **References Cited**

**U.S. PATENT DOCUMENTS**

2,385,197	A *	9/1945	Eisel	.....	434/260
2,451,649	A *	10/1948	Andreoli	.....	63/26
2,472,874	A *	6/1949	Wolfers	.....	132/298
D174,383	S *	4/1955	Friedman	.....	D8/356
3,764,453	A *	10/1973	Ropiequet et al.	.....	428/66.5
3,935,401	A *	1/1976	Shore et al.	.....	181/135
4,547,001	A *	10/1985	Stitt	.....	283/81
4,802,638	A *	2/1989	Burger et al.	.....	242/388.1
5,027,478	A *	7/1991	Suhr	.....	24/16 R
D436,517	S *	1/2001	Barry	.....	D8/354
D446,819	S *	8/2001	Caloia et al.	.....	D20/22
D509,165	S *	9/2005	Deloye	.....	D11/157

D571,192	S *	6/2008	Stomp et al.	.....	D8/356
D576,867	S *	9/2008	Kretz	.....	D8/356
D587,989	S *	3/2009	Johansson	.....	D8/356
D600,673	S *	9/2009	Kim et al.	.....	D14/205
D601,879	S *	10/2009	Kim et al.	.....	D8/356
D620,781	S *	8/2010	Weckworth	.....	D8/356
8,208,676	B2 *	6/2012	Murozaki et al.	.....	381/386
D685,344	S *	7/2013	Mercs	.....	D14/205
D685,771	S *	7/2013	Bertenthal	.....	D14/223
D691,581	S *	10/2013	Mercs et al.	.....	D14/205
D701,448	S *	3/2014	Rodwin	.....	D8/356

\* cited by examiner

*Primary Examiner* — Paula Greene

(74) *Attorney, Agent, or Firm* — Tracy Jong Law Firm; Tracy P. Jong; Cheng Ning Jong

(57) **CLAIM**

The ornamental design for a headphone organizer, as shown and described.

**DESCRIPTION**

FIG. 1 is a top perspective view of one embodiment according to the present headphone organizer.

FIG. 2 is a front orthogonal view thereof.

FIG. 3 is a rear orthogonal view thereof.

FIG. 4 is a right orthogonal view thereof.

FIG. 5 is a left orthogonal view thereof.

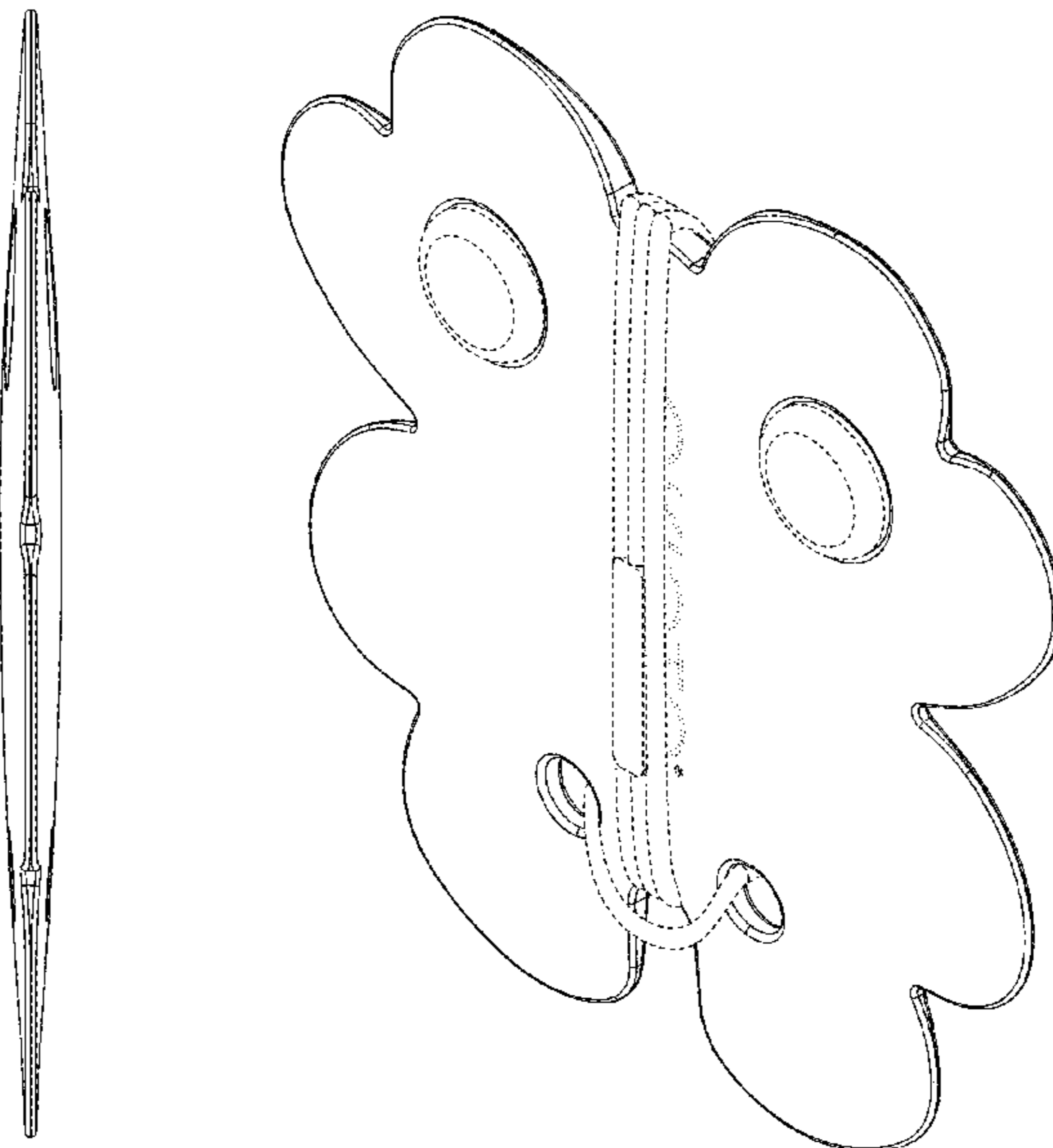
FIG. 6 is a top orthogonal view thereof.

FIG. 7 is a bottom orthogonal view thereof.

FIG. 8 is a top front perspective view thereof, depicting a pair of headphones disposed on said headphone organizer; and, FIG. 9 is a bottom rear perspective view thereof, depicting a pair of headphones disposed on said headphone organizer.

The subject matter in dotted or dashed lines is shown for clarification and forms no part of the claimed design subject matter.

**1 Claim, 7 Drawing Sheets**






FIG. 1




FIG. 2




FIG. 3

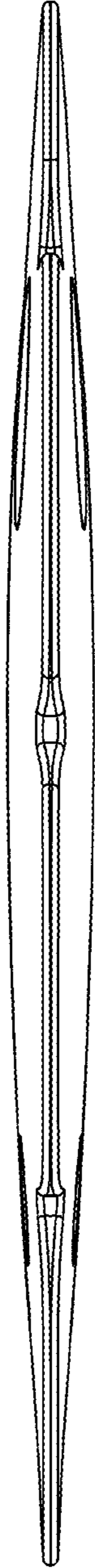


FIG. 4

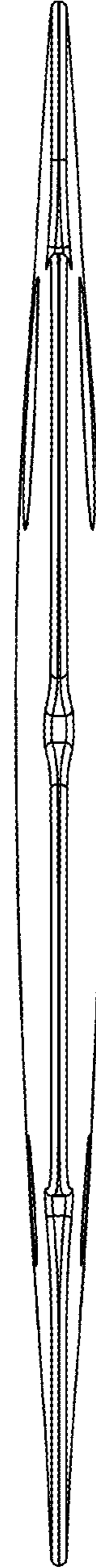


FIG. 5

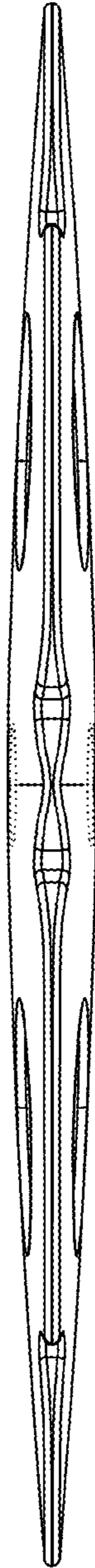


FIG. 6

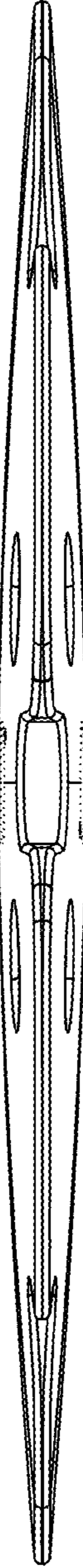


FIG. 7

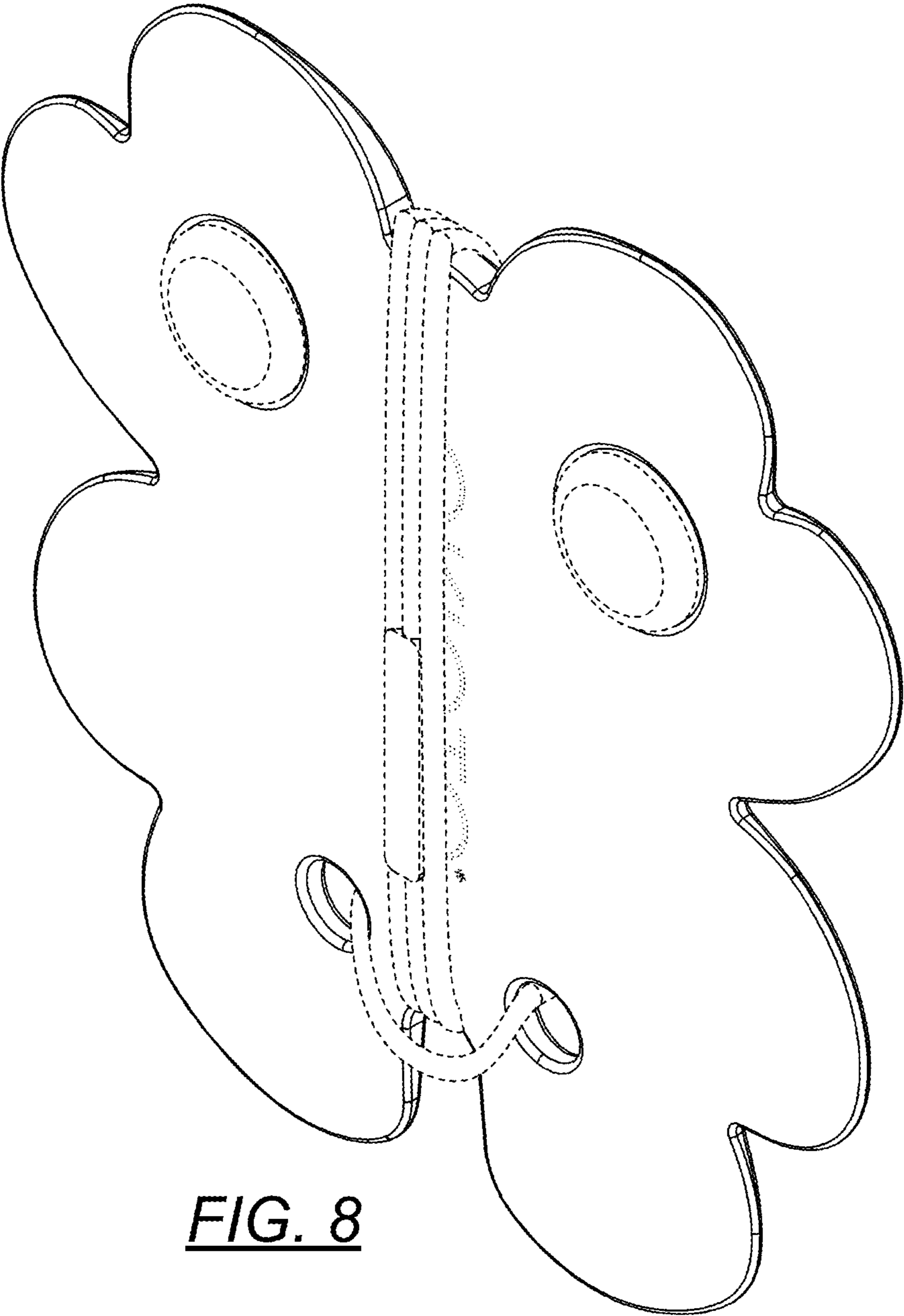


FIG. 8

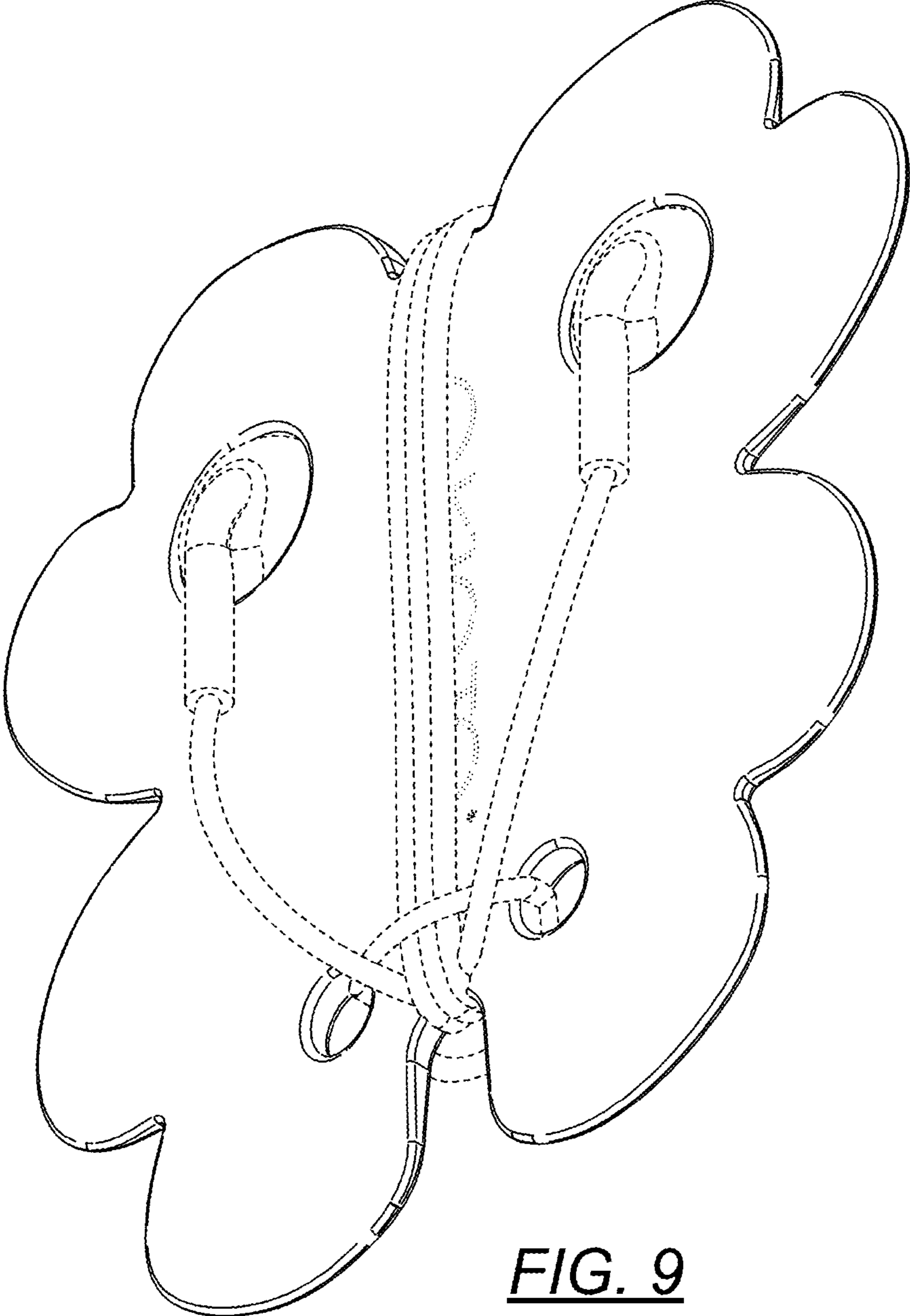


FIG. 9