



US00D712372S

(12) **United States Design Patent**
Rajski

(10) **Patent No.:** **US D712,372 S**

(45) **Date of Patent:** **** Sep. 2, 2014**

(54) **HEADPHONE ORGANIZER**

(71) Applicant: **Margaret M. Rajski**, New York City, NY (US)

(72) Inventor: **Margaret M. Rajski**, New York City, NY (US)

(**) Term: **14 Years**

(21) Appl. No.: **29/462,731**

(22) Filed: **Aug. 7, 2013**

(51) **LOC (10) Cl.** **14-01**

(52) **U.S. Cl.**
USPC **D14/205**

(58) **Field of Classification Search**
CPC H04R 1/1033
USPC D14/205, 223; 181/129, 130, 135;
379/430, 431; 381/380, 381, 384;
455/90.3, 575.1; D8/356, 395;
242/550; D21/650; 446/222; 434/260;
D11/162; D6/614; D7/578; 43/57.2
See application file for complete search history.

(56) **References Cited**

U.S. PATENT DOCUMENTS

2,090,106	A *	8/1937	Carlson	24/709.4
2,385,197	A *	9/1945	Eisel	434/260
2,453,441	A *	11/1948	La Fair	428/67
2,876,513	A *	3/1959	McIntosh	24/3.5
D195,626	S *	7/1963	Hood	D11/137
D248,021	S *	5/1978	Ditto	D11/137
D290,206	S *	6/1987	Murphy	D6/584
D372,188	S *	7/1996	Van Dyke	D8/358
5,832,098	A *	11/1998	Chen	381/370

D454,298	S *	3/2002	Davis	D9/630
6,905,023	B2 *	6/2005	Au	206/457
D576,867	S *	9/2008	Kretz	D8/356
D600,673	S *	9/2009	Kim et al.	D14/205
D601,879	S *	10/2009	Kim et al.	D8/356
D603,376	S *	11/2009	Blasko	D14/223
D685,771	S *	7/2013	Bertenthal	D14/223

* cited by examiner

Primary Examiner — Paula Greene

(74) *Attorney, Agent, or Firm* — Tracy Jong Law Firm; Tracy P. Jong; Cheng Ning Jong


(57) **CLAIM**

The ornamental design for a headphone organizer, as shown and described.

DESCRIPTION

FIG. 1 is a top perspective view of one embodiment according to the present headphone organizer.
FIG. 2 is a front orthogonal view thereof.
FIG. 3 is a rear orthogonal view thereof.
FIG. 4 is a right orthogonal view thereof.
FIG. 5 is a left orthogonal view thereof.
FIG. 6 is a top orthogonal view thereof.
FIG. 7 is a bottom orthogonal view thereof.
FIG. 8 is a top front perspective view thereof, depicting a pair of headphones disposed on said headphone organizer; and, FIG. 9 is a bottom rear perspective view thereof, depicting a pair of headphones disposed on said headphone organizer. The subject matter in dotted or dashed lines is shown for clarification and forms no part of the claimed design subject matter.

1 Claim, 7 Drawing Sheets



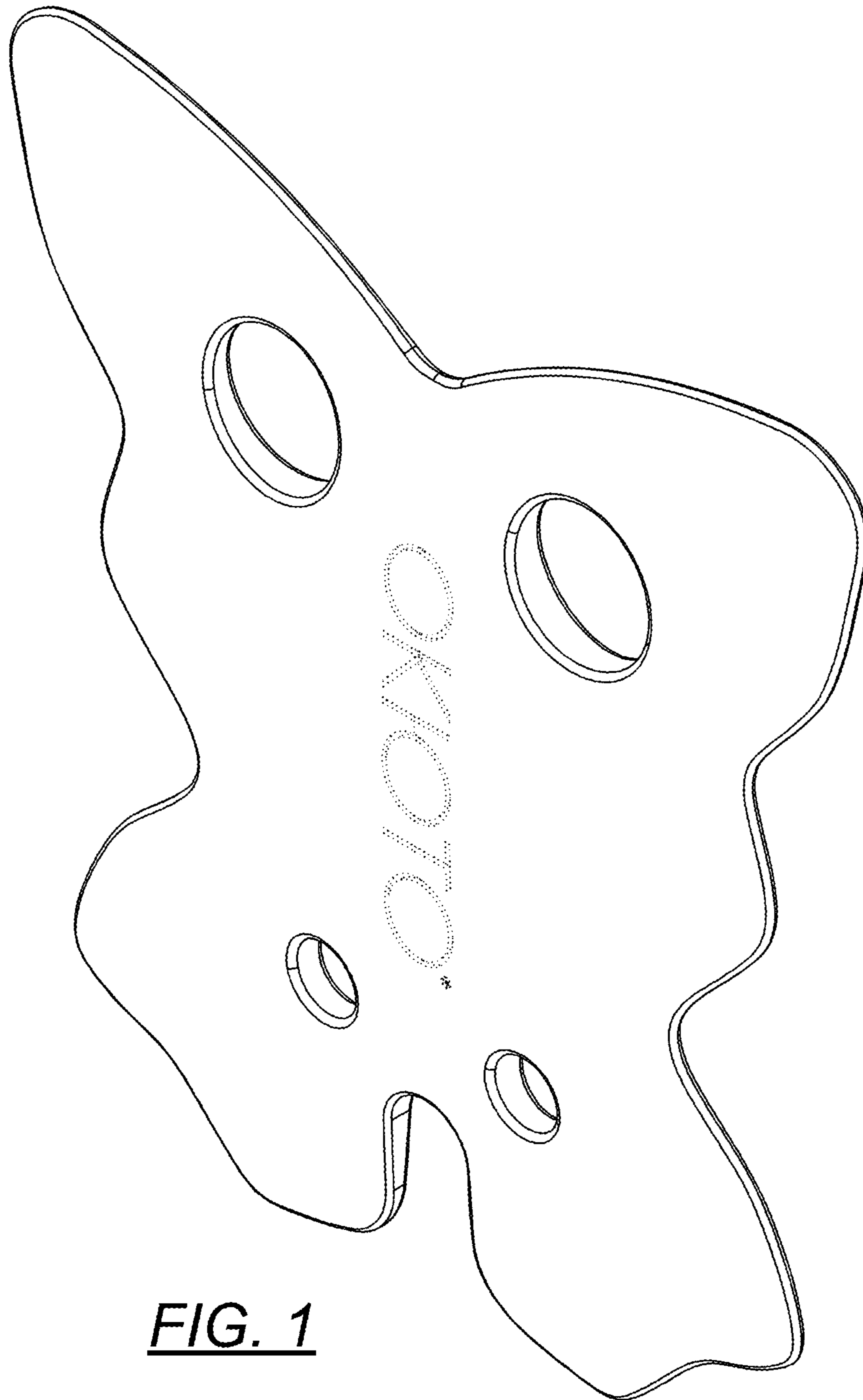


FIG. 1

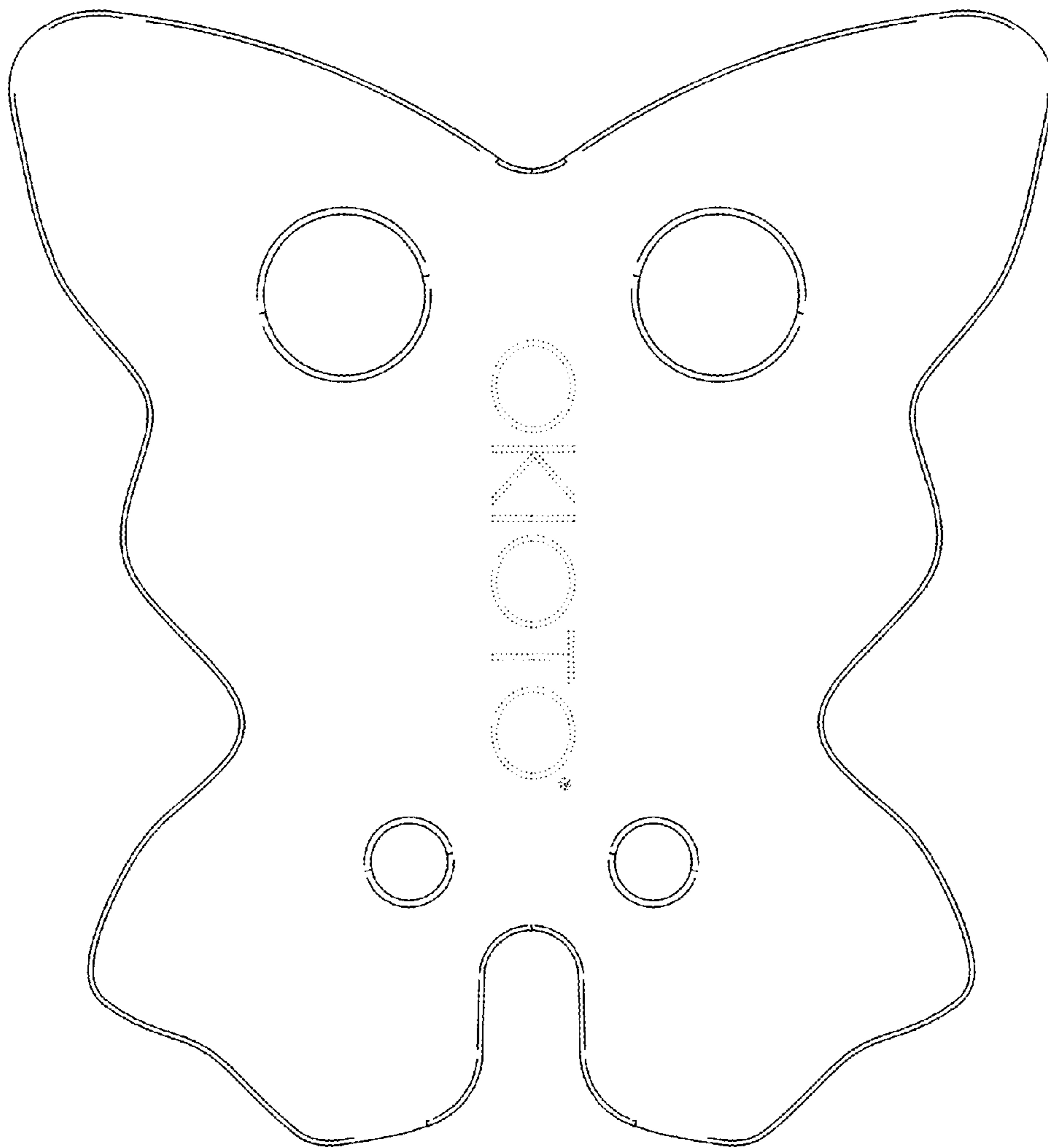


FIG. 2

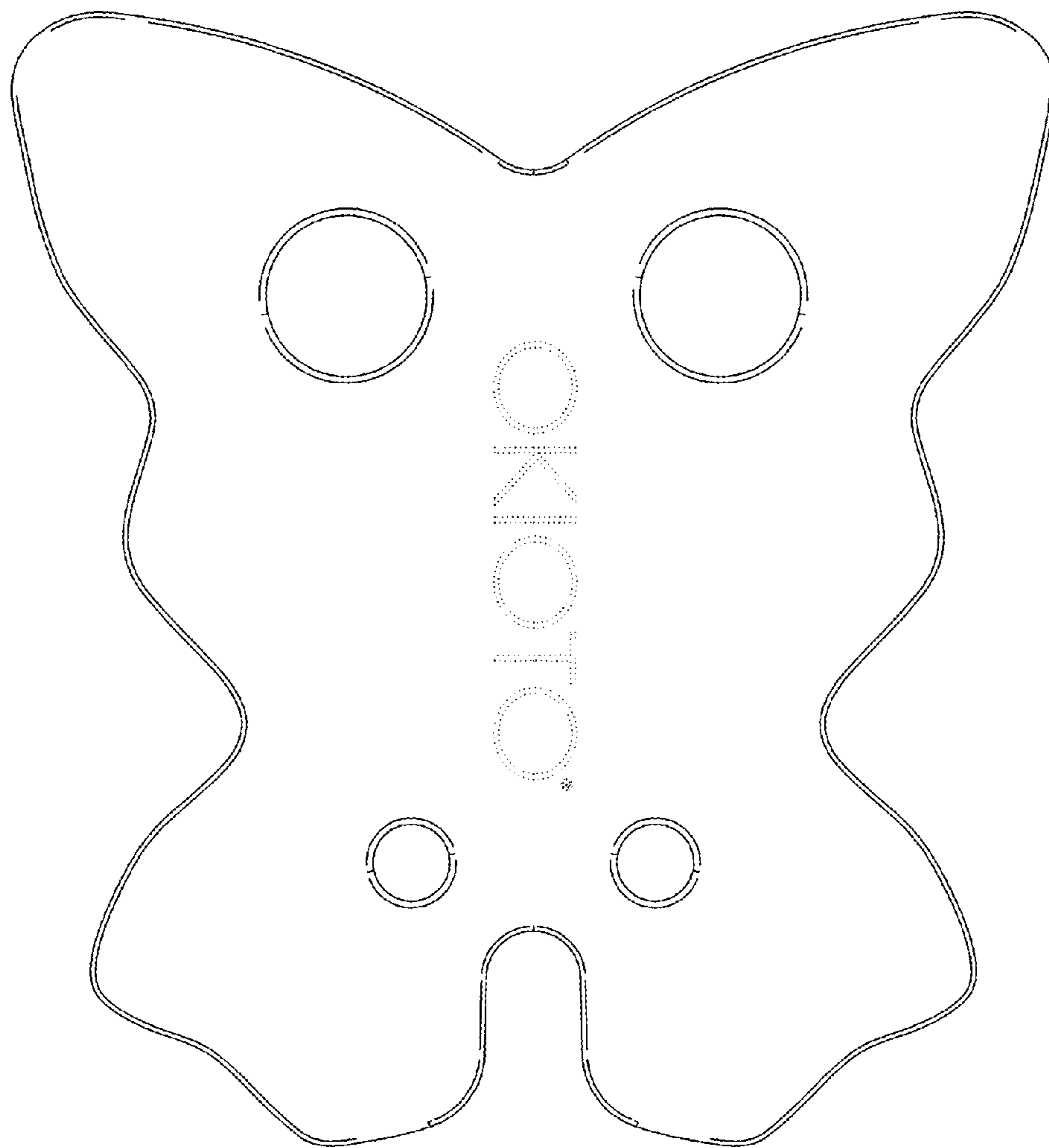


FIG. 3

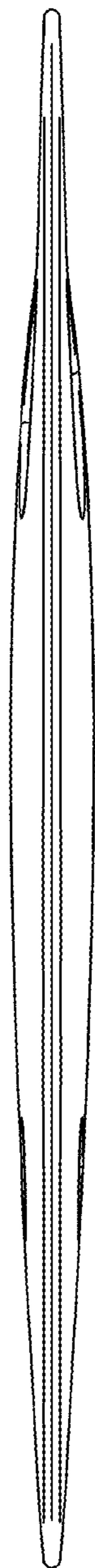


FIG. 4

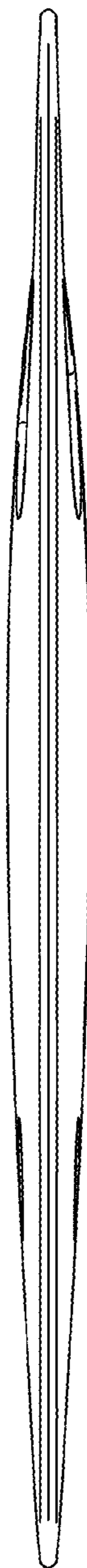


FIG. 5

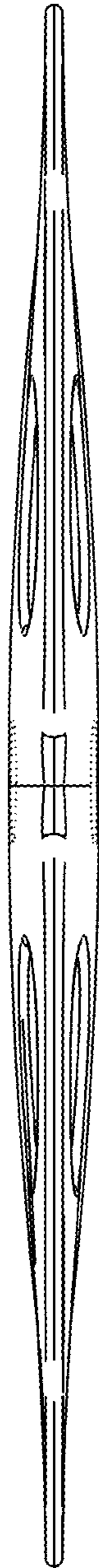


FIG. 6

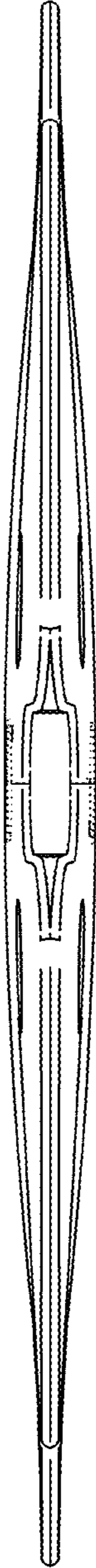


FIG. 7

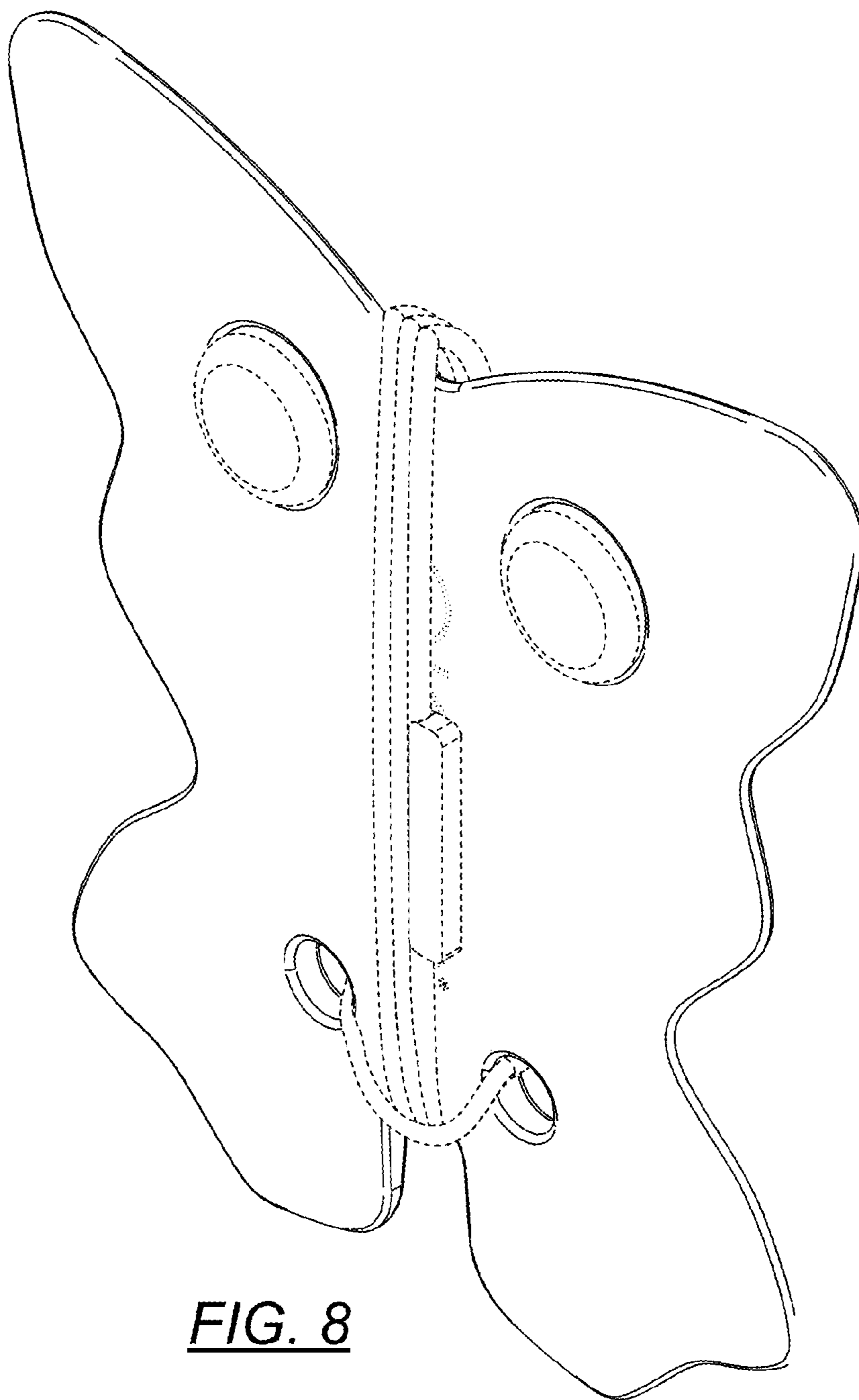


FIG. 8

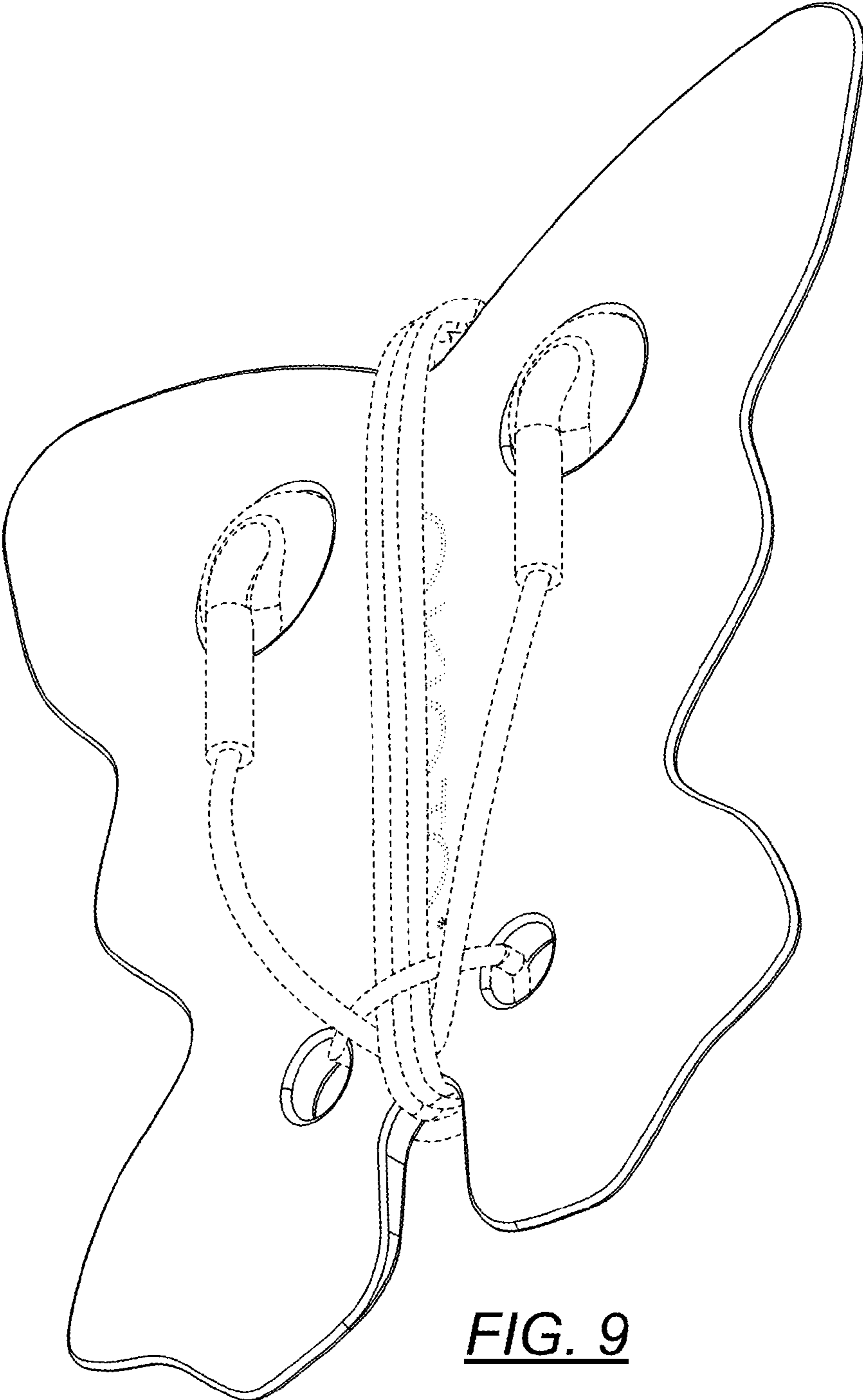


FIG. 9