



US00D712366S

(12) **United States Design Patent**
Kim et al.

(10) **Patent No.:** **US D712,366 S**

(45) **Date of Patent:** **** Sep. 2, 2014**

(54) **TV RECEIVER**

(71) Applicant: **Samsung Electronics Co., Ltd.**,
Suwon-si (KR)

(72) Inventors: **Euiseok Kim**, Seongnam-si (KR);
Jigwang Kim, Seoul (KR)

(73) Assignee: **Samsung Electronics Co., Ltd.**,
Suwon-si (KR)

(**) Term: **14 Years**

(21) Appl. No.: **29/480,102**

(22) Filed: **Jan. 23, 2014**

(30) **Foreign Application Priority Data**

Jul. 23, 2013 (KR) 30-2013-0037954

(51) **LOC (10) Cl.** **14-03**

(52) **U.S. Cl.**
USPC **D14/126**

(58) **Field of Classification Search**
USPC D14/125-134, 239, 371, 136, 374-377,
D14/440, 450, 448, 336, 342, 159; 312/7.2;
348/836, 838, 180, 184, 325, 739;
248/917-924, 465; 345/104, 133, 156,
345/168, 87, 173; D21/329, 515, 577, 622,
D21/333, 433, 448, 452, 450, 331, 505;
D10/15, 26; 446/484, 175, 356;
D6/477, 479, 300

See application file for complete search history.

(56) **References Cited**

U.S. PATENT DOCUMENTS

D644,620 S * 9/2011 Song et al. D14/126
D664,940 S * 8/2012 Kim et al. D14/129
D682,227 S * 5/2013 Lee et al. D14/126

* cited by examiner

Primary Examiner — Raphael Barkai

(74) *Attorney, Agent, or Firm* — NSIP Law

(57) **CLAIM**

The ornamental design for a TV receiver, as shown and described.

DESCRIPTION

FIG. 1 is a front perspective view of a TV receiver showing our new design;

FIG. 2 is a front view thereof;

FIG. 3 is a rear view thereof;

FIG. 4 is a left-side view thereof;

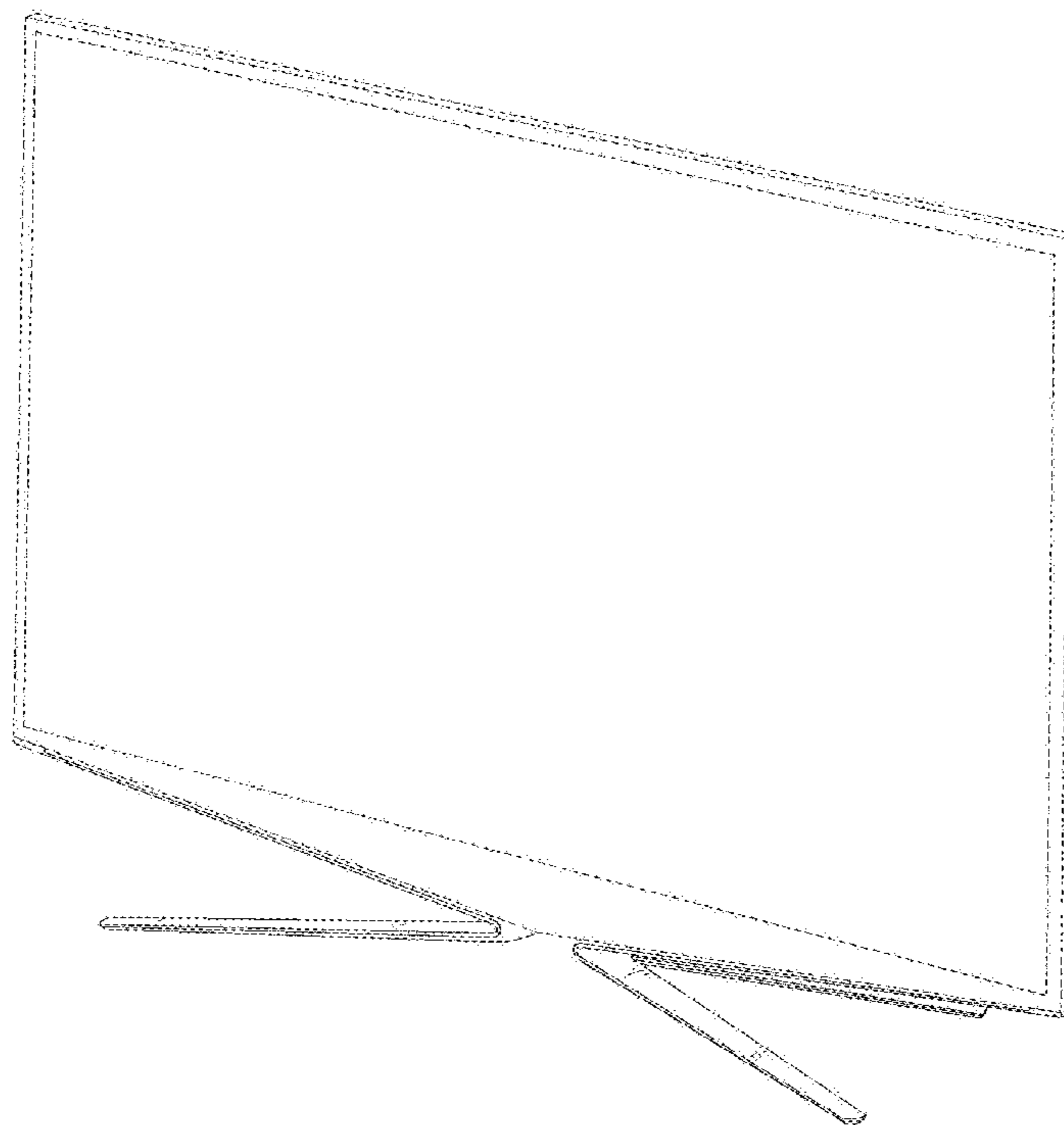
FIG. 5 is a right-side view thereof;

FIG. 6 is a top view thereof; and,

FIG. 7 is a bottom view thereof.

The broken lines illustrating portions of the TV receiver are for environmental purposes only and form no part of the claimed design.

1 Claim, 7 Drawing Sheets



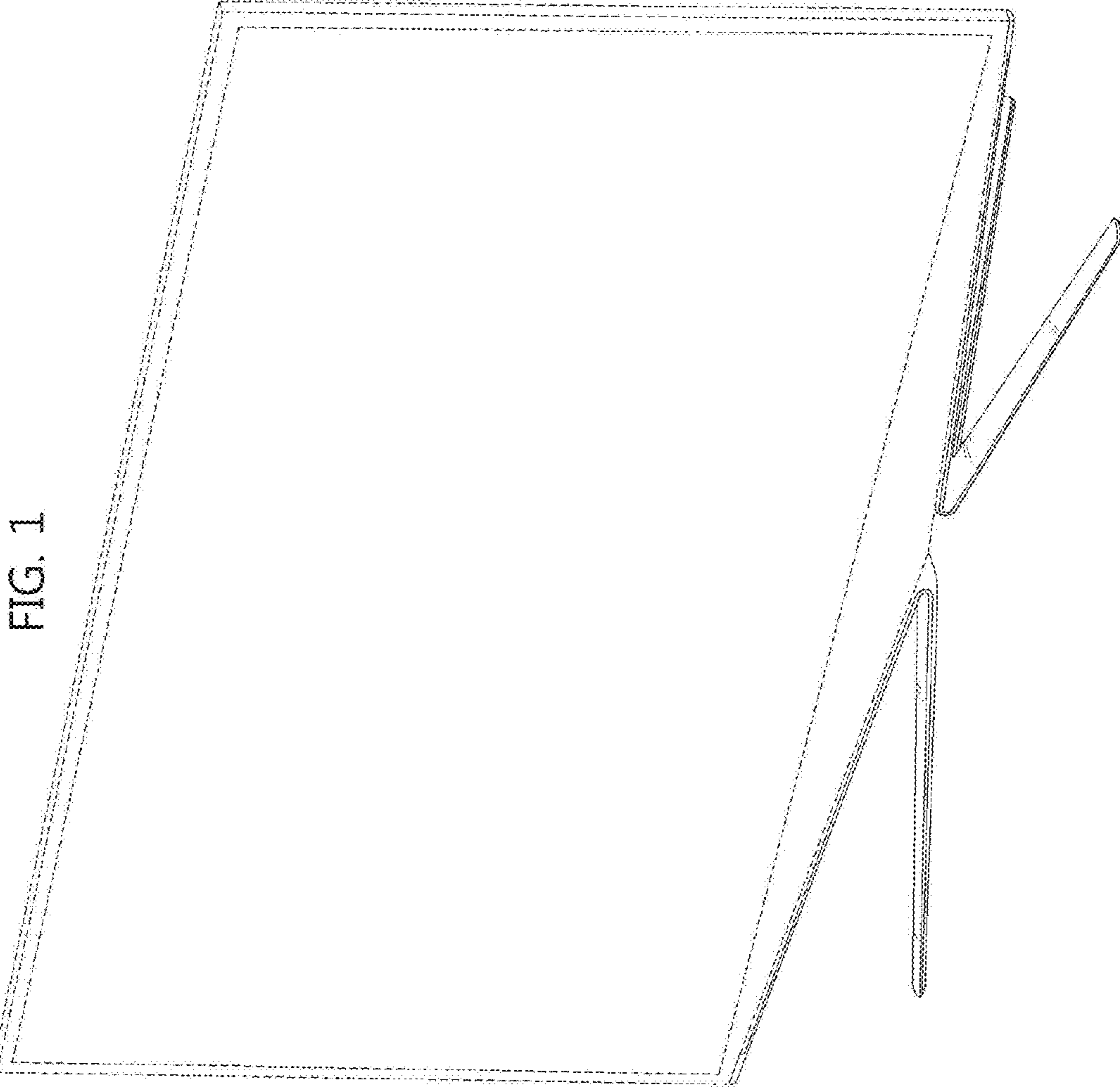


FIG. 1

FIG. 2




FIG. 3

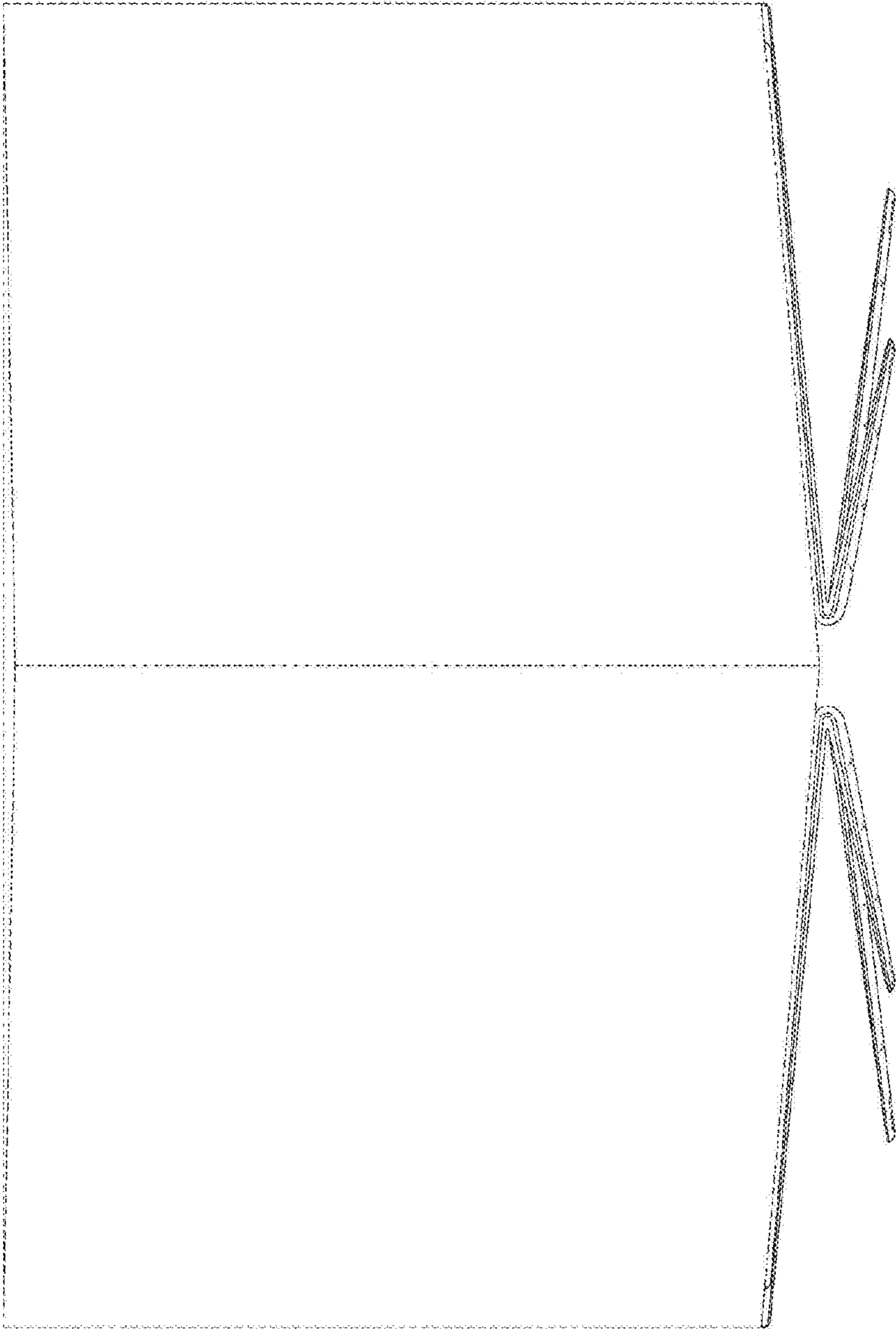


FIG. 4

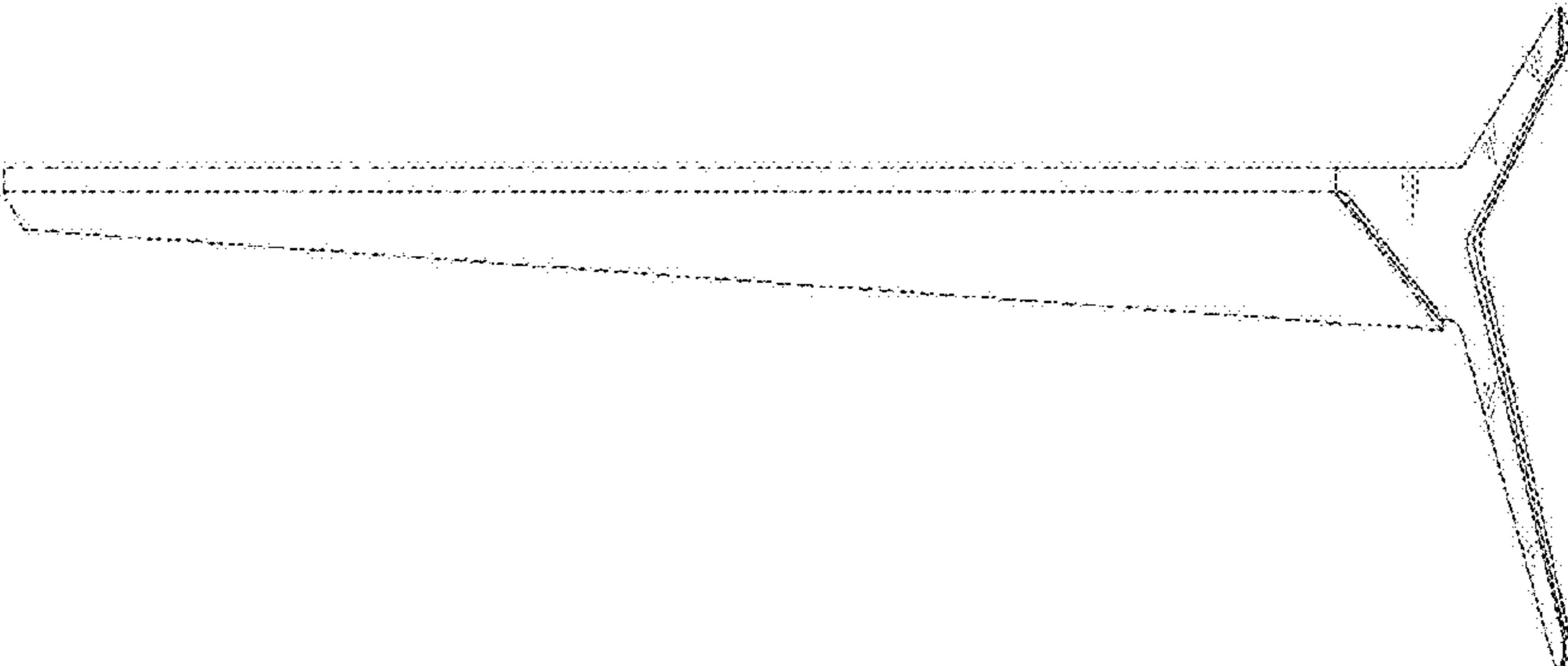


FIG. 5




FIG. 6

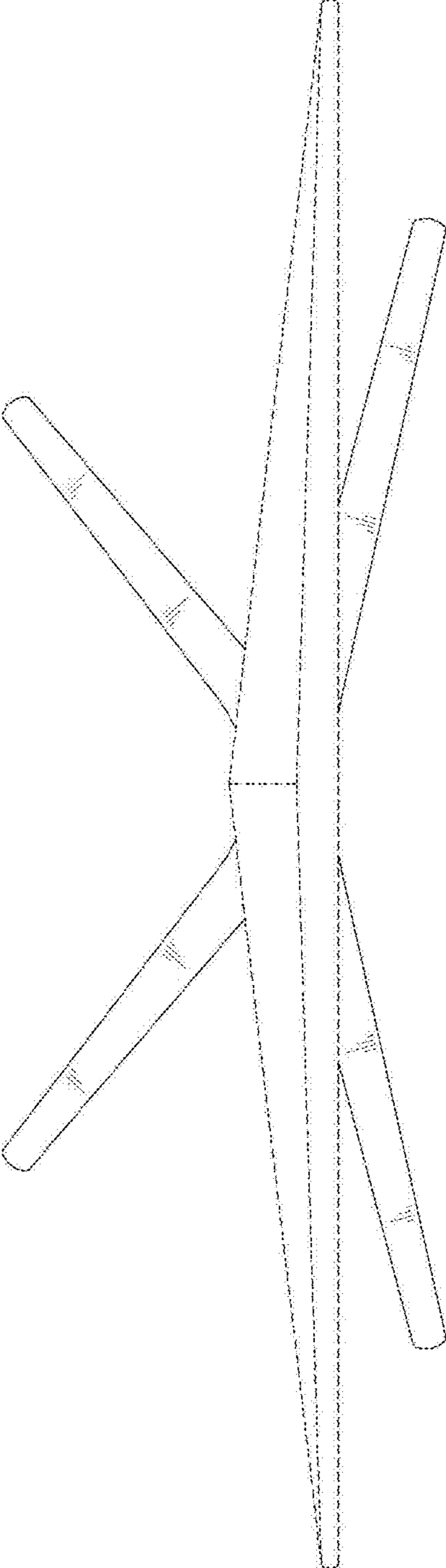


FIG. 7

