



US00D712351S

(12) **United States Design Patent**  
**Zeng**

(10) **Patent No.:** **US D712,351 S**

(45) **Date of Patent:** **\*\* Sep. 2, 2014**

(54) **PORTABLE POWER SOURCE**

(56) **References Cited**

(71) Applicant: **Jiangxi DBK Corporation Co., Ltd.**,  
Fuzhou (CN)

U.S. PATENT DOCUMENTS

(72) Inventor: **Jinhui Zeng**, Fuzhou (CN)

D186,981	S	*	1/1960	Hughes	.....	D14/356
D588,535	S	*	3/2009	Krieger et al.	.....	D13/107
D593,940	S	*	6/2009	Nomi et al.	.....	D13/103
D648,270	S	*	11/2011	Jiang	.....	D13/103
D654,854	S	*	2/2012	Inskeep	.....	D13/107
D665,732	S	*	8/2012	Saito et al.	.....	D13/103
8,541,985	B1	*	9/2013	Wong	.....	320/140
8,547,061	B1	*	10/2013	Wong	.....	320/112
D697,867	S	*	1/2014	Weinstein et al.	.....	D13/108
D705,719	S	*	5/2014	Wong	.....	D13/103
D705,721	S	*	5/2014	Huang	.....	D13/103
D705,724	S	*	5/2014	Yu	.....	D13/108
2013/0049675	A1	*	2/2013	Minami	.....	320/103

(73) Assignee: **Jiangxi DBK Corporation Co., Ltd.**,  
Fuzhou (CN)

(\*\*) Term: **14 Years**

(21) Appl. No.: **29/472,661**

\* cited by examiner

(22) Filed: **Nov. 14, 2013**

*Primary Examiner* — Rosemary K Tarcza

(30) **Foreign Application Priority Data**

(74) *Attorney, Agent, or Firm* — Troutman Sanders LLP

Sep. 24, 2013 (CN) ..... 2013 3 0464755

(51) **LOC (10) Cl.** ..... **13-02**

(57) **CLAIM**

(52) **U.S. Cl.**

The ornamental design for a portable power source, as shown and described.

USPC ..... **D13/108**; D13/103

(58) **Field of Classification Search**

**DESCRIPTION**

CPC ..... Y02E 60/12; Y02E 60/122; Y02E 60/124;  
Y02E 60/50; H01M 2/02; H01M 2/022;  
H01M 2/0202; H01M 2/0207; H01M 2/0212;  
H01M 2/1061; H01M 2/1022; H01M 2/1055;  
H01M 2/1066; H01M 2/105; H01M 2/204;  
H01M 10/4257; H01M 10/0436; H01M 10/48;  
H01M 10/44; H01M 10/46; H01M 2200/30;  
H02J 7/00; H02J 7/02; H02J 7/04; H02J  
7/0027; H02J 7/0054; H02J 7/0055; H02J  
2007/0062

FIG. 1 is a bottom view of the portable power source insert of the new design;

FIG. 2 is a front view thereof;

FIG. 3 is a left view thereof;

FIG. 4 is a rear view thereof;



FIG. 5 is a right view thereof; and,

FIG. 6 is a top view thereof.

USPC ..... D13/102–110, 118–119, 184, 199;  
D14/356, 432; 320/103, 107–115, 135,  
320/138, 140; 429/96–100, 156, 163, 176,  
429/122

See application file for complete search history.

**1 Claim, 6 Drawing Sheets**






FIG 1




FIG 2

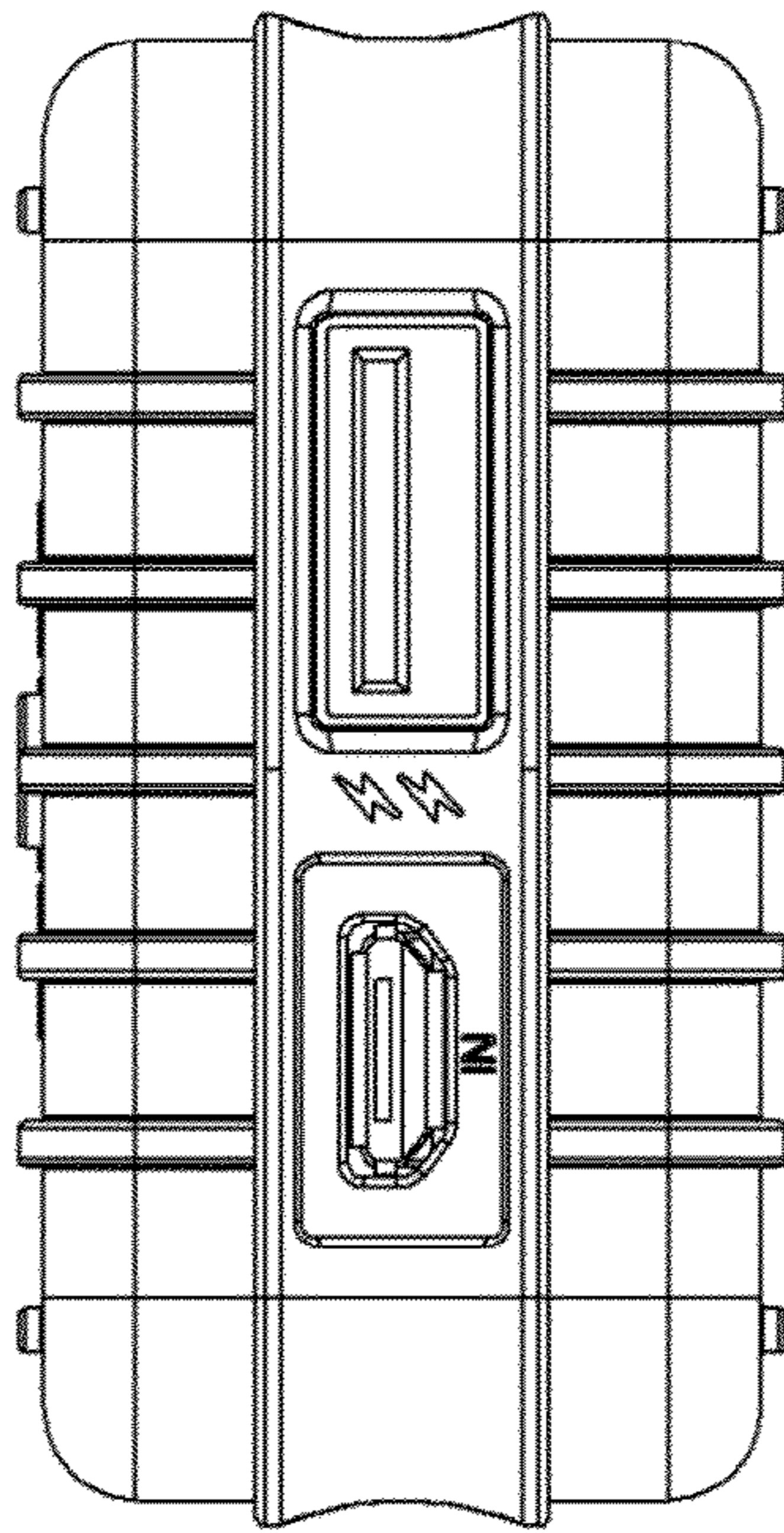


FIG 3




FIG 4



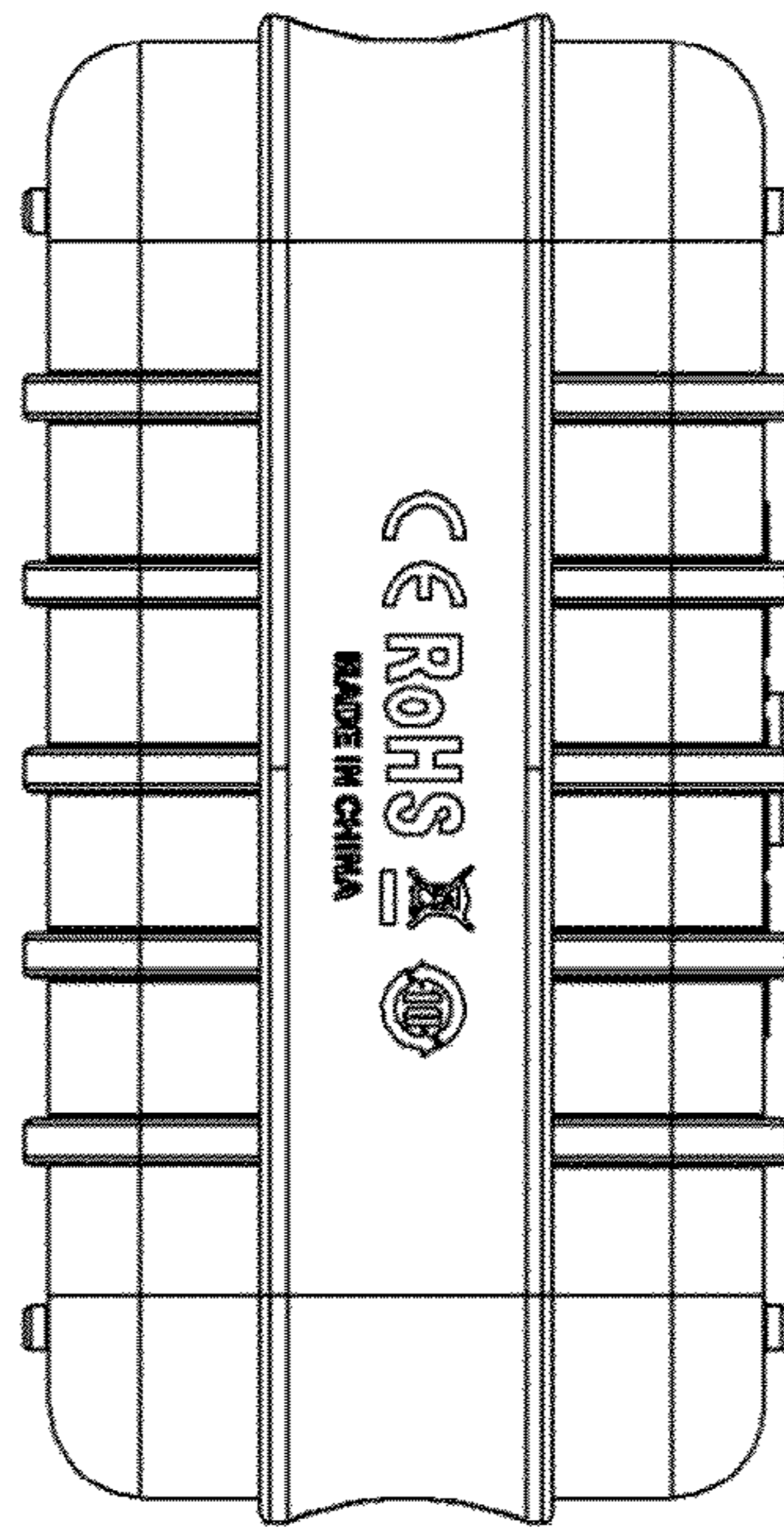


FIG 5




FIG 6