



US00D712334S

(12) **United States Design Patent**
Hale, Jr.

(10) **Patent No.:** **US D712,334 S**
(45) **Date of Patent:** **** Sep. 2, 2014**

- (54) **VEHICLE-WHEEL FRONT FACE**
- (71) Applicant: **Mobile Hi-Tech Wheels, Rancho Dominguez, CA (US)**
- (72) Inventor: **Arthur D. Hale, Jr., Long Beach, CA (US)**
- (73) Assignee: **Mobile Hi-Tech Wheels, Rancho Dominguez, CA (US)**
- (**) Term: **14 Years**
- (21) Appl. No.: **29/484,078**
- (22) Filed: **Mar. 5, 2014**
- (51) **LOC (10) Cl.** **12-16**
- (52) **U.S. Cl.**
USPC **D12/211**
- (58) **Field of Classification Search**
USPC D12/204-213; 301/37.101, 64.101, 65, 301/64.201
See application file for complete search history.

D659,069 S *	5/2012	Johnson	D12/211
D666,955 S *	9/2012	Chung	D12/209
D680,940 S *	4/2013	Hale, Jr.	D12/211
D681,534 S *	5/2013	Zhao	D12/211
D686,963 S *	7/2013	Hale, Jr.	D12/211
D691,545 S *	10/2013	Gordon	D12/211
D691,937 S *	10/2013	Chan	D12/209
D695,193 S *	12/2013	Kong	D12/211
D702,172 S *	4/2014	Chung	D12/211

* cited by examiner

Primary Examiner — Stacia Cadmus
(74) *Attorney, Agent, or Firm* — Christie, Parker & Hale, LLP

(57) **CLAIM**
The ornamental design for vehicle-wheel front face, as shown and described.

DESCRIPTION

FIG. 1 is a perspective view of a vehicle wheel front face according to my new design;
FIG. 2 is a front elevational view thereof; and,
FIG. 3 is a side elevational view thereof.
The broken lines showing the rear of the wheel and the round elements on the lip of the rim and the bolt holes and center cap in the central hub area are included for the purpose of illustrating environment and form no part of the claimed design.

1 Claim, 3 Drawing Sheets

- (56) **References Cited**
U.S. PATENT DOCUMENTS
D582,829 S * 12/2008 Musser D12/211
D625,241 S * 10/2010 Zhao D12/211
D629,347 S * 12/2010 Kim D12/211
D639,222 S * 6/2011 Johnson D12/209


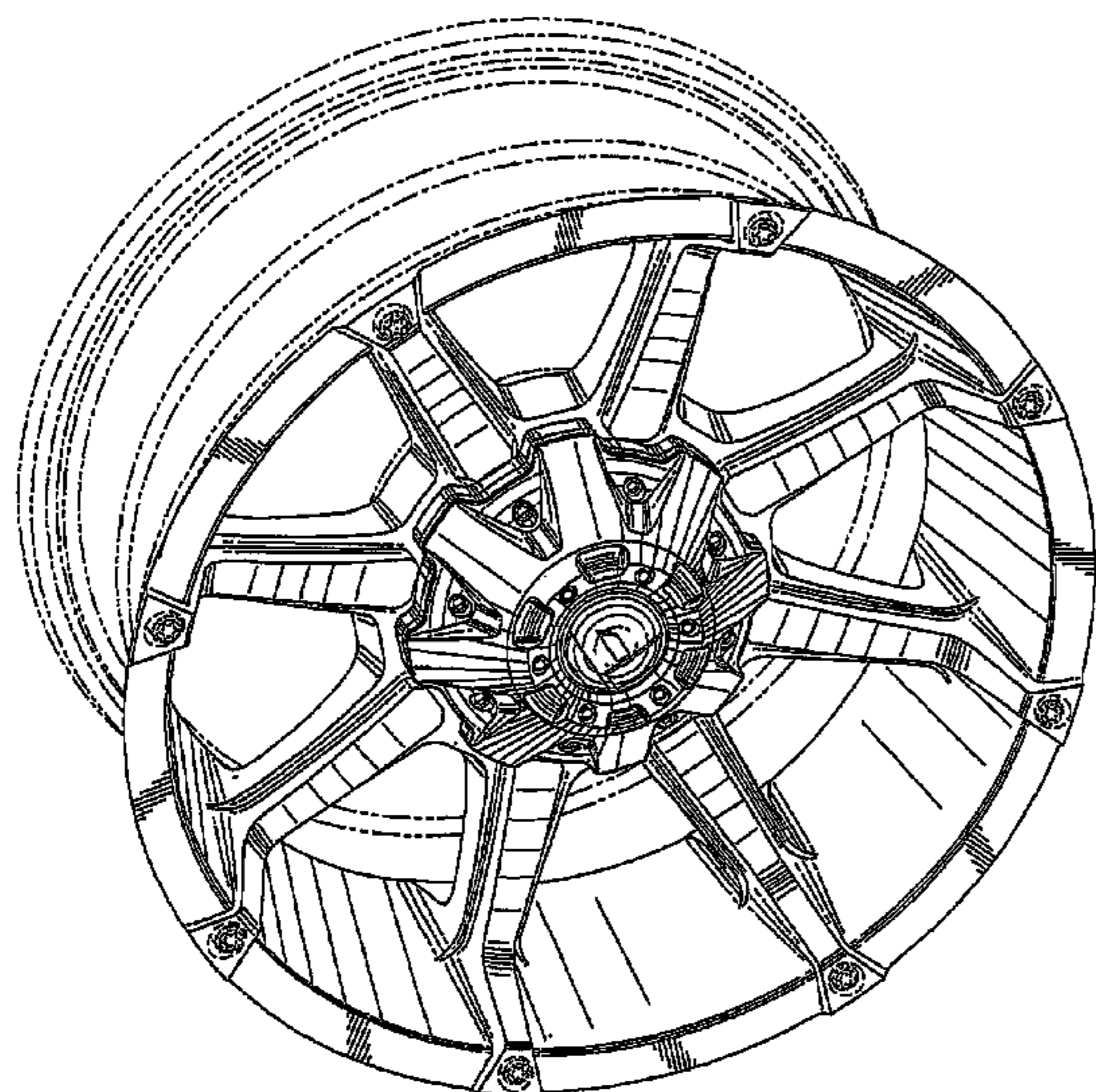


FIG. 1

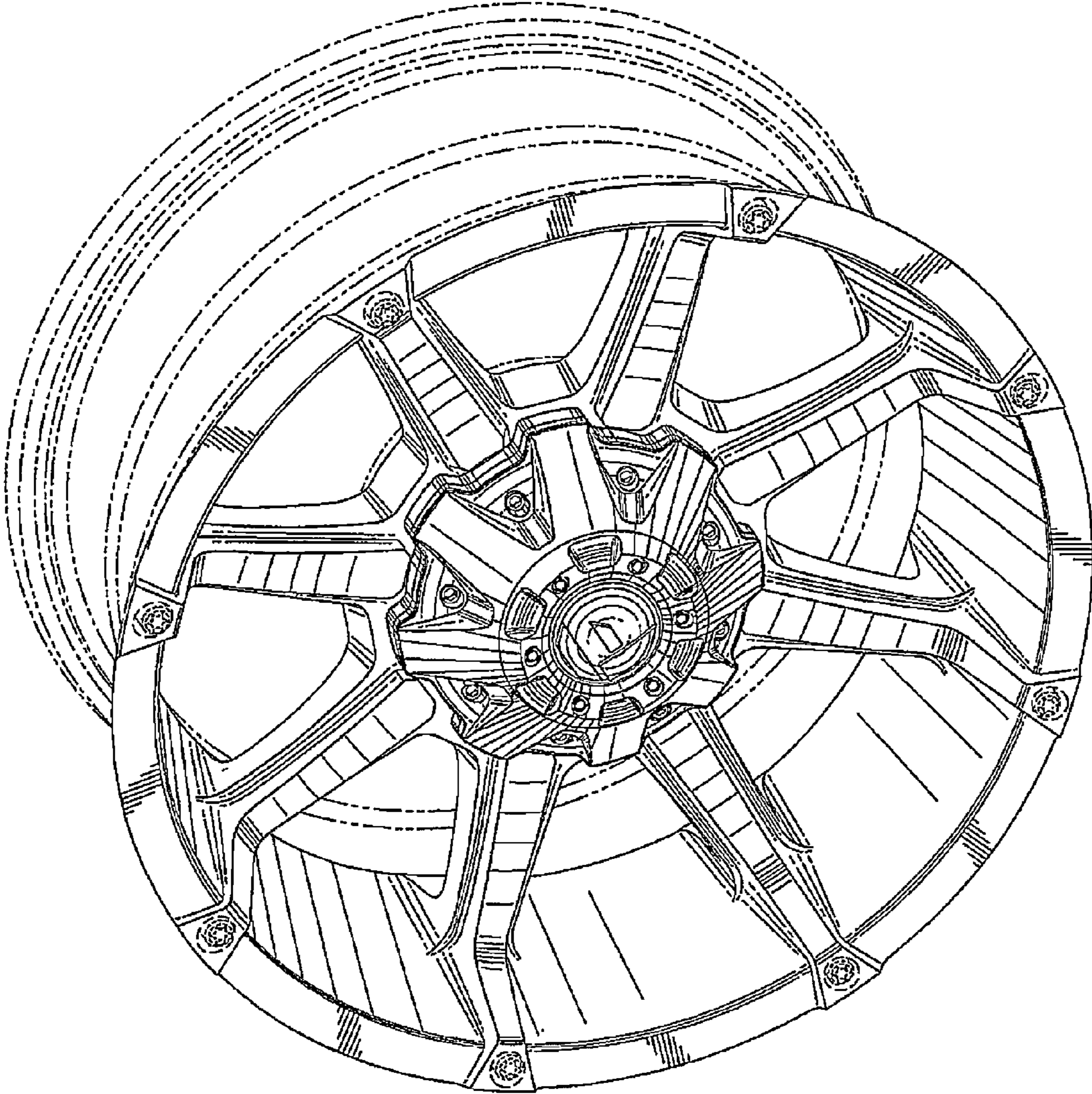


FIG. 2

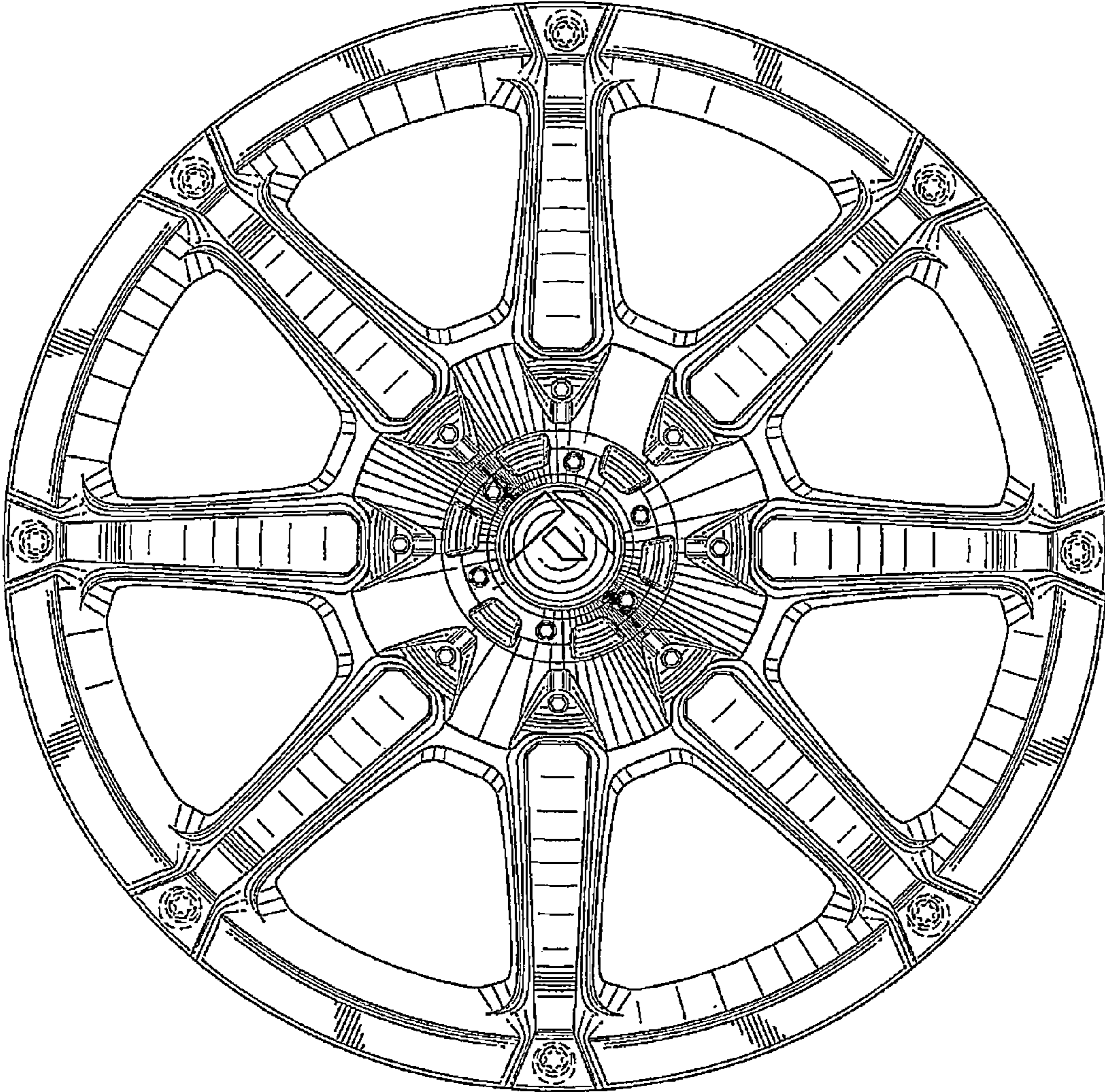


FIG. 3

