



US00D712327S

(12) **United States Design Patent**
Tanaka et al.

(10) **Patent No.:** **US D712,327 S**
(45) **Date of Patent:** **** Sep. 2, 2014**

(54) **REAR DOOR TRIM PANEL FOR AN
AUTOMOBILE**

(75) Inventors: **Senji Tanaka**, Kanagawa (JP); **Atsushi
Satou**, Kanagawa (JP); **Jun Ichimura**,
Kanagawa (JP)

(73) Assignee: **Nissan Motor Co., Ltd.**, Yokohama (JP)

(**) Term: **14 Years**

(21) Appl. No.: **29/431,621**

(22) Filed: **Sep. 10, 2012**

(30) **Foreign Application Priority Data**

Mar. 19, 2012 (JP) 2012-006256

(51) **LOC (10) Cl.** **12-08**

(52) **U.S. Cl.**
USPC **D12/195**

(58) **Field of Classification Search**
USPC D12/195, 193, 414, 190, 196; 180/190;
296/190.01-191, 153, 37.1-37.13,
296/149, 146.1; D15/17, 28; D10/46, 98,
D10/102-103; 49/501-502; D8/302-303;
280/750-752

See application file for complete search history.

(56) **References Cited**

U.S. PATENT DOCUMENTS

D497,337 S * 10/2004 Takagi et al. D12/195
D503,913 S * 4/2005 Wyszogrod D12/195
D518,763 S * 4/2006 Sudo D12/195
D519,429 S * 4/2006 Miyashita D12/195
D519,890 S * 5/2006 Sakae D12/163
D521,917 S * 5/2006 Takagi et al. D12/195
D529,425 S * 10/2006 Maezono et al. D12/195

D533,821 S * 12/2006 Tamagawa et al. D12/195
D534,470 S * 1/2007 Tsuchiya et al. D12/195
D534,849 S * 1/2007 Tamagawa et al. D12/195
7,731,269 B2 * 6/2010 Sakamoto 296/153
D672,298 S 12/2012 Tago et al.
D672,300 S * 12/2012 Matsuda et al. D12/195
D675,142 S * 1/2013 Matsuo et al. D12/195

* cited by examiner

Primary Examiner — Katrina A Betton

(74) *Attorney, Agent, or Firm* — Global IP Counselors, LLP

(57) **CLAIM**

The ornamental design for a rear door trim panel for an automobile, as shown and described.

DESCRIPTION

FIG. 1 is a front elevational view of a rear door trim panel for an automobile in accordance with our new design;
FIG. 2 is a top plan view of the rear door trim panel in accordance with our new design of FIG. 1;
FIG. 3 is a bottom plan view of the rear door trim panel in accordance with our new design of FIGS. 1 to 2;
FIG. 4 is a right side elevational view of the rear door trim panel in accordance with our new design of FIGS. 1 to 3;
FIG. 5 is a left side elevational view of the rear door trim panel in accordance with our new design of FIGS. 1 to 4;
FIG. 6 is a front-right side perspective view of the rear door trim panel in accordance with our new design of FIGS. 1 to 5; and,
FIG. 7 is a front-left side perspective view of the rear door trim panel in accordance with our new design of FIGS. 1 to 6.
The rear view of the rear door trim panel forms no part of the claimed design.
Our new design includes the mirror image of the rear door trim panel shown in FIGS. 1 to 7.

1 Claim, 7 Drawing Sheets





FIG. 1




FIG. 2



FIG. 3




FIG. 4




FIG. 5




FIG. 6



FIG. 7