



US00D712322S

(12) **United States Design Patent**
Kobayashi

(10) **Patent No.:** **US D712,322 S**
(45) **Date of Patent:** **** Sep. 2, 2014**

(54) **REAR BUMPER FOR AUTOMOBILE**

(71) Applicant: **Honda Motor Co., Ltd**, Tokyo (JP)

(72) Inventor: **Masaki Kobayashi**, Wako (JP)

(73) Assignee: **Honda Motor Co., Ltd**, Tokyo (JP)

(**) Term: **14 Years**

(21) Appl. No.: **29/459,024**

(22) Filed: **Jun. 25, 2013**

(30) **Foreign Application Priority Data**

Dec. 28, 2012 (JP) 2012-032040

(51) **LOC (10) Cl.** **12-16**

(52) **U.S. Cl.**
USPC **D12/169**

(58) **Field of Classification Search**
USPC D12/169, 196, 171, 216, 163, 86,
D12/90-92; 293/102, 113, 115, 117, 120;
296/180.1, 180.2

See application file for complete search history.

(56) **References Cited**

U.S. PATENT DOCUMENTS

D644,578 S *	9/2011	Messale	D12/169
D677,202 S *	3/2013	Hamilton et al.	D12/169
D688,990 S *	9/2013	Song et al.	D12/169
D699,164 S *	2/2014	Watabe	D12/169
D701,805 S *	4/2014	Campbell et al.	D12/169

OTHER PUBLICATIONS

Russian Office Action dated Jan. 28, 2014, issued in Russian Design Application No. 2013502360 (2 pages).
Japanese Design Registration No. 1433231, cited in Russian Office Action dated Jan. 28, 2014, issued in Russian Design Application No. 2013502360, w/English translation of the bibliographic data, (6 pages).

* cited by examiner

Primary Examiner — Melody Brown

(74) *Attorney, Agent, or Firm* — Westerman, Hattori, Daniels & Adrian, LLP

(57) **CLAIM**

The ornamental design for a rear bumper for automobile, as shown and described.

DESCRIPTION

FIG. 1 is a perspective view from the front side of a rear bumper for automobile.

FIG. 2 is a front elevation view thereof.

FIG. 3 is a right side elevational view thereof, the left side being a mirror image of right side shown;

FIG. 4 is a top plan view thereof; and,

FIG. 5 is a bottom plan view thereof.

The portions of the rear bumper shown in broken lines are for the purpose of showing environmental structure only and form no part of the claimed design.

1 Claim, 5 Drawing Sheets




FIG. 1

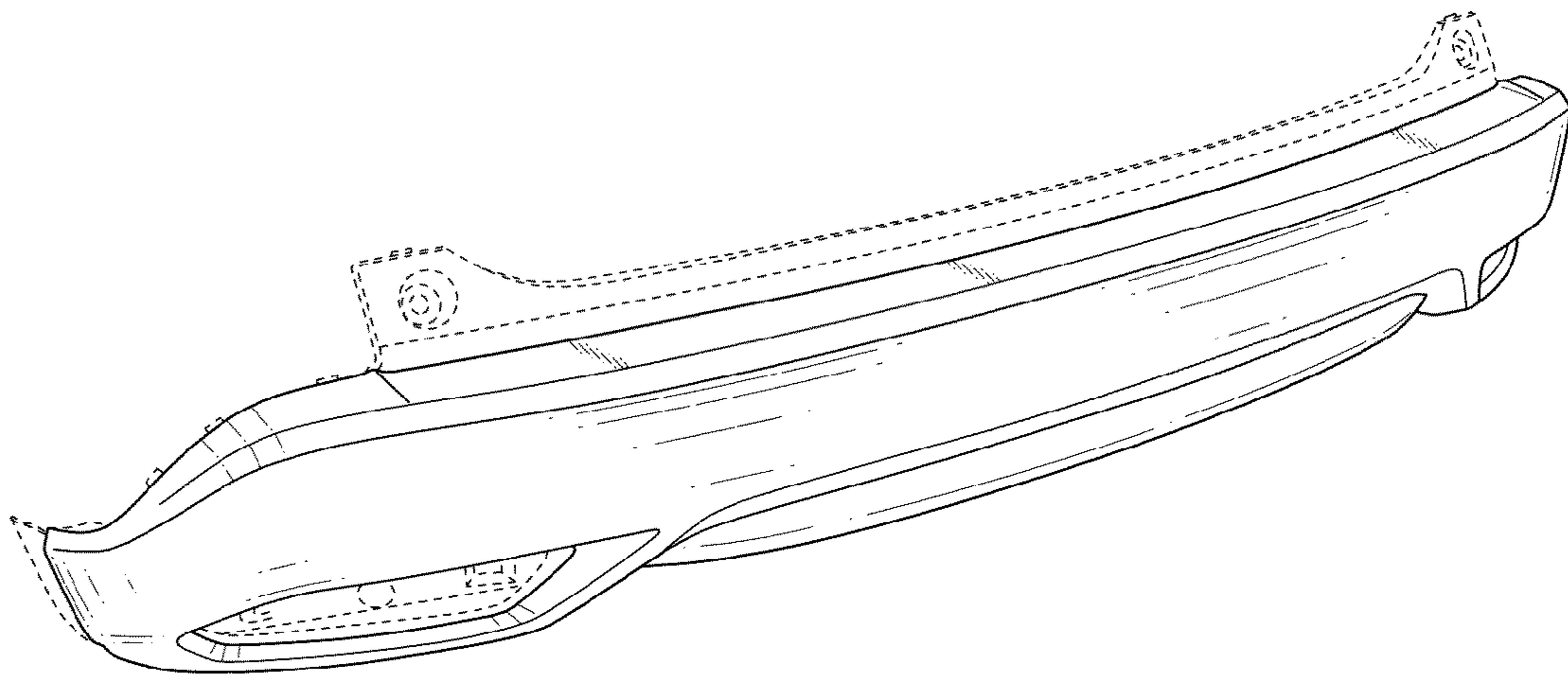


FIG. 2

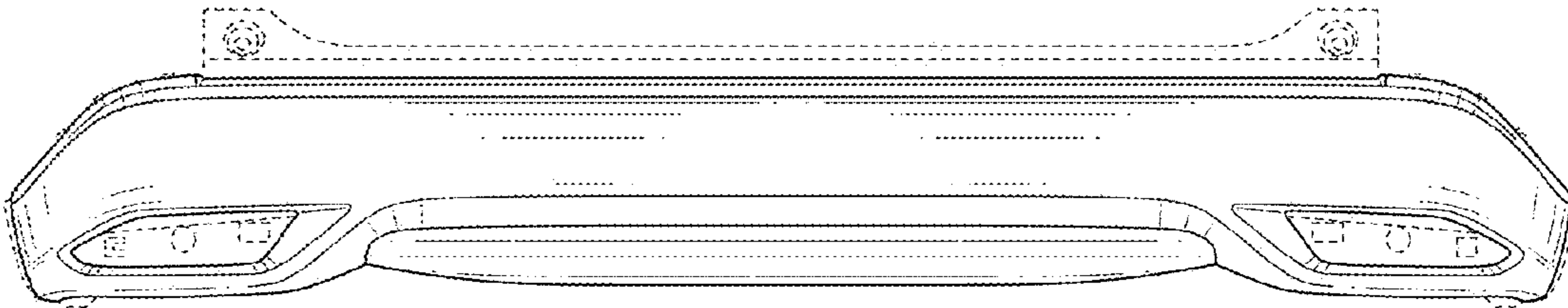


FIG. 3

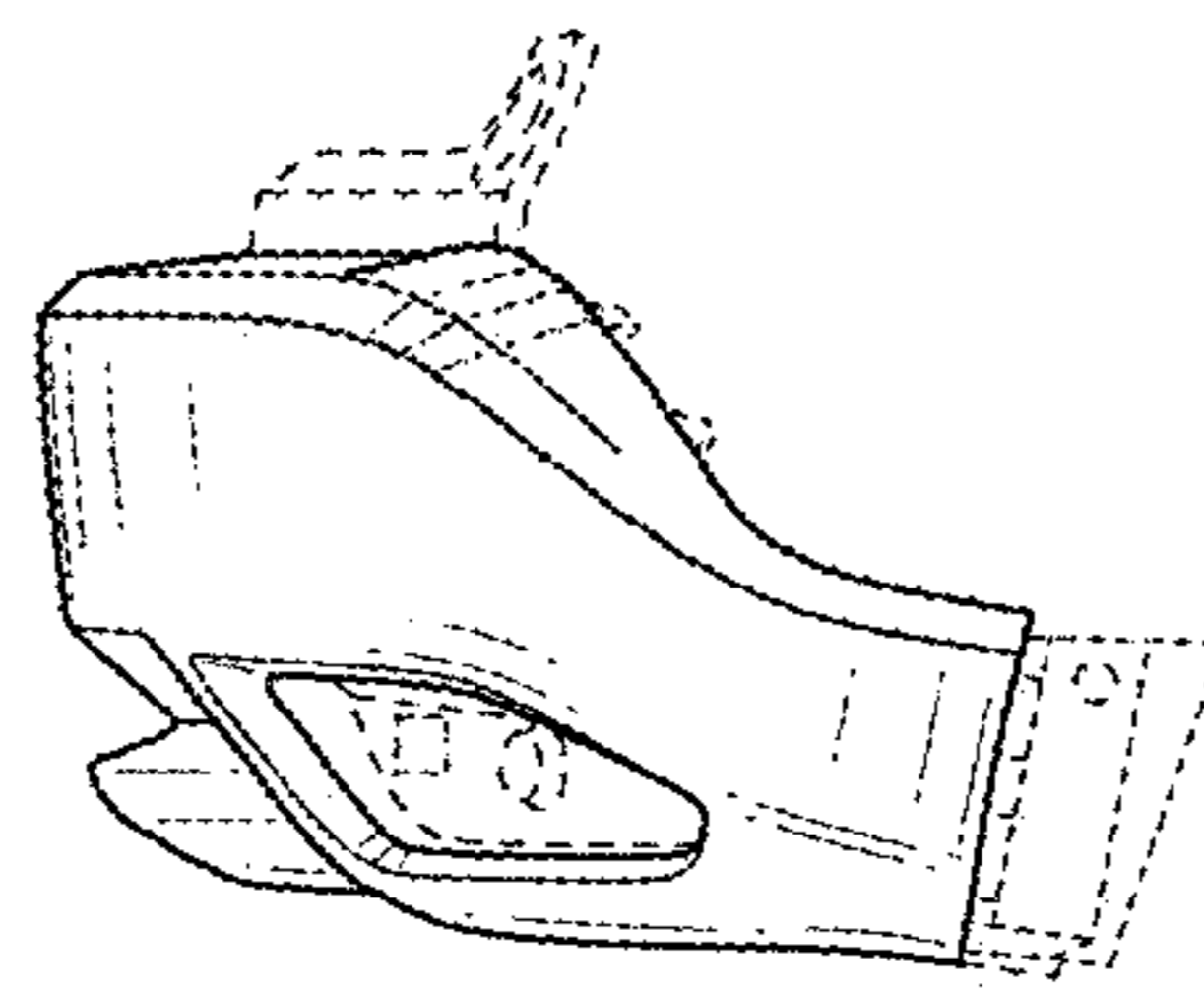


FIG. 4

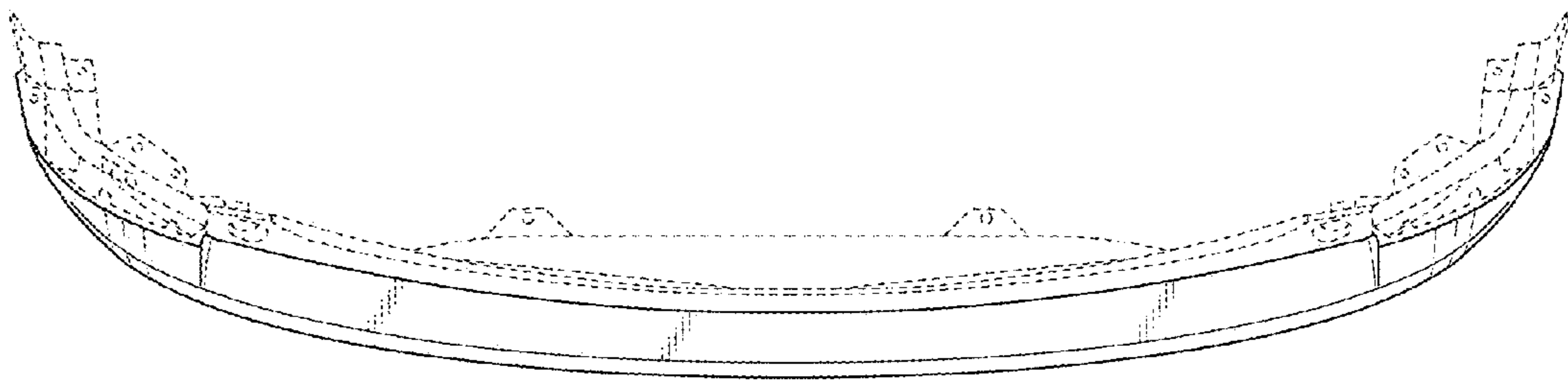


FIG. 5

