



US00D712308S

(12) **United States Design Patent**
Weber et al.

(10) **Patent No.:** **US D712,308 S**

(45) **Date of Patent:** **** Sep. 2, 2014**

(54) **BUTTON COVER**

(71) Applicants: **Laura Weber**, Chester, NJ (US); **Linda Romberger**, Morristown, NJ (US)

(72) Inventors: **Laura Weber**, Chester, NJ (US); **Linda Romberger**, Morristown, NJ (US)

(**) Term: **14 Years**

(21) Appl. No.: **29/437,602**

(22) Filed: **Nov. 19, 2012**

(51) **LOC (10) Cl.** **02-07**

(52) **U.S. Cl.**
USPC **D11/222**

(58) **Field of Classification Search**
USPC D11/200–237; D6/601, 607, 610–611;
24/90.5, 113 MP, 113 R; 40/315;
63/1.17, 14.1, 33, 1.18
See application file for complete search history.

(56) **References Cited**

U.S. PATENT DOCUMENTS

581,111	A *	4/1897	Goodwin	40/315
834,943	A *	11/1906	Steinberg	24/90.5
1,678,265	A *	7/1928	Myers et al.	24/113 MP
1,774,033	A *	8/1930	Harrison et al.	24/113 MP
2,751,654	A *	6/1956	Armbruster	24/113 MP
2,880,487	A *	4/1959	Ryan	24/113 MP
3,316,601	A *	5/1967	Ryan	24/113 R
3,343,230	A *	9/1967	Darvie	24/113 R
3,777,336	A *	12/1973	Anderson	24/113 MP
3,934,313	A *	1/1976	Hocq	24/113 MP
4,969,241	A *	11/1990	Griffin	24/113 R
5,337,584	A *	8/1994	Angeli	63/1.17
5,379,611	A *	1/1995	Impagliazzo	63/14.1

(Continued)

Primary Examiner — T. Chase Nelson

Assistant Examiner — Mark Cavanna

(74) *Attorney, Agent, or Firm* — Mark R. Malek; Zies Widerman & Malek

(57) **CLAIM**

The ornamental design for a button cover, as shown and described.

DESCRIPTION

FIG. 1 is a perspective view of a button cover according to the present invention.

FIG. 2 is a front elevation view of the button cover illustrated in FIG. 1.

FIG. 3 is a side elevation view of the button cover illustrated in FIG. 1.

FIG. 4 is a top plan view of the button cover illustrated in FIG. 1.

FIG. 5 is a bottom plan view of the button cover illustrated in FIG. 1.

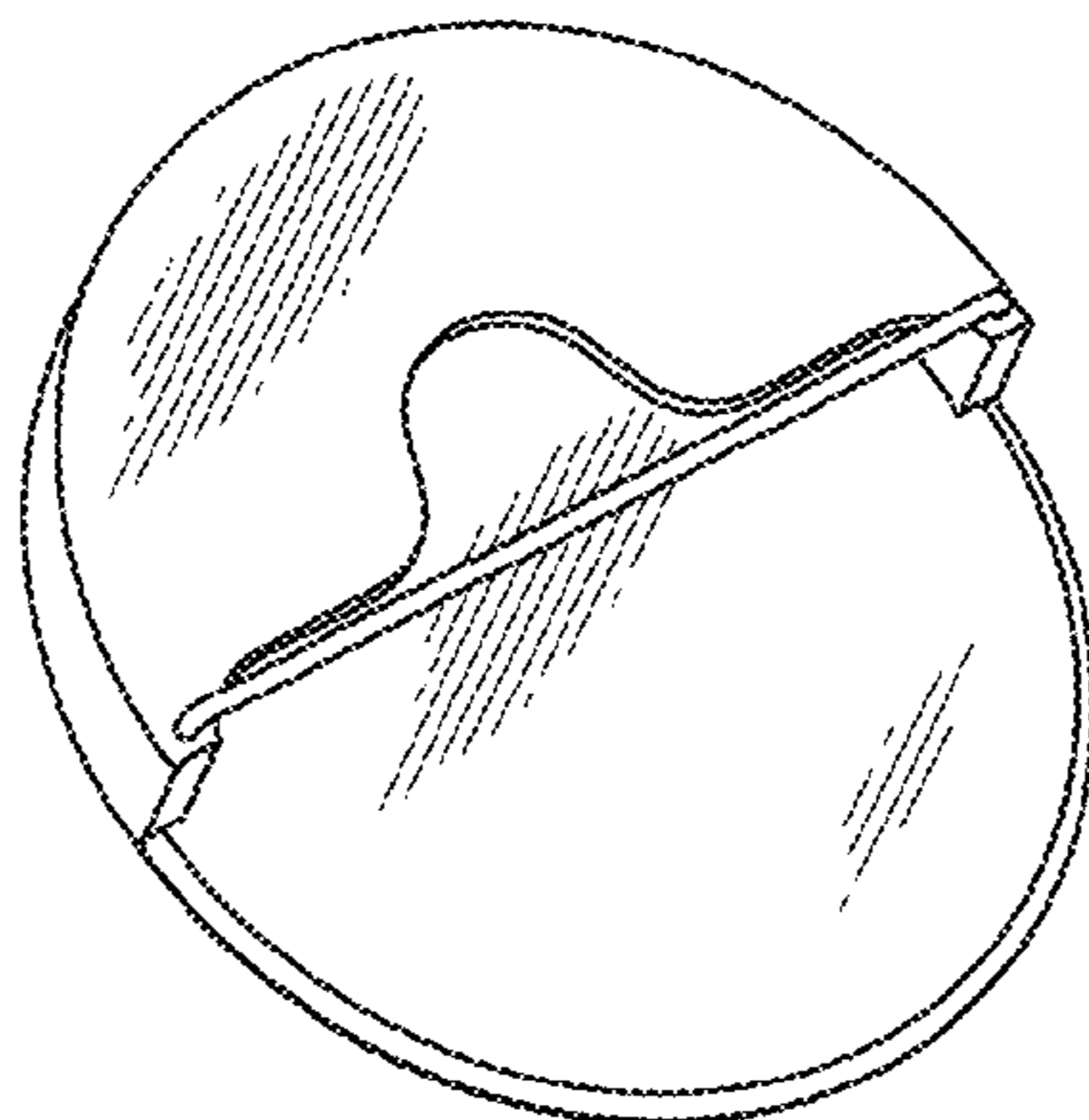
FIG. 6 is a perspective view of the button cover illustrated in FIG. 1 showing the button cover being adapted to matingly connect to a clip member, wherein the dashed lines depict a clip member that is adapted to engage the button cover, but is not a claimed feature of the present invention.

FIG. 7 is a perspective view of the button cover illustrated in FIG. 1 showing the button cover being adapted to matingly connect to a clip member on one side and matingly connect to an ornamental flower on the other side, wherein the dashed lines depict the clip member illustrated in FIG. 6 and the ornamental flower to be connected to a portion of the button cover, but are not claimed features of the present invention.

FIG. 8 is a perspective view of the button cover illustrated in FIG. 1 showing the button cover adapted to matingly connect to a button on a pair of pants on one side and matingly connect to an ornamental flower on the other side, wherein the dashed lines depict a button on a pair of pants to which the button cover is to be matingly engaged, and the flower to be matingly connected to a portion of the button cover, but are not claimed features of the present invention; and,

FIG. 9 is a perspective view of an ornamental flower connected to the button cover of the present invention, the button cover connected to the clip member illustrated in FIG. 6, and the clip member being connected to a handbag, wherein the dashed lines are not claimed features of the present invention.

1 Claim, 3 Drawing Sheets



(56)

References Cited

U.S. PATENT DOCUMENTS

5,394,719 A * 3/1995 Fang 63/33
5,621,951 A * 4/1997 Gould 24/113 R
D396,202 S * 7/1998 Lindsay D11/228
5,901,417 A * 5/1999 Alexiou 24/90.5

D475,322 S * 6/2003 Ouellette et al. D11/222
2004/0226145 A1 * 11/2004 Ouellette et al. 24/113 MP
2011/0000052 A1 * 1/2011 Suter 24/113 R
2011/0277502 A1 * 11/2011 Welikson 63/1.18
2012/0117763 A1 * 5/2012 Patel 24/113 R
2012/0240356 A1 * 9/2012 Nathanson 24/113 R

* cited by examiner

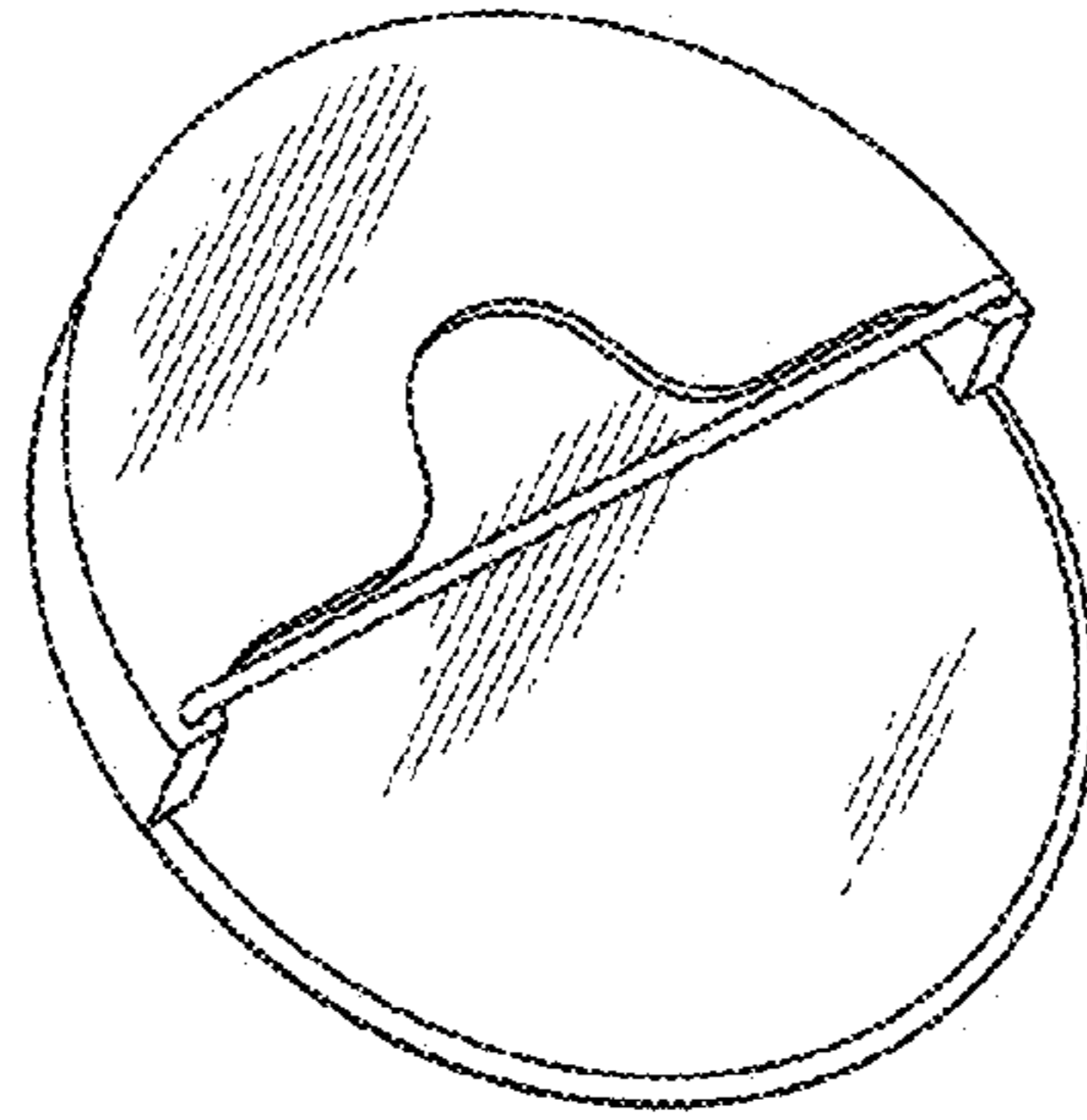


Fig. 1

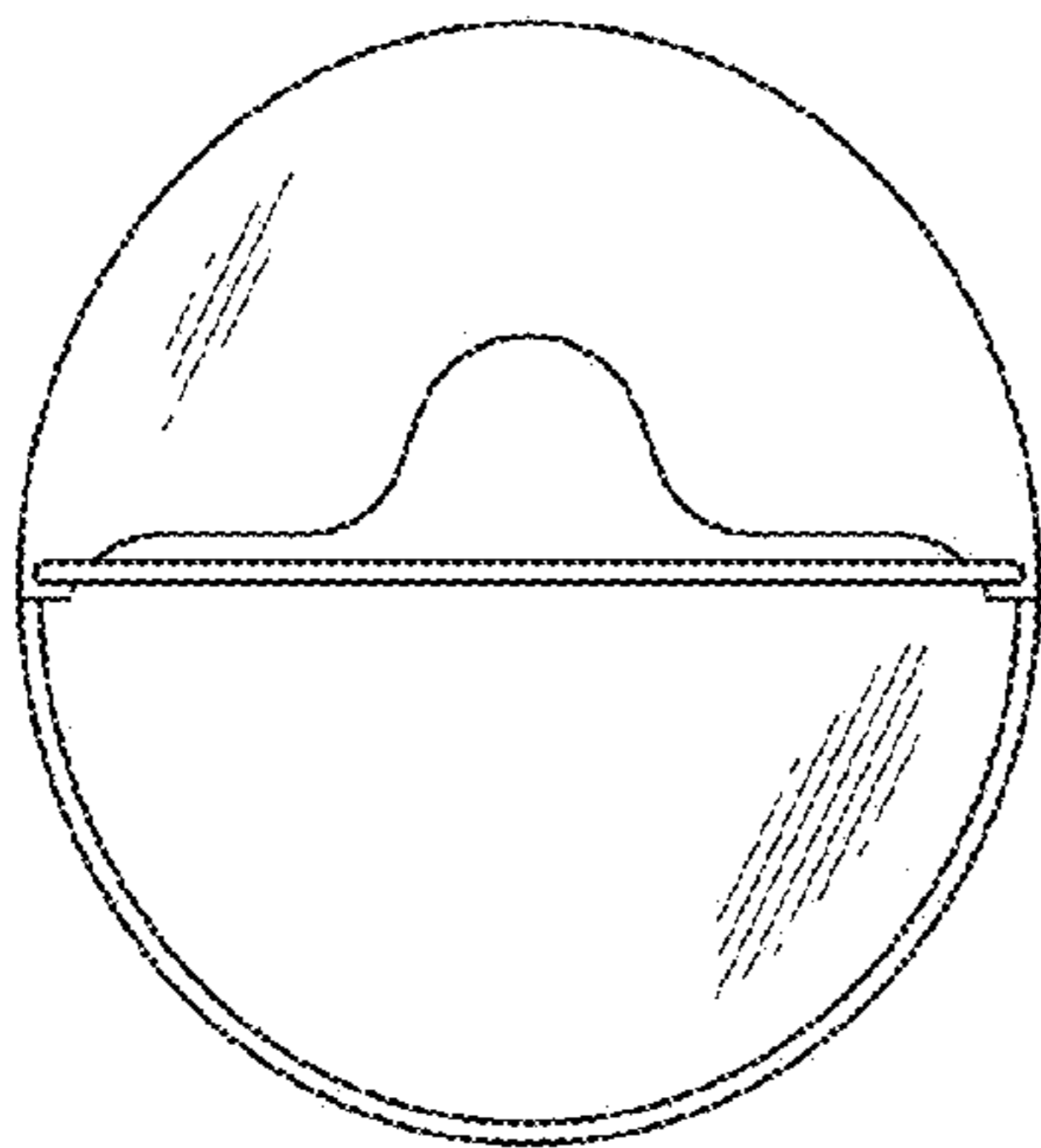


Fig. 2

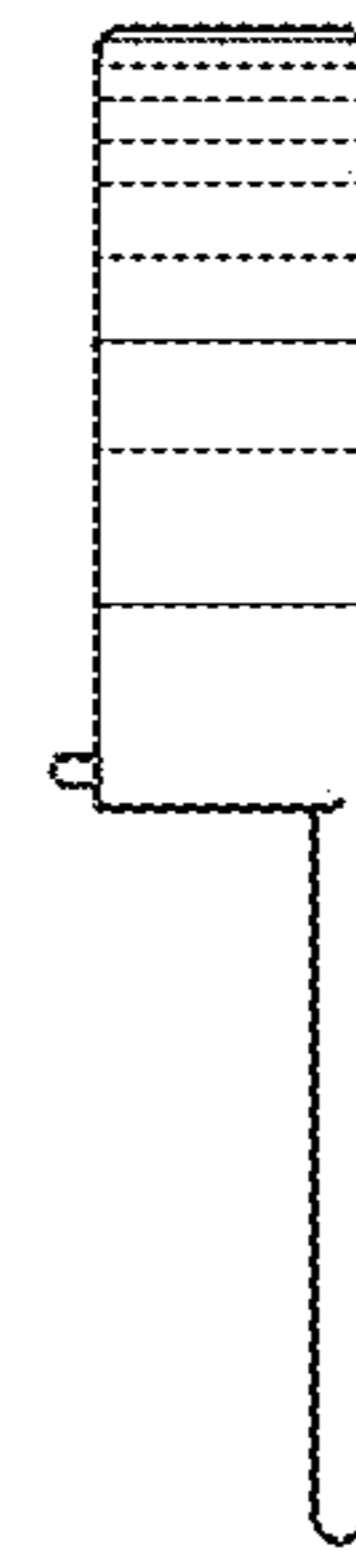


Fig. 3



Fig. 4

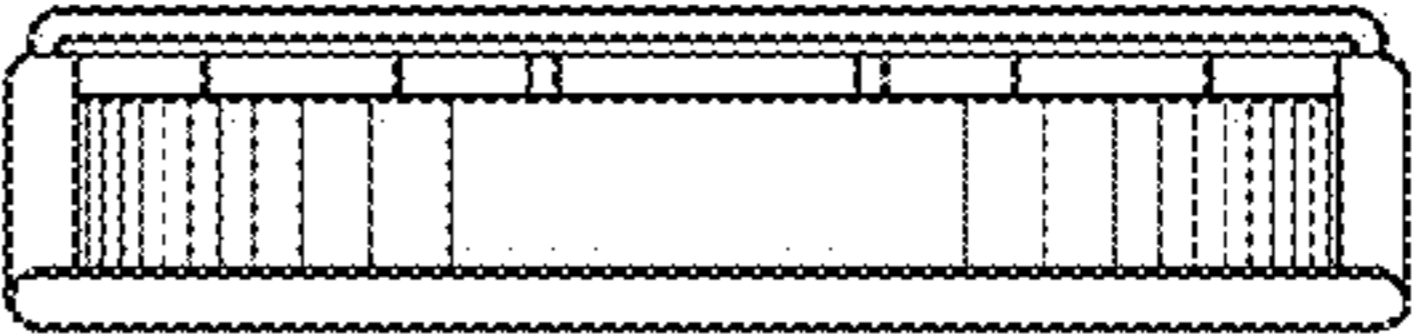


Fig. 5

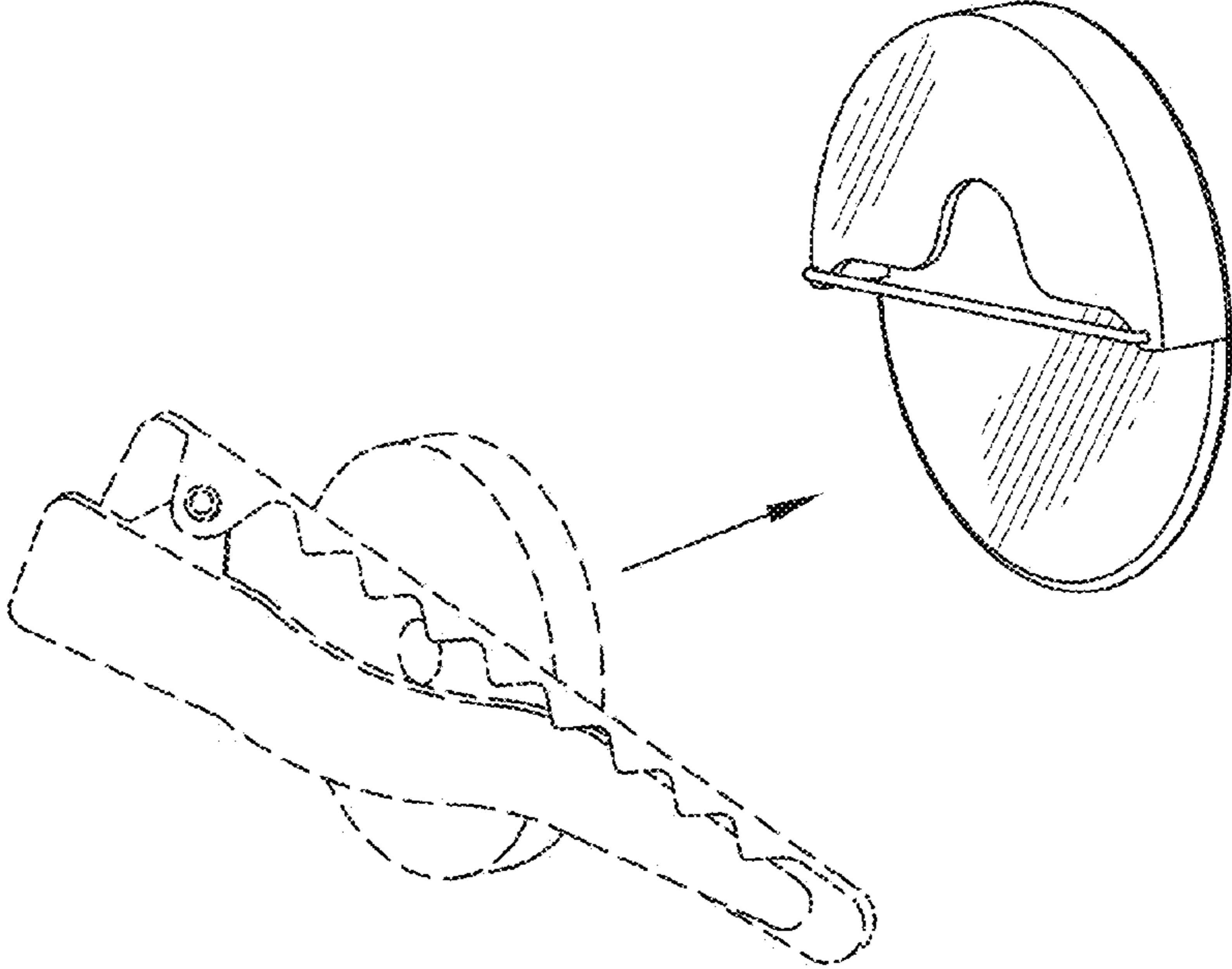


Fig. 6

