



US00D712306S

(12) **United States Design Patent**  
**Fildan et al.**

(10) **Patent No.:** **US D712,306 S**

(45) **Date of Patent:** **\*\* Sep. 2, 2014**

- (54) **LINGERIE SLIDE**
- (71) Applicants: **Gerhard Fildan**, Vienna (AT); **Karl Wanzenboeck**, Teesdorf (AT)
- (72) Inventors: **Gerhard Fildan**, Vienna (AT); **Karl Wanzenboeck**, Teesdorf (AT)
- (73) Assignee: **Fildan Accessories (HK) Ltd.**, Kwun Tong Kowloon (HK)
- (\*\*) Term: **14 Years**
- (21) Appl. No.: **29/455,667**
- (22) Filed: **May 23, 2013**
- (51) **LOC (10) Cl.** ..... **02-07**
- (52) **U.S. Cl.**  
USPC ..... **D11/218**
- (58) **Field of Classification Search**  
USPC ..... D11/1, 2, 200–219, 222–237; 24/163 R,  
24/169–171, 173, 177–179, 191, 194–195,  
24/197, 200, 614–616, 625  
See application file for complete search history.

D267,909	S	*	2/1983	Fildan	.....	D11/218
D322,234	S	*	12/1991	Fildan	.....	D11/218
D337,745	S	*	7/1993	Fildan	.....	D11/200
D349,473	S	*	8/1994	Fildan	.....	D11/212
D352,681	S	*	11/1994	Fildan	.....	D11/218
D356,525	S	*	3/1995	Fildan	.....	D11/218
5,785,146	A	*	7/1998	Palmer	.....	182/3
6,056,625	A	*	5/2000	Fildan	.....	450/86
6,056,626	A	*	5/2000	Fildan	.....	450/86
6,059,634	A	*	5/2000	Fildan	.....	450/86
6,449,810	B1	*	9/2002	Kuwayama	.....	24/115 H
D471,132	S	*	3/2003	Murata	.....	D11/218
D475,653	S	*	6/2003	Fildan et al.	.....	D11/216
6,701,582	B1	*	3/2004	Milburn	.....	24/72.1
D608,688	S	*	1/2010	Dalzell et al.	.....	D11/218
D612,765	S	*	3/2010	Fildan et al.	.....	D11/218
D653,169	S	*	1/2012	Lo	.....	D11/218
D693,580	S	*	11/2013	Baker	.....	D3/328
2011/0167540	A1	*	7/2011	Little	.....	2/312

\* cited by examiner

*Primary Examiner* — Ralf Seifert

(74) *Attorney, Agent, or Firm* — Andrew Wilford

(57) **CLAIM**

The ornamental design for a lingerie slide, as shown and described.

**DESCRIPTION**

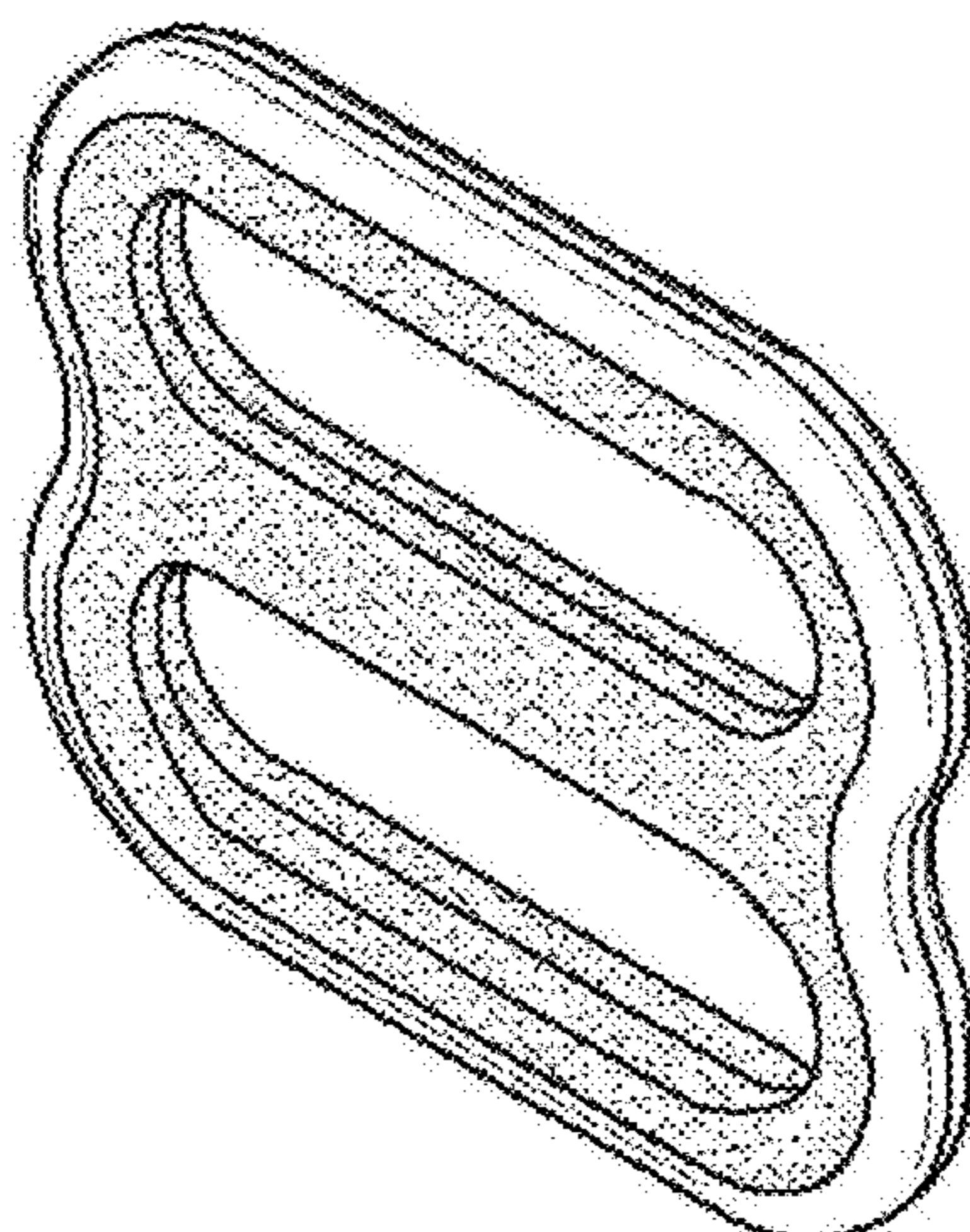
FIG. 1 is a front elevational view of a lingerie-strap slide, the back view being identical, the stippling in all figures representing a matte finish while the rest of the structures are shiny; FIG. 2 is a side edge view of the slide, both side edge views being identical; FIG. 3 is a cross-sectional view taken along the lines 3-3 of FIG. 1; FIG. 4 is a top edge view of the slide, the bottom edge view being identical; and, FIG. 5 is a perspective view of the slide.

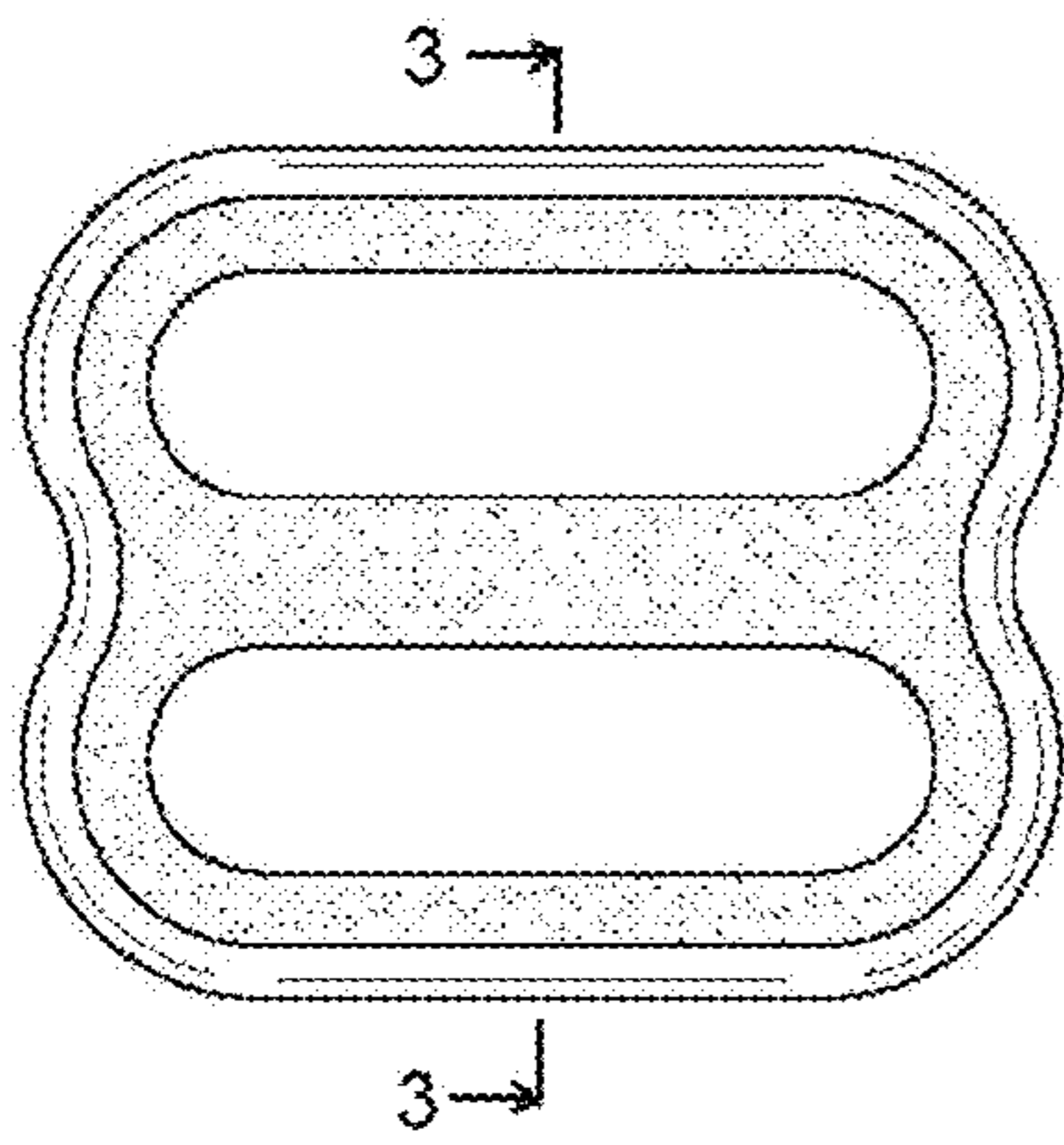
**1 Claim, 1 Drawing Sheet**

(56) **References Cited**


**U.S. PATENT DOCUMENTS**

80,435	A	*	7/1868	Way	.....	411/531
D22,868	S	*	11/1893	Adams	.....	D11/216
1,147,955	A	*	7/1915	Langhammer	.....	24/198
1,602,305	A	*	10/1926	Helm	.....	24/72.5
1,781,078	A	*	11/1930	Place	.....	24/197
1,781,673	A	*	11/1930	Benzion	.....	2/303
1,934,951	A	*	11/1933	Schaefer	.....	24/186
2,258,957	A	*	10/1941	Orenbach	.....	24/200
D133,265	S	*	8/1942	Kasen	.....	D11/218
2,783,517	A	*	3/1957	Bernstein	.....	24/191
3,077,650	A	*	2/1963	Horne	.....	24/200
3,170,210	A	*	2/1965	Frew	.....	24/601.7
3,453,697	A	*	7/1969	Berzeny, Sr.	.....	24/66.9





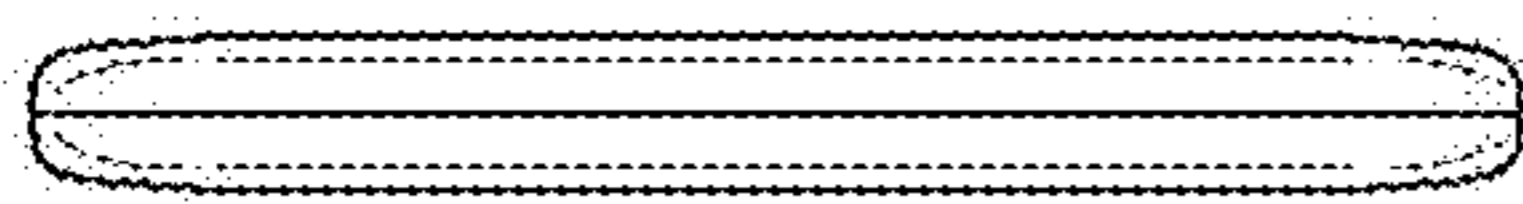
**Fig. 1**



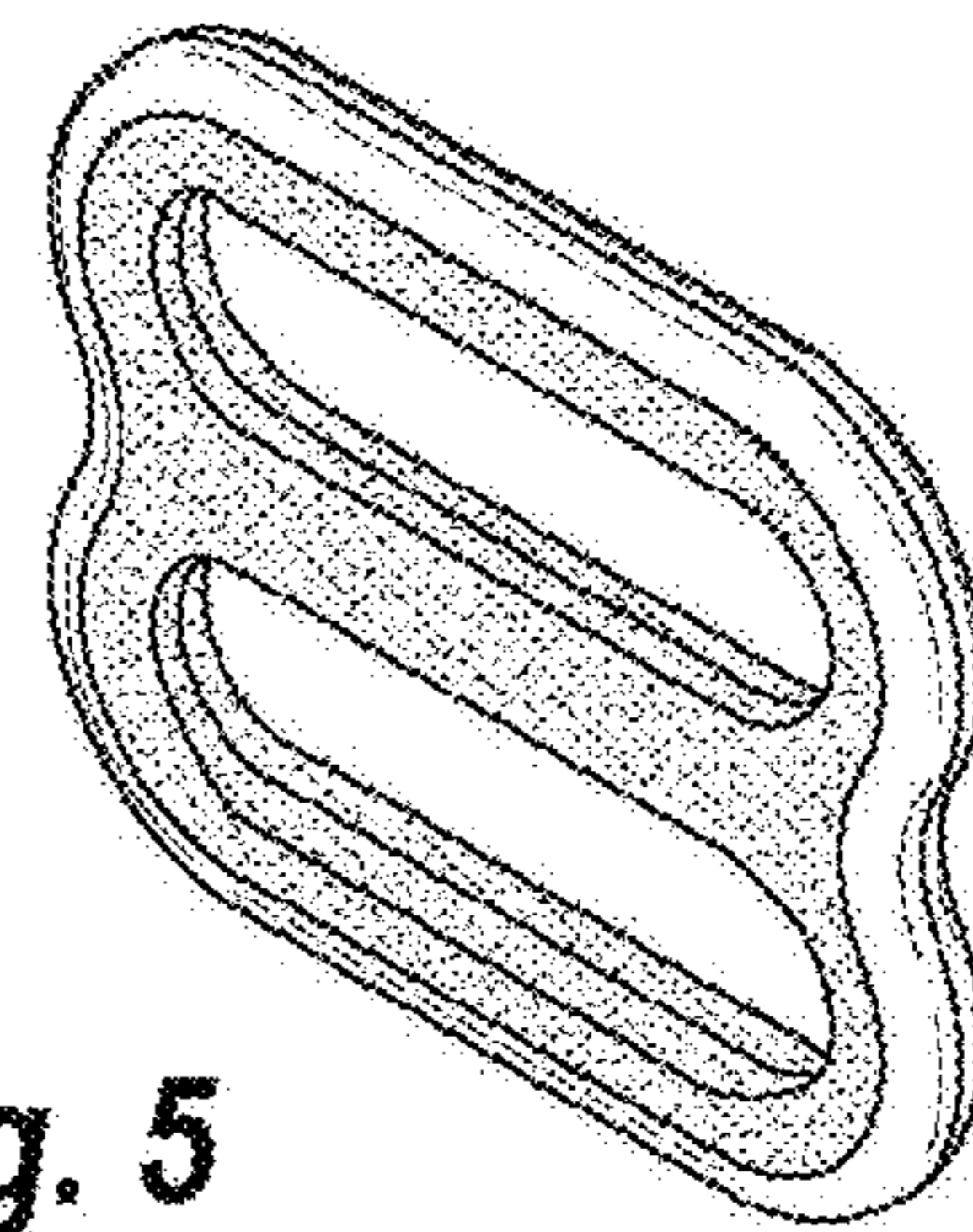
**Fig. 2**



**Fig. 3**



**Fig. 4**



**Fig. 5**