



US00D712305S

(12) **United States Design Patent**
Howard

(10) **Patent No.:** **US D712,305 S**
(45) **Date of Patent:** **** Sep. 2, 2014**

(54) **CROSS SHAPED CHRISTMAS DECORATION**

(71) Applicant: **Darren Howard**, Portage, MI (US)

(72) Inventor: **Darren Howard**, Portage, MI (US)

(**) Term: **14 Years**

(21) Appl. No.: **29/455,377**

(22) Filed: **May 20, 2013**

(51) **LOC (10) Cl.** **11-05**

(52) **U.S. Cl.**
USPC **D11/125**

(58) **Field of Classification Search**
CPC A47G 33/02; A47G 33/00; A47G 33/008;
A47G 33/08; A44C 25/00; A44C 25/005;
A01G 5/02; A01G 5/04; B44C 5/06; A41G
1/00; A41G 1/04
USPC D11/117, 121, 122, 124, 125, 131, 132,
D11/133, 157, 96, 175, 120; D99/25, 27;
428/3, 7, 8, 9, 10, 12, 15, 17, 21, 22;
434/245

See application file for complete search history.

(56) **References Cited**

U.S. PATENT DOCUMENTS

274,006	A *	3/1883	Kuehn	248/27.8
600,313	A *	3/1898	Hayes	428/27
1,980,708	A *	11/1934	Sxel	362/121
2,114,194	A *	4/1938	Sadacca	362/362
2,158,531	A *	5/1939	Brennan	206/19
2,366,377	A *	1/1945	Zois	47/41.12
2,721,398	A *	10/1955	Alonso et al.	434/246
D182,431	S *	4/1958	Moessen	D11/120
D370,282	S *	5/1996	Grether	D26/4
D386,714	S *	11/1997	Ritter	D11/121
5,693,380	A *	12/1997	O'Connell	428/3
D402,586	S *	12/1998	Johnson et al.	D11/131
D429,351	S *	8/2000	Grether	D26/25
D431,206	S *	9/2000	Byers	D11/125

D444,730	S *	7/2001	Byers	D11/125
D508,580	S *	8/2005	Norris et al.	D26/67
D540,817	S *	4/2007	Milstein	D14/480.2
D555,535	S *	11/2007	Mantor	D11/149
D564,682	S *	3/2008	Voss	D26/25
D601,921	S *	10/2009	Caruso	D11/124
D618,135	S *	6/2010	Horst	D11/157
D619,926	S *	7/2010	Letney	D11/157
D638,605	S *	5/2011	Schmitcke et al.	D99/27
D639,701	S *	6/2011	Ditty	D11/96
D641,652	S *	7/2011	Baxa	D11/96
D658,908	S *	5/2012	Kroll	D6/450
D659,430	S *	5/2012	Kroll	D6/450
D659,431	S *	5/2012	Kroll	D6/450
D659,432	S *	5/2012	Kroll	D6/450
D661,864	S *	6/2012	Swayzer	D99/27
D666,120	S *	8/2012	Austin	D11/96

(Continued)

Primary Examiner — Elizabeth J Oswecki


(57) **CLAIM**

The ornamental design for a cross shaped Christmas decoration, as shown and described.

DESCRIPTION

FIG. 1 is a perspective view of a cross shaped Christmas decoration showing my new design;
FIG. 2 is a front elevational view thereof;
FIG. 3 is a rear elevational view thereof;
FIG. 4 is a right-side elevational view thereof;
FIG. 5 is a left-side elevational view thereof;
FIG. 6 is a bottom plan view thereof;
FIG. 7 is a top plan view thereof; and,
FIG. 8 is a perspective view thereof wherein a plurality of base legs shown in broken lines are attached to the cross shaped frame for the purpose of supporting the cross shaped Christmas decoration in an upright orientation.
The broken lines showing the supporting legs in FIG. 8 are included for the purpose of showing environmental structure and forms no part of the claimed design.

1 Claim, 8 Drawing Sheets



US D712,305 S

Page 2

(56)

References Cited

U.S. PATENT DOCUMENTS

D671,770 S * 12/2012 Kroll D6/674
D686,385 S * 7/2013 Letney D99/27

D696,813 S * 12/2013 Odisho et al. D26/125
D699,285 S * 2/2014 Kroll et al. D19/24
2009/0151392 A1* 6/2009 Fossas 63/1.14

* cited by examiner




FIG. 1




FIG. 2




FIG. 3



FIG. 4



FIG. 5




FIG. 6




FIG. 7




FIG. 8