



US00D712304S

(12) **United States Design Patent**
Hatfield

(10) **Patent No.:** **US D712,304 S**

(45) **Date of Patent:** **** Sep. 2, 2014**

(54) **RELIGIOUS JEWELRY**

(71) Applicant: **Charles Lee Hatfield**, Sebring, FL (US)

(72) Inventor: **Charles Lee Hatfield**, Sebring, FL (US)

(**) Term: **14 Years**

(21) Appl. No.: **29/450,962**

(22) Filed: **Mar. 26, 2013**

(51) **LOC (10) Cl.** **11-03**

(52) **U.S. Cl.**
USPC **D11/95**

(58) **Field of Classification Search**
USPC D11/1, 2, 8, 40-49, 95-116, 131, 157,
D11/79-81; 63/1.11, 1.12, 1.13, 1.14, 1.16,
63/1.18, 13, 14.1, 20, 35, 39; 40/633;
D99/25, 27

See application file for complete search history.

(56) **References Cited**

U.S. PATENT DOCUMENTS

| | | | |
|--------------|--------|----------|---------|
| D23,961 S | 1/1895 | Payne | |
| 2,156,833 A | 5/1939 | Bangs | |
| D245,680 S * | 9/1977 | Klitzner | D11/104 |
| D268,652 S * | 4/1983 | Rousseau | D11/102 |
| D282,354 S | 1/1986 | Merrels | |
| D302,533 S * | 8/1989 | Hagee | D11/105 |
| D319,415 S * | 8/1991 | Johnston | D11/95 |

| | | | |
|--------------|---------|------------------|---------|
| D382,832 S * | 8/1997 | Burris | D11/112 |
| D418,080 S | 12/1999 | Oak | |
| D449,791 S * | 10/2001 | Clark | D11/101 |
| D479,808 S * | 9/2003 | Richter | D11/101 |
| D482,986 S * | 12/2003 | Ortega | D11/95 |
| D556,625 S * | 12/2007 | Martorano et al. | D11/101 |
| D569,300 S * | 5/2008 | Glinberg | D11/96 |
| D615,448 S * | 5/2010 | Jederman et al. | D11/107 |
| D679,625 S * | 4/2013 | McSwain | D11/96 |

* cited by examiner

Primary Examiner — T. Chase Nelson

Assistant Examiner — Mark Cavanna

(57) **CLAIM**

The ornamental design for the religious jewelry, as shown and described.

DESCRIPTION

FIG. 1 is a front view of the religious jewelry showing my new design.

FIG. 2 is a side view thereof.

FIG. 3 is back view thereof.

FIG. 4 is an isometric view thereof.

FIG. 5 is a front view of the religious jewelry.

FIG. 6 is a cross sectional view of the religious jewelry taken along 5-5 in FIG. 5; and,

FIG. 7 is an enlarged detail view from the identified area in FIG. 5.

The dotted lines outlining the continents form part of the claimed design.

1 Claim, 2 Drawing Sheets






Figure 4

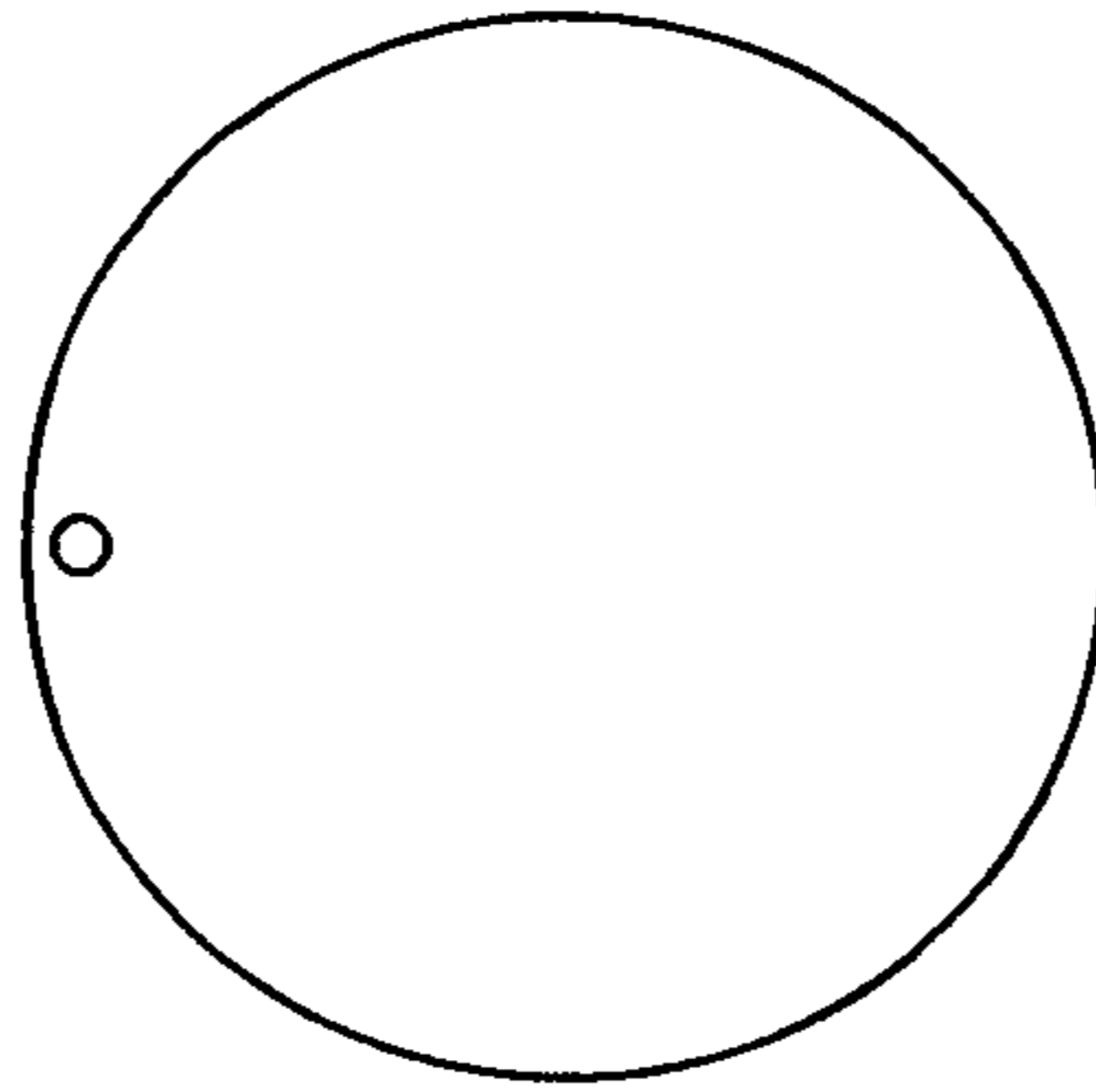


Figure 3



Figure 1



Figure 2



Figure 5



Figure 6

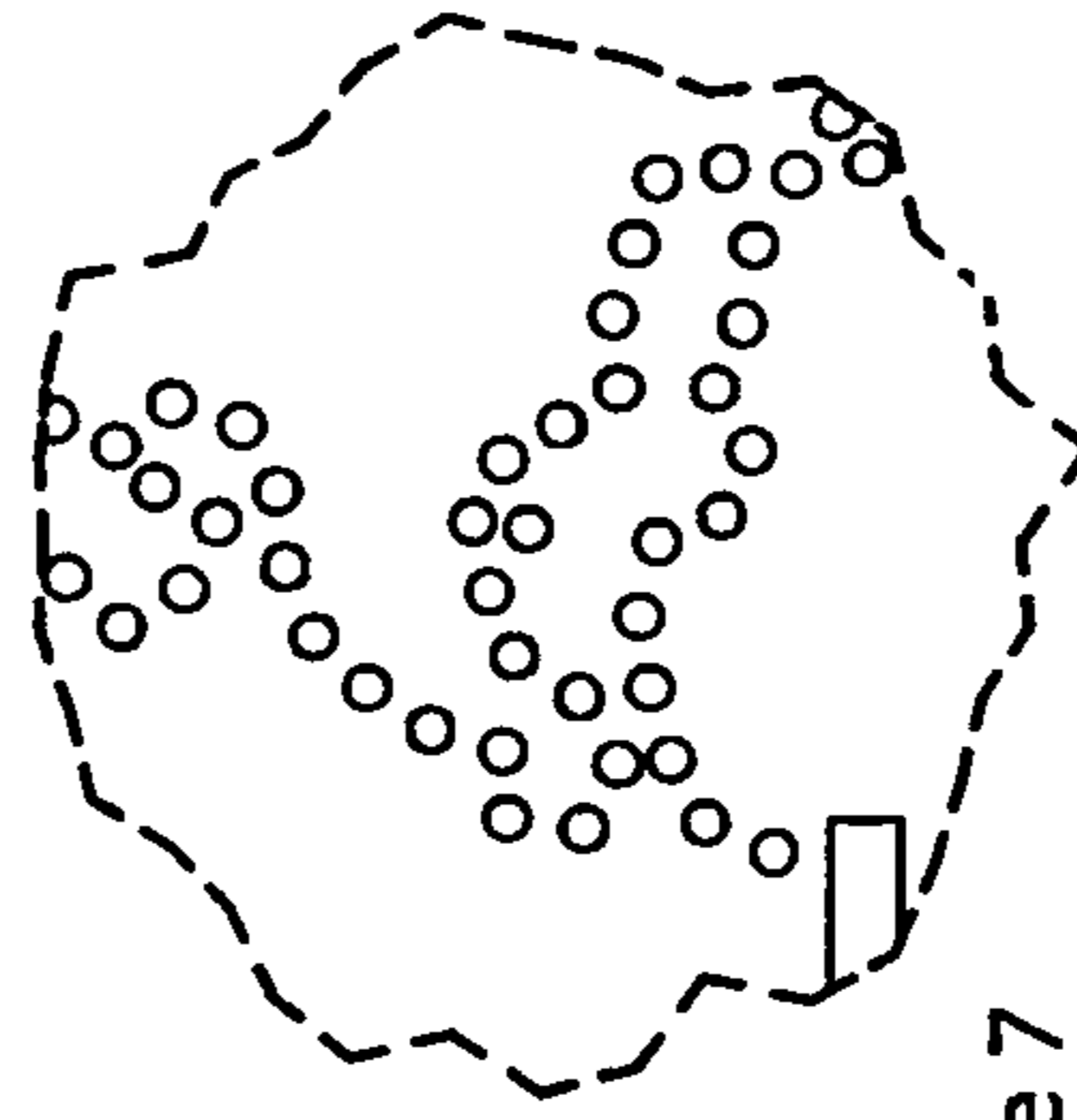


Figure 7