



US00D712303S

(12) **United States Design Patent**  
**Dholakiya**

(10) **Patent No.:** **US D712,303 S**

(45) **Date of Patent:** **\*\* Sep. 2, 2014**

(54) **GEMSTONE SETTING**

(71) Applicant: **Hasmukh Dholakiya**, North Bergen, NJ  
(US)

(72) Inventor: **Hasmukh Dholakiya**, North Bergen, NJ  
(US)

(\*\*) Term: **14 Years**

(21) Appl. No.: **29/482,071**

(22) Filed: **Feb. 13, 2014**

(51) **LOC (10) Cl.** ..... **11-01**

(52) **U.S. Cl.**  
USPC ..... **D11/91**

(58) **Field of Classification Search**  
USPC ..... D11/1, 2, 8-92; 63/12, 13, 14, 18,  
63/26-28, 29.1, 29.2, 31, 32, 1.11

See application file for complete search history.

(56) **References Cited**

**U.S. PATENT DOCUMENTS**

D508,868 S *	8/2005	Pinto et al.	.....	D11/92
D642,087 S *	7/2011	Kothari	.....	D11/91
D643,327 S *	8/2011	Kothari	.....	D11/91
D643,767 S *	8/2011	Kothari	.....	D11/34
D650,307 S *	12/2011	Roehl et al.	.....	D11/91
D650,308 S *	12/2011	Roehl et al.	.....	D11/91
D654,394 S *	2/2012	Kothari	.....	D11/91
D666,521 S *	9/2012	Yakubovich et al.	.....	D11/91
D666,522 S *	9/2012	Dholakiya	.....	D11/91
D674,315 S *	1/2013	Dholakiya	.....	D11/91

D677,599 S *	3/2013	Dholakiya	.....	D11/91
D680,896 S *	4/2013	Wong et al.	.....	D11/91
D680,897 S *	4/2013	Li	.....	D11/91
D680,898 S *	4/2013	Dholakiya	.....	D11/91
D697,451 S *	1/2014	Dholakiya	.....	D11/91
D697,831 S *	1/2014	Dholakiya	.....	D11/91
D699,146 S *	2/2014	Dholakiya	.....	D11/91
D703,090 S *	4/2014	Dholakiya	.....	D11/91
D703,091 S *	4/2014	Dholakiya	.....	D11/91
2009/0056376 A1 *	3/2009	Lin	.....	63/28
2009/0090132 A1 *	4/2009	Dholakiya	.....	63/12

\* cited by examiner

*Primary Examiner* — Garth Rademaker

*Assistant Examiner* — Melanie Pellegrini

(74) *Attorney, Agent, or Firm* — Jennifer Meredith, Esq.;  
Meredith & Keyhani, PLLC

(57) **CLAIM**

The ornamental design for a gemstone setting, as shown and described.

**DESCRIPTION**

FIG. 1 is a top perspective view of a gemstone setting showing my new design;

FIG. 2 is a side elevational view thereof;

FIG. 3 is a front elevational view thereof;

FIG. 4 is a top plan view thereof;

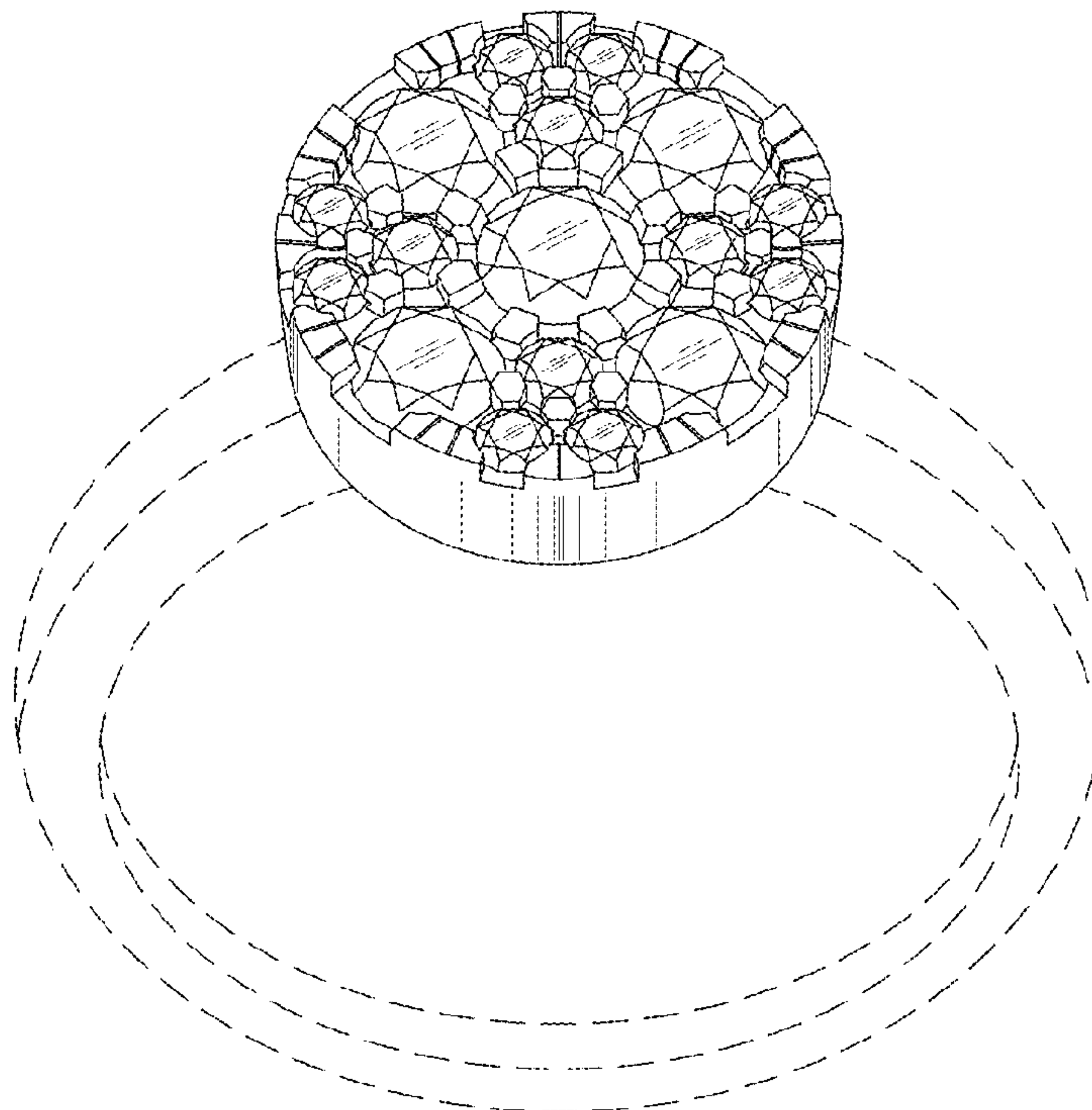
FIG. 5 is a bottom plan view thereof;

FIG. 6 is a top perspective view thereof; and,

FIG. 7 is another top perspective view thereof.

The broken lines shown in the drawings represent environment and form no part of the claimed design.

**1 Claim, 3 Drawing Sheets**



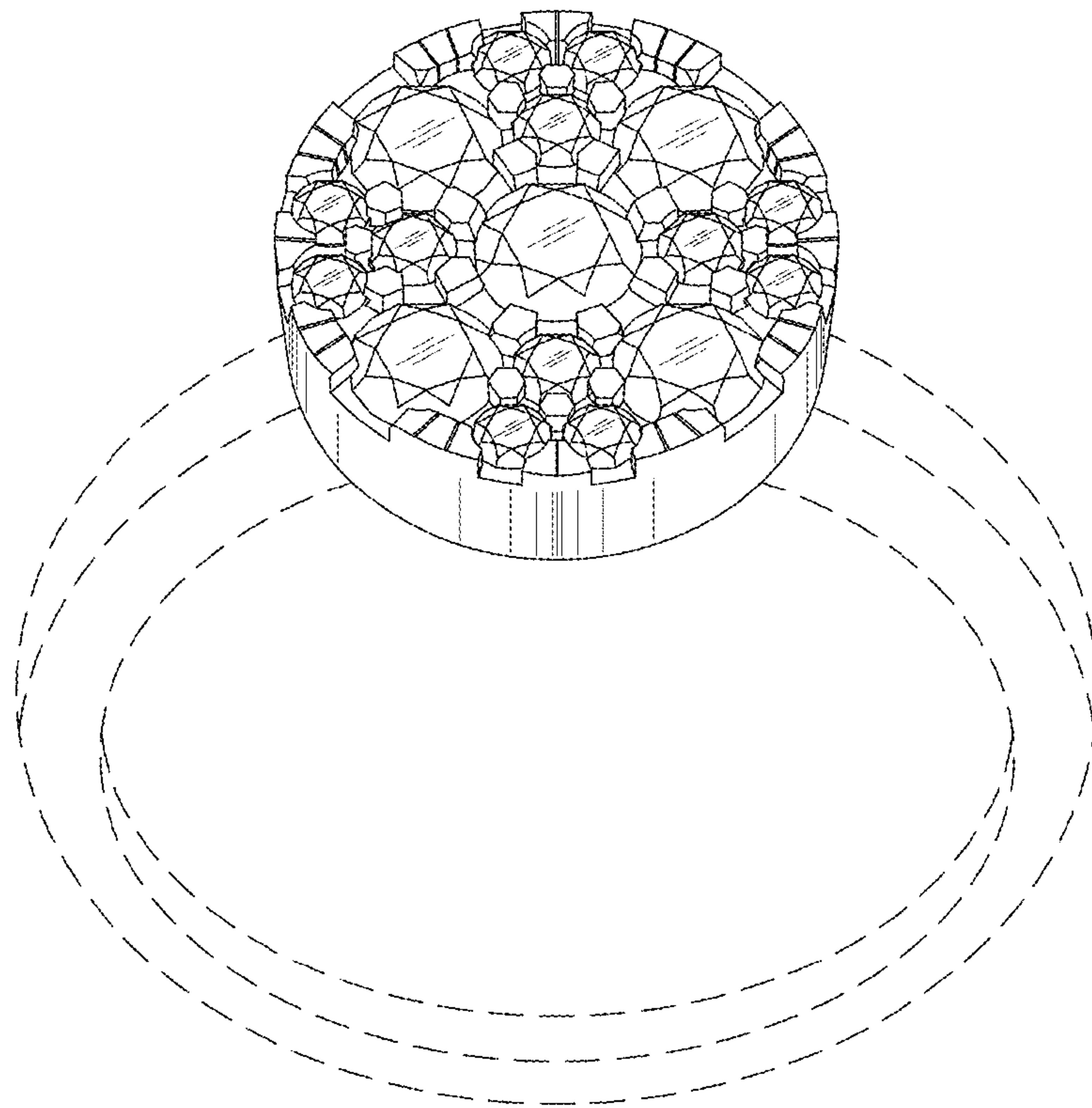


Fig. 1

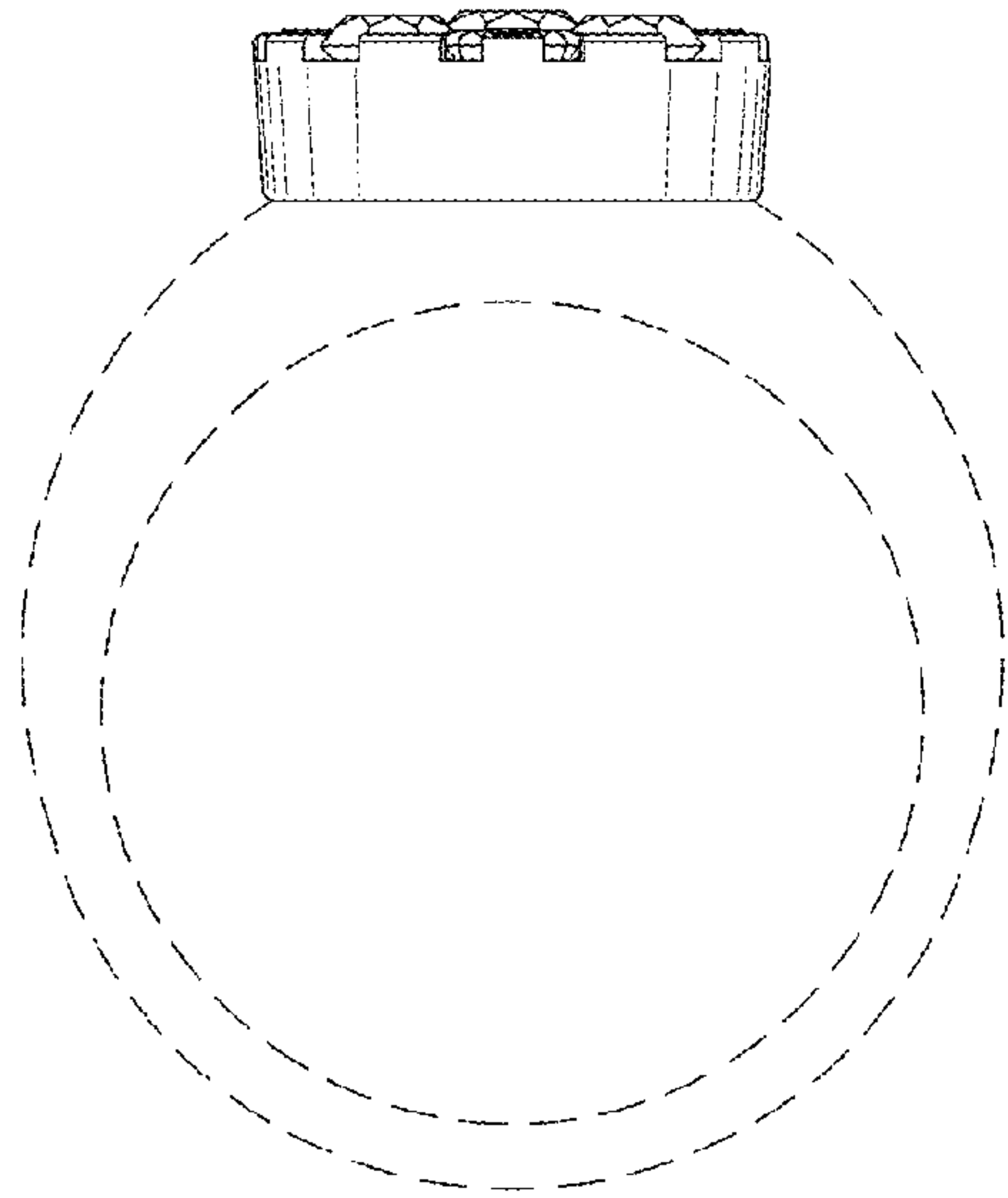


Fig. 2




Fig. 3

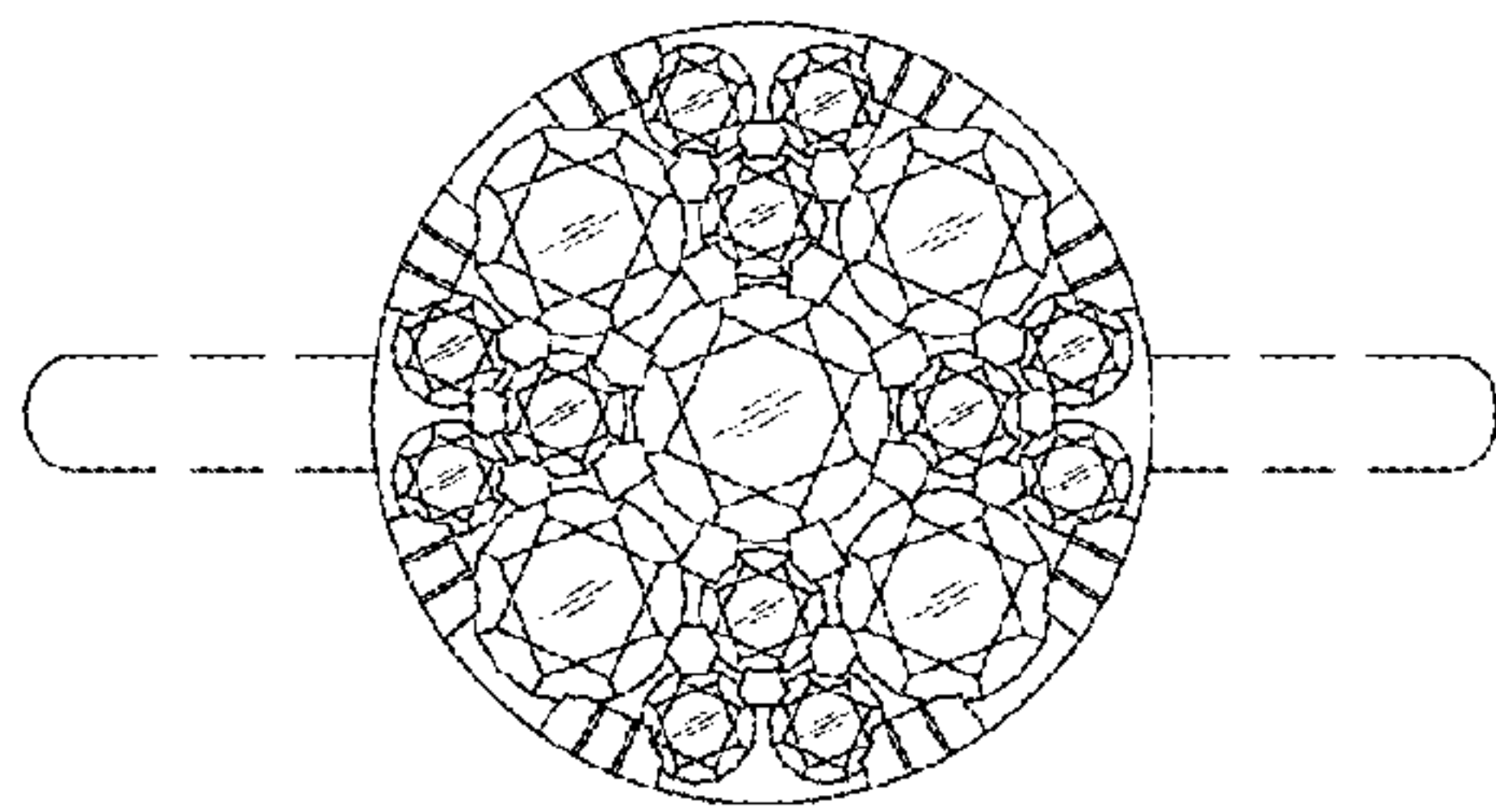


Fig. 4

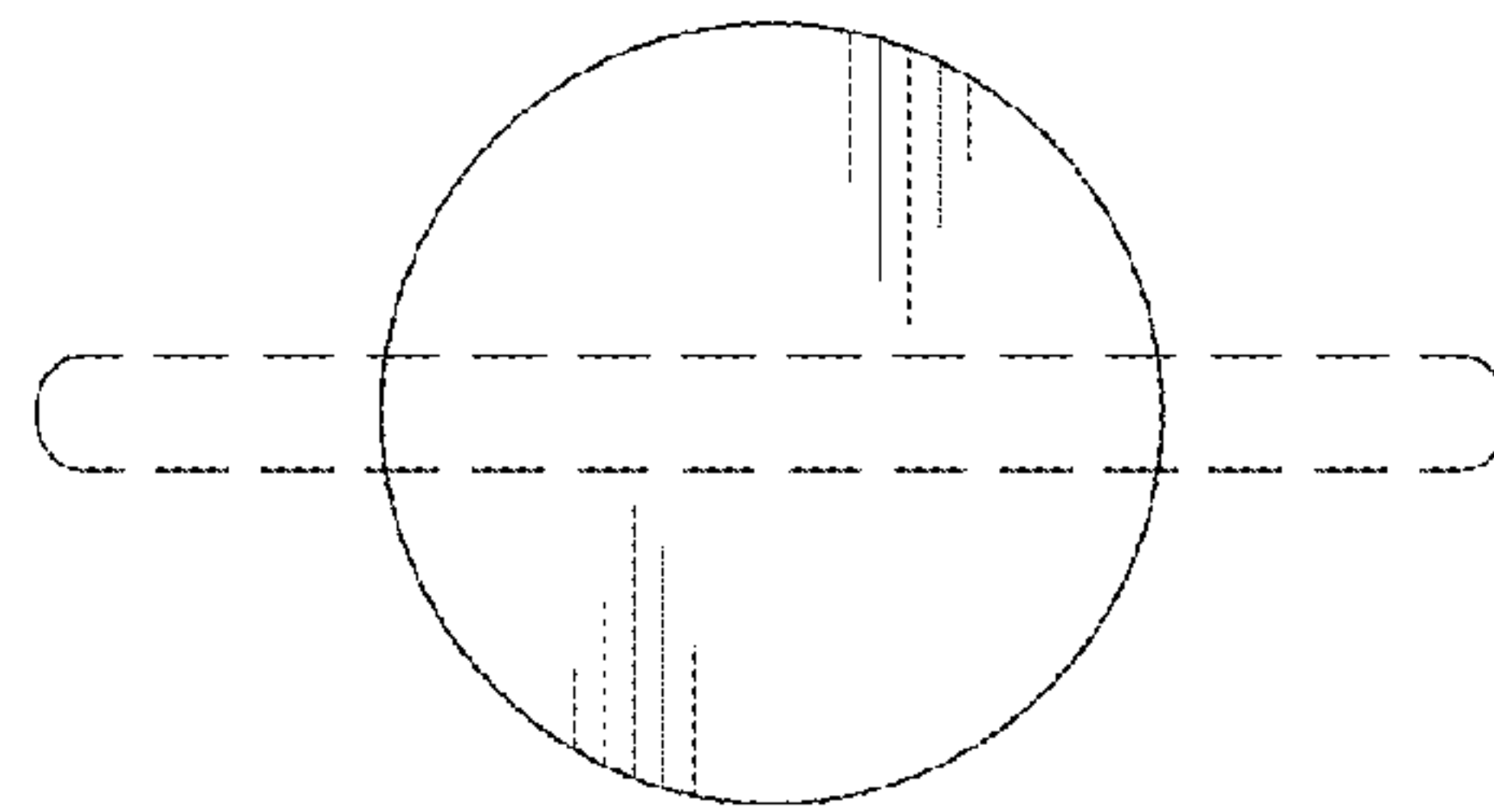


Fig. 5

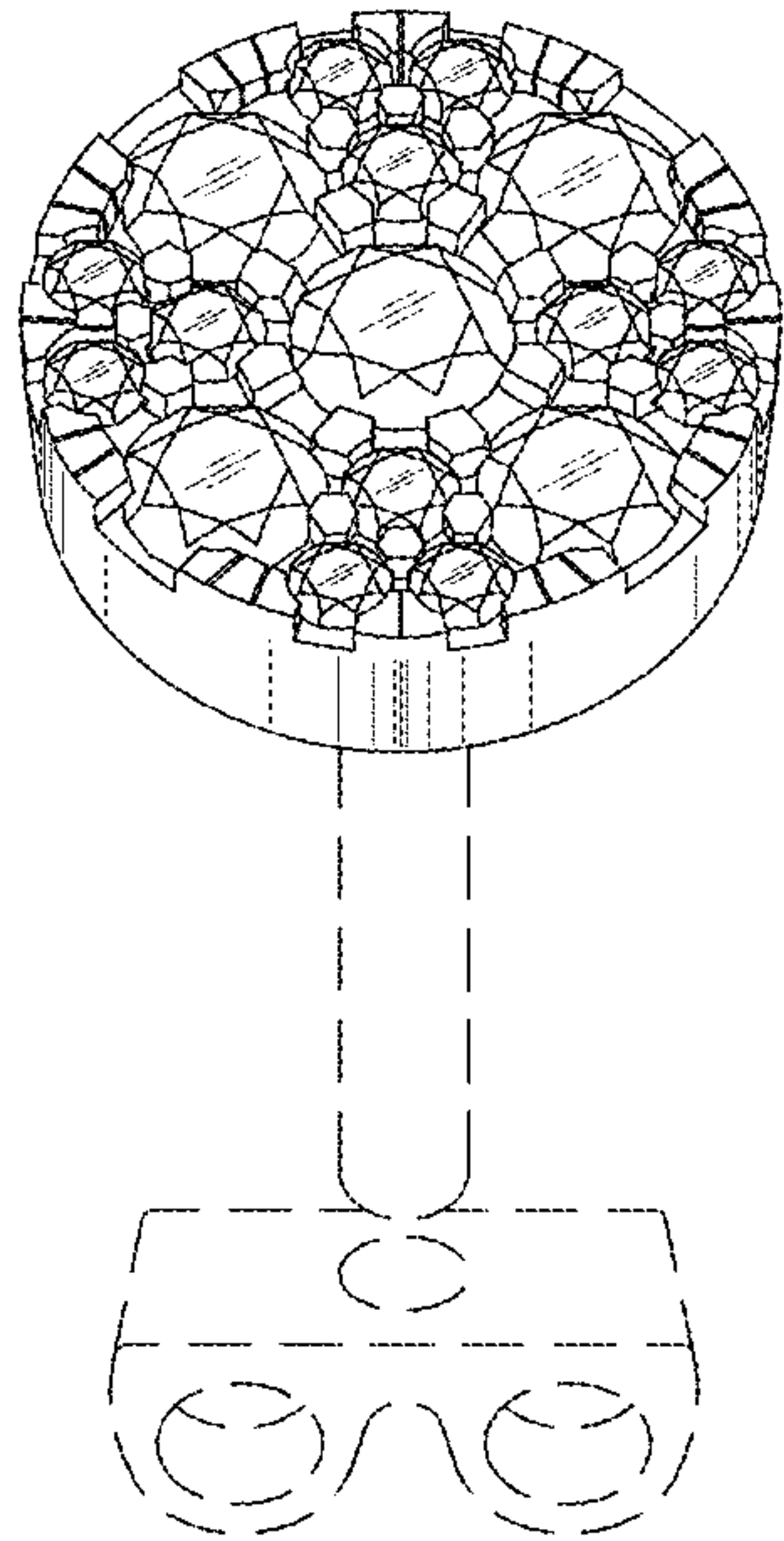


Fig. 6

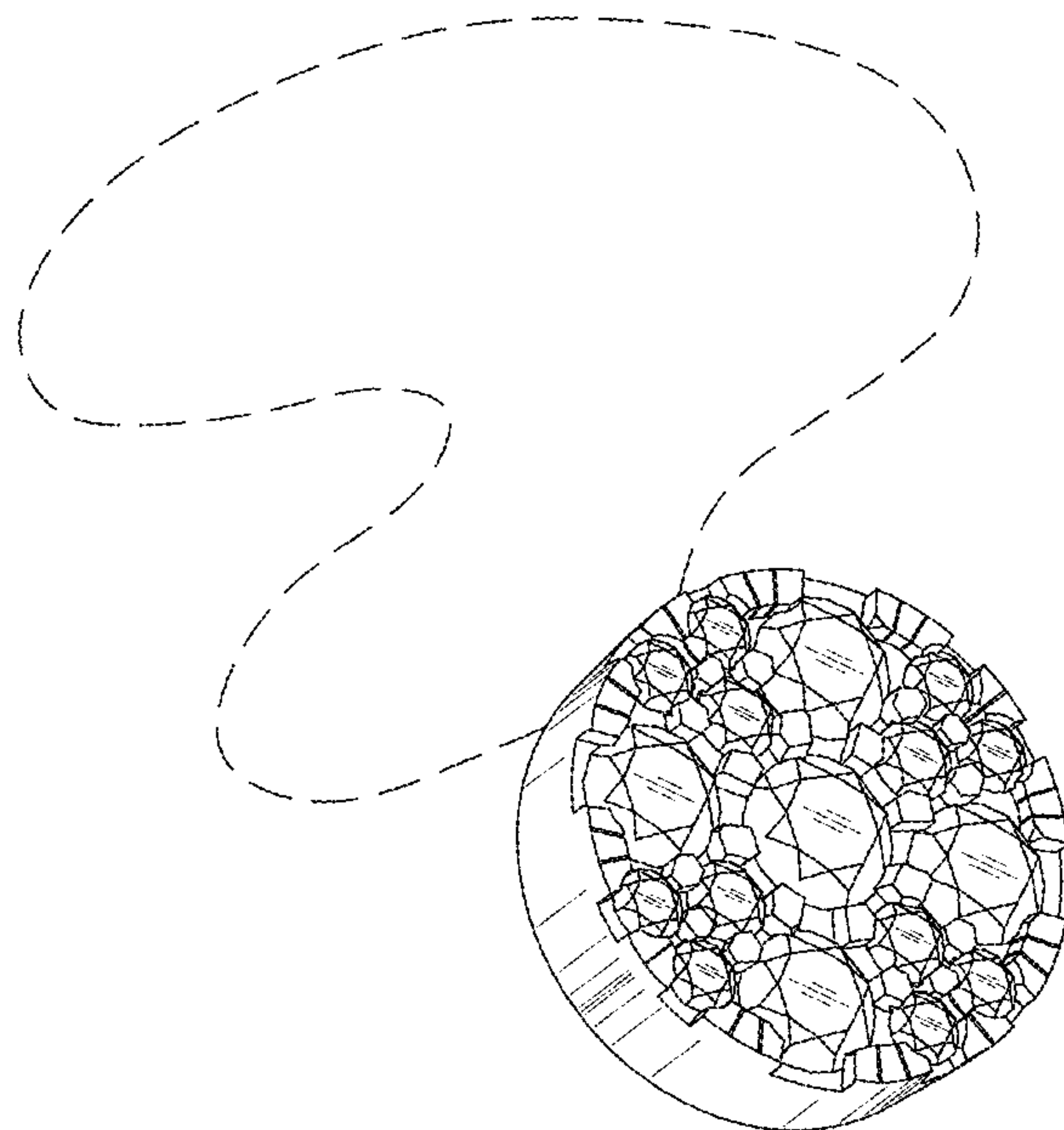


Fig. 7