

US00D712268S

(12) **United States Design Patent**
Marina et al.

(10) **Patent No.:** **US D712,268 S**

(45) **Date of Patent:** **** *Sep. 2, 2014**

(54) **PACKAGING CONTAINER**

(71) Applicant: **PepsiCo, Inc.**, Purchase, NY (US)

(72) Inventors: **Carlos Hernan Marina**, Deerfield Beach, FL (US); **Dario Stanziano**, Ciudad de Buenos Aires (AR)

(73) Assignee: **PepsiCo, Inc.**, Purchase, NY (US)

(*) Notice: This patent is subject to a terminal disclaimer.

(**) Term: **14 Years**

(21) Appl. No.: **29/460,544**

(22) Filed: **Jul. 11, 2013**

(51) **LOC (10) Cl.** **09-01**

(52) **U.S. Cl.**

USPC **D9/503**; D9/500; D9/745

(58) **Field of Classification Search**

USPC D9/500-504, 516, 529, 538, 541, 545, D9/549, 559, 563, 574-575, 414, 416, 429, D9/434, 686-688, 690, 694, 737-740, 745, D9/751, 756, 421; D7/523, 557, 629; D28/73, 76-77, 79, 82, 84, 88; 215/379, 381-384; 220/660, 669, 737, 220/4.26, 4.27, 4.01, 4.28, 4.32; 229/201

See application file for complete search history.

(56) **References Cited**

U.S. PATENT DOCUMENTS

2,073,636 A * 3/1937 Holoubek 220/4.27
2,930,408 A * 3/1960 Stevens 229/201
3,369,691 A * 2/1968 Wei 220/4.27
4,346,495 A * 8/1982 Lin 220/4.27
D350,460 S * 9/1994 Picozza et al. D7/629
5,385,326 A * 1/1995 Bidwell 220/4.26

5,626,250 A * 5/1997 Dorazio 220/4.26
5,671,856 A * 9/1997 Lisch 220/4.27
6,142,366 A * 11/2000 Sagel 229/201
6,460,759 B1 * 10/2002 Lowry et al. 229/201
D516,915 S * 3/2006 Gaines D9/502
D539,136 S * 3/2007 Limber D9/421
D697,431 S * 1/2014 Baker et al. D9/745
2010/0055252 A1 3/2010 Marina et al.
2011/0166910 A1 7/2011 Marina et al.
2012/0183657 A1 7/2012 Marina et al.

FOREIGN PATENT DOCUMENTS

WO 2013/103589 7/2013

* cited by examiner

Primary Examiner — Wan Laymon

(74) *Attorney, Agent, or Firm* — Banner & Witcoff, Ltd.

(57) **CLAIM**

The ornamental design for a packaging container, as shown and described.

DESCRIPTION

FIG. 1 is a top perspective view of a packaging container showing our new design;

FIG. 2 is a front view thereof;

FIG. 3 is a right side view thereof;

FIG. 4 is a rear view thereof;

FIG. 5 is a left side view thereof;

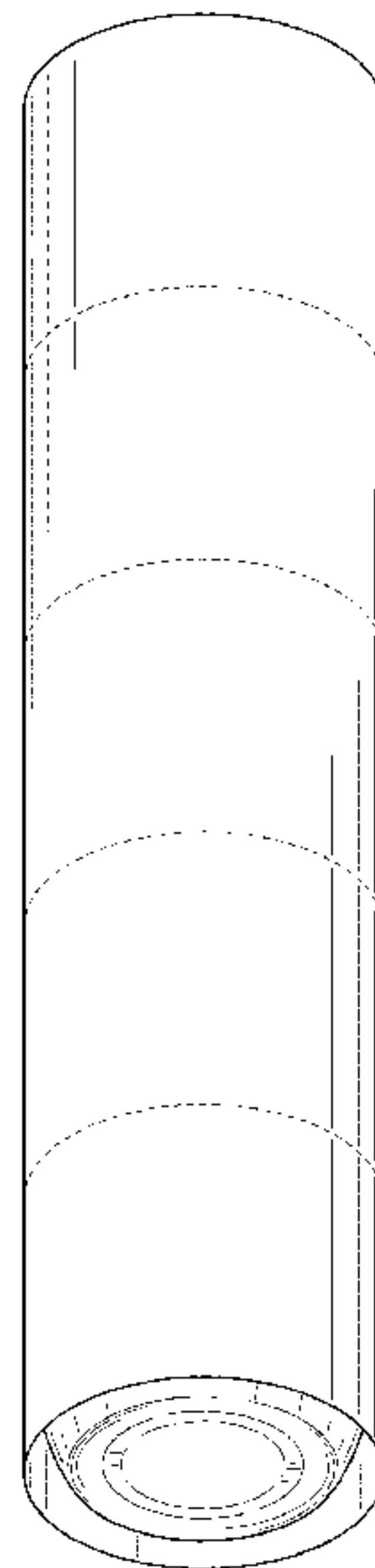
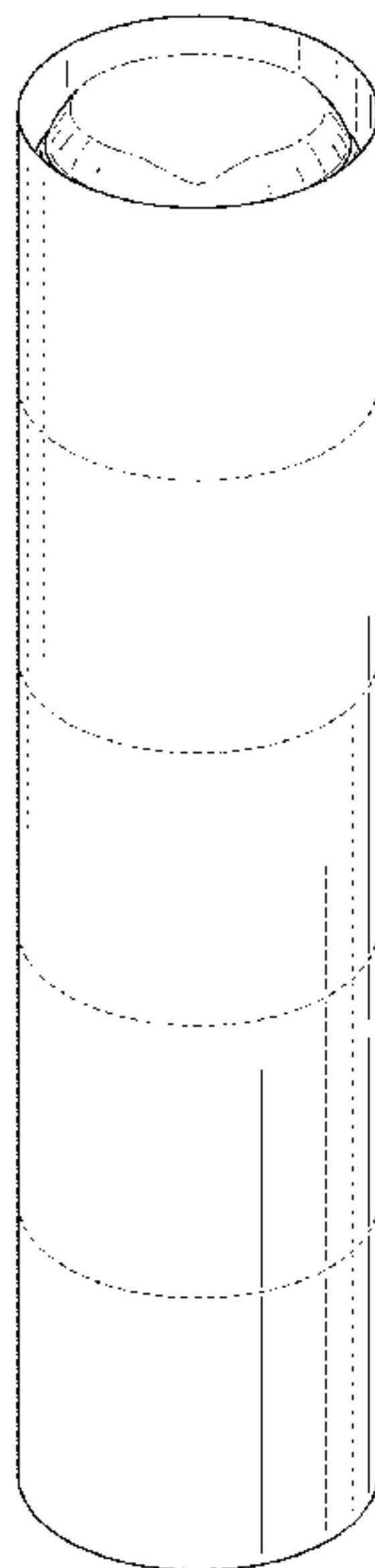
FIG. 6 is a top view thereof;

FIG. 7 is a bottom view thereof; and,

FIG. 8 is bottom perspective view thereof.

The even-length broken lines within the claimed region are claimed partial cuts in the packaging container. The uneven-length broken lines showing the remainder of the packaging container are for environmental purposes only and form no part of the claimed design.

1 Claim, 4 Drawing Sheets



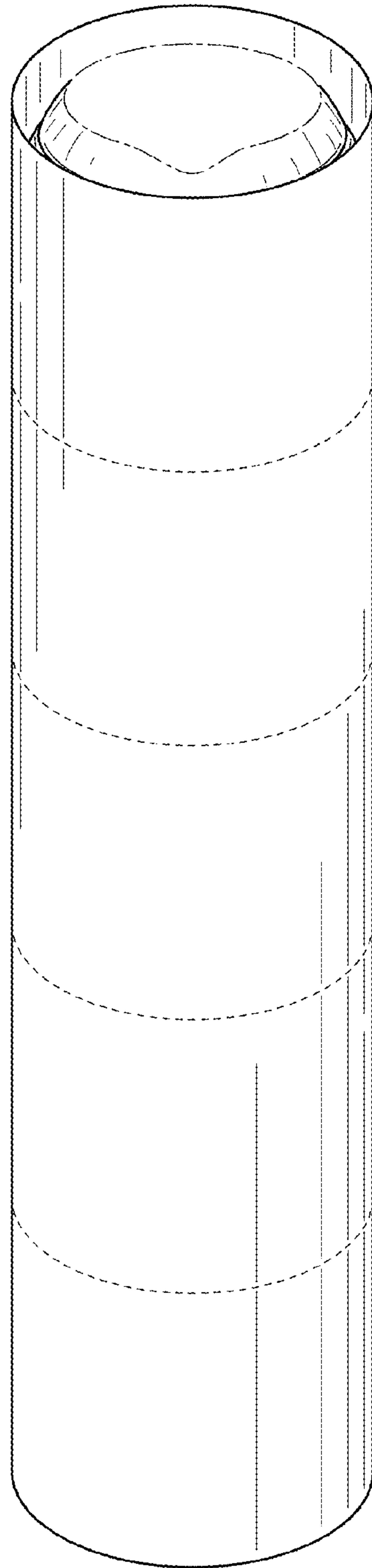


FIG. 1




FIG. 2




FIG. 3




FIG. 4




FIG. 5

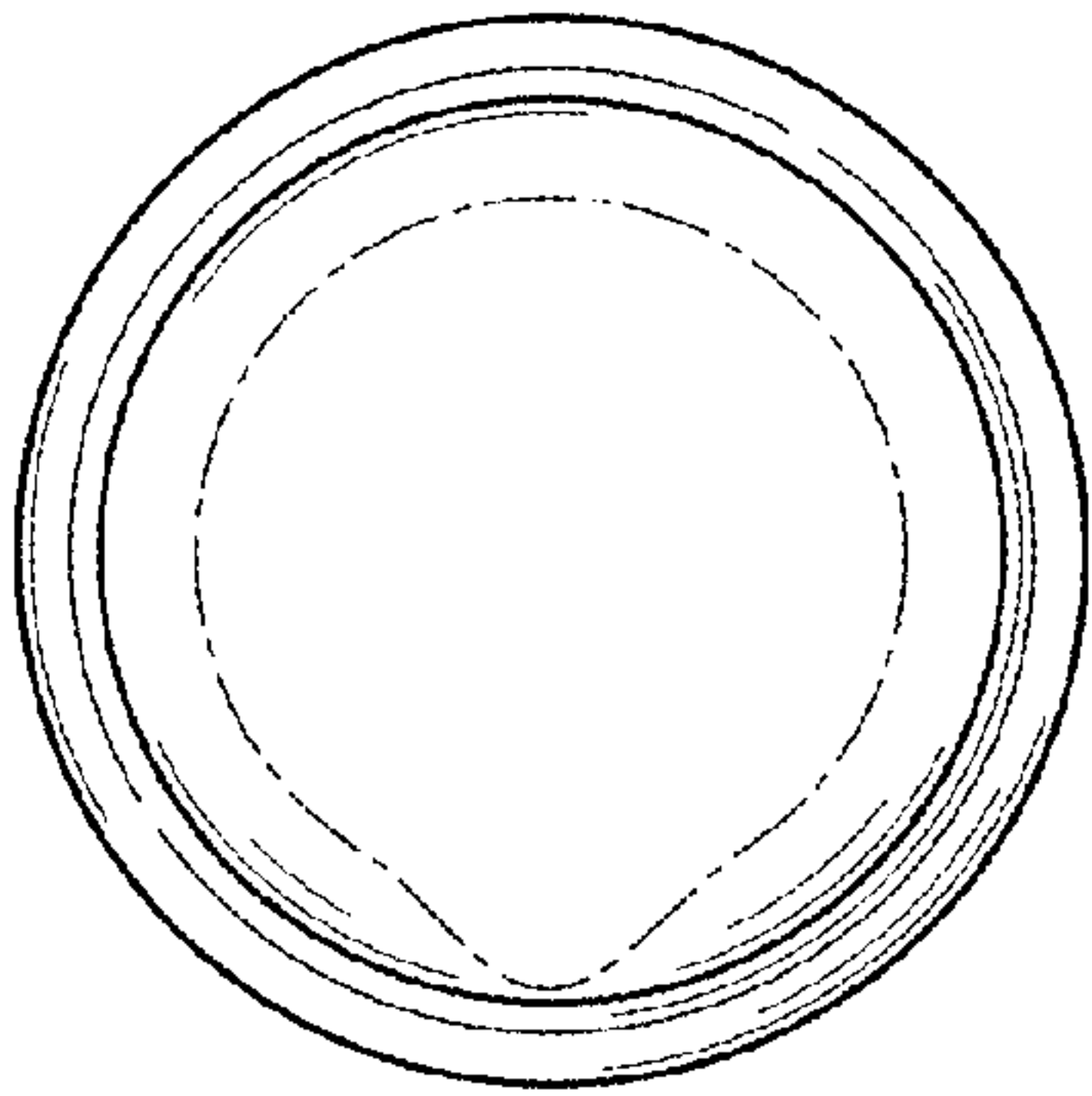


FIG. 6

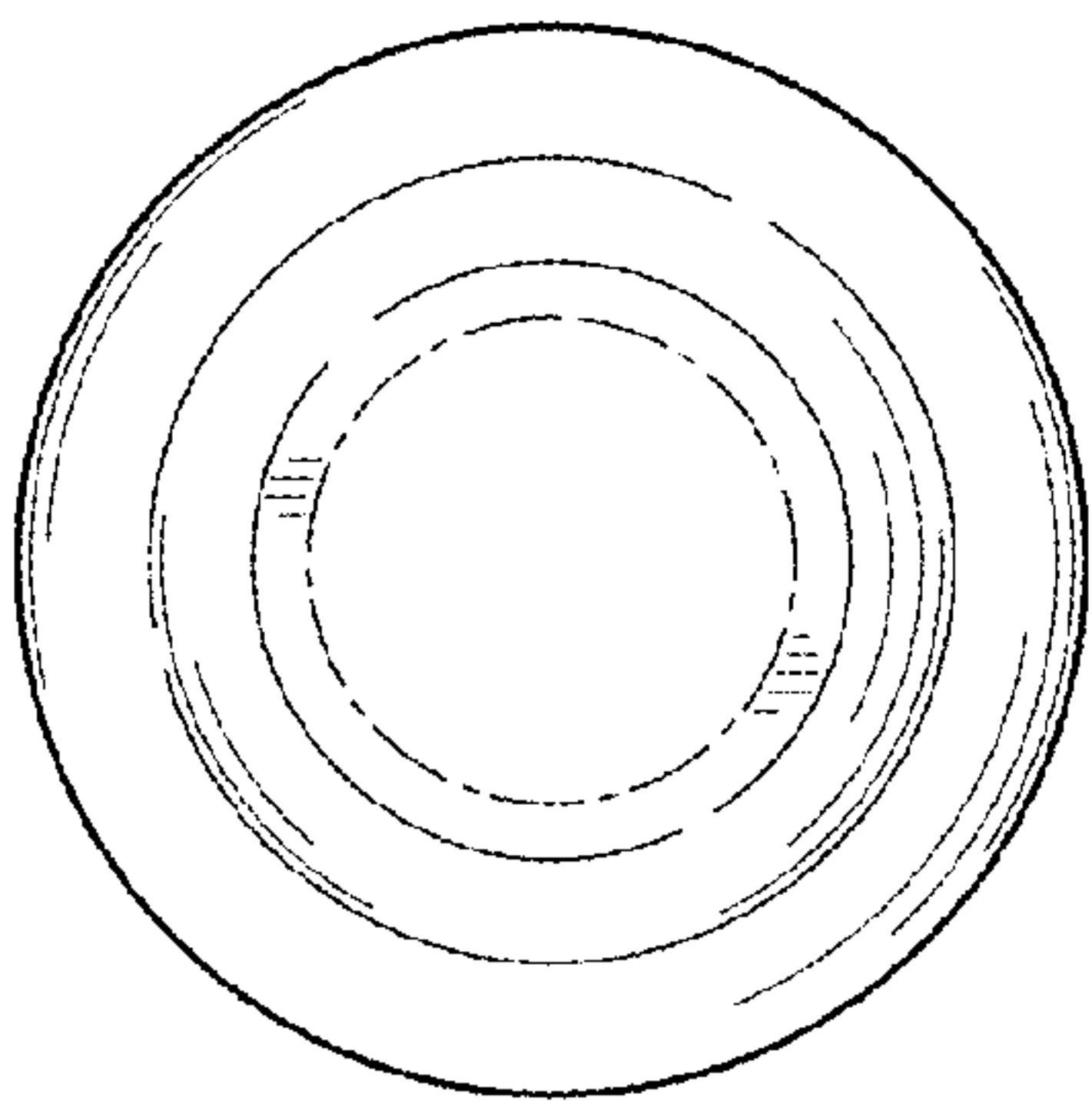


FIG. 7

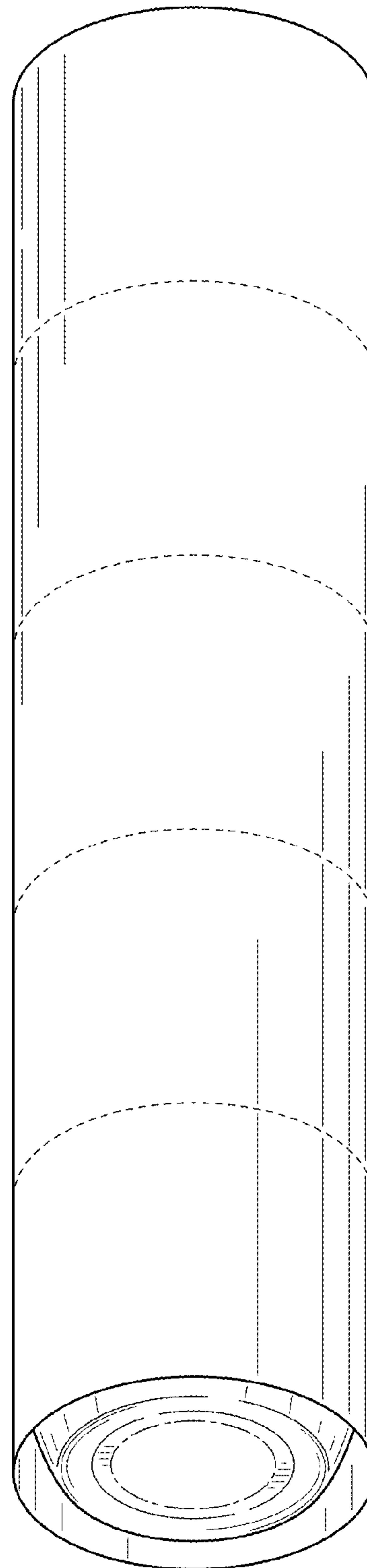


FIG. 8