



US00D712257S

(12) **United States Design Patent**  
**Schwall et al.**

(10) **Patent No.:** **US D712,257 S**  
(45) **Date of Patent:** **\*\* Sep. 2, 2014**

- (54) **SPRAY HEAD FOR SUNSCREEN SPRAY APPLICATOR**
- (71) Applicant: **MSD Consumer Care, Inc.**, Memphis, TN (US)
- (72) Inventors: **Stephen Edward Schwall**, Chicago, IL (US); **Julka Rae Almquist**, Chicago, IL (US); **Christopher Ryan Gold**, Naperville, IL (US); **Ross Lockwood**, Chicago, IL (US)

6,647,992	B2	11/2003	Berke et al.	
D533,062	S *	12/2006	Beaver et al.	D9/445
D538,479	S *	3/2007	Martinez	D28/88
D543,783	S *	6/2007	Goldberg	D7/523
D549,581	S *	8/2007	Kim	D9/529
D581,737	S *	12/2008	Starck	D7/509
D599,209	S *	9/2009	Snyder	D9/521
D654,375	S *	2/2012	Kuboshima	D9/724
D698,937	S *	2/2014	Laverack et al.	D24/223

\* cited by examiner

*Primary Examiner* — Robert M Spear

*Assistant Examiner* — Marissa Cash

- (73) Assignee: **MSD Consumer Care, Inc.**, Memphis, TN (US)

(74) *Attorney, Agent, or Firm* — Dianne Pecoraro; Catherine D. Fitch

(\*\*) Term: **14 Years**

(21) Appl. No.: **29/432,641**

(57) **CLAIM**

The ornamental design for a spray head for sunscreen spray applicator, as shown and described.

(22) Filed: **Sep. 18, 2012**

(51) **LOC (10) Cl.** ..... **09-07**

(52) **U.S. Cl.**  
USPC ..... **D9/448**

(58) **Field of Classification Search**  
USPC ..... D7/396.2, 507, 509, 510, 511; D9/417, D9/434, 435, 439, 440, 443, 446, 447, 449, D9/453, 454; D24/121, 223; 215/235, 236, 215/307, 311; 222/212, 484, 556; 285/332.2; D10/57

See application file for complete search history.

**DESCRIPTION**

A portion of the disclosure of this patent document contains material which may be protected by copyright. The copyright owner has no objection to the facsimile reproduction by any one of the patent document or the patent disclosure, as it appears in the Patent and Trademark Office patent file or records, but reserves all other copyright rights whatsoever.

FIG. 1 is a perspective view of a spray head for sunscreen spray applicator;

FIG. 2 is a front elevational view thereof;

FIG. 3 is a top plan view thereof;

FIG. 4 is a left side elevational view thereof;

FIG. 5 is a right side elevational view thereof;

FIG. 6 is a rear elevational view thereof; and,

FIG. 7 is a bottom plan view thereof.

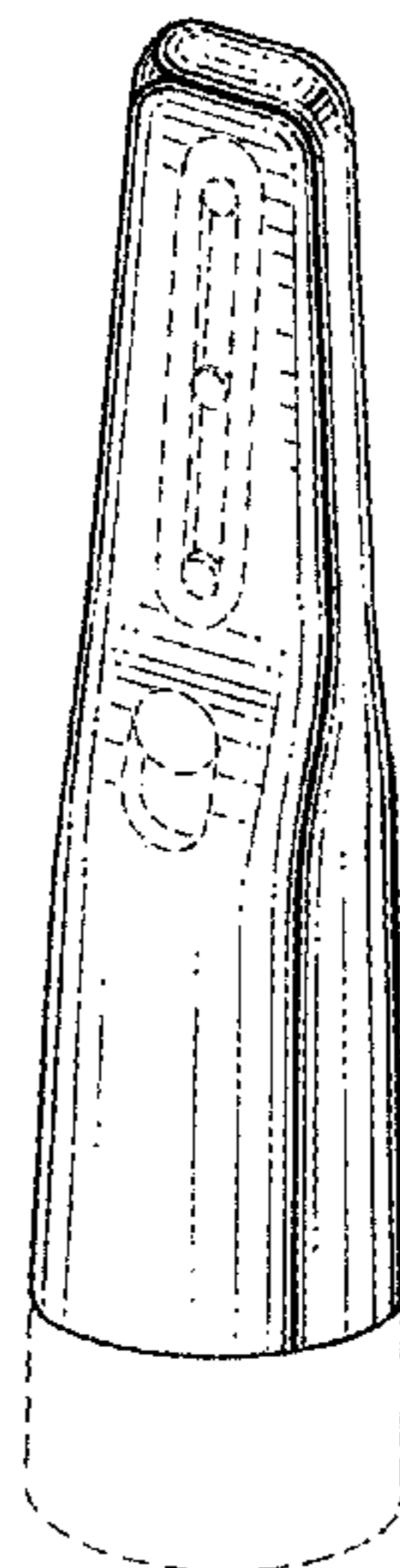
The broken lines in the drawings represent unclaimed subject matter and form no part of the claim.

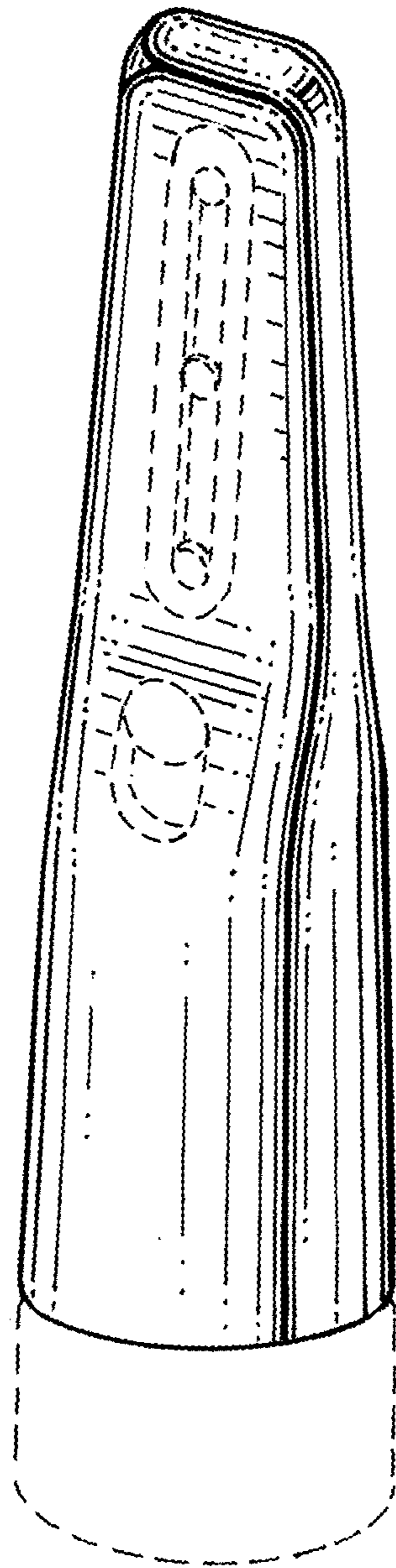
(56) **References Cited**

U.S. PATENT DOCUMENTS

D155,043	S *	8/1949	Serra	D9/504
4,938,621	A	7/1990	Pyrozyk	
D309,866	S *	8/1990	Fukuda et al.	D10/57
D412,990	S *	8/1999	Woolston et al.	D24/223
6,269,821	B1	8/2001	Berke et al.	
6,439,241	B2	8/2002	Berke et al.	

**1 Claim, 4 Drawing Sheets**





**FIG. 1**

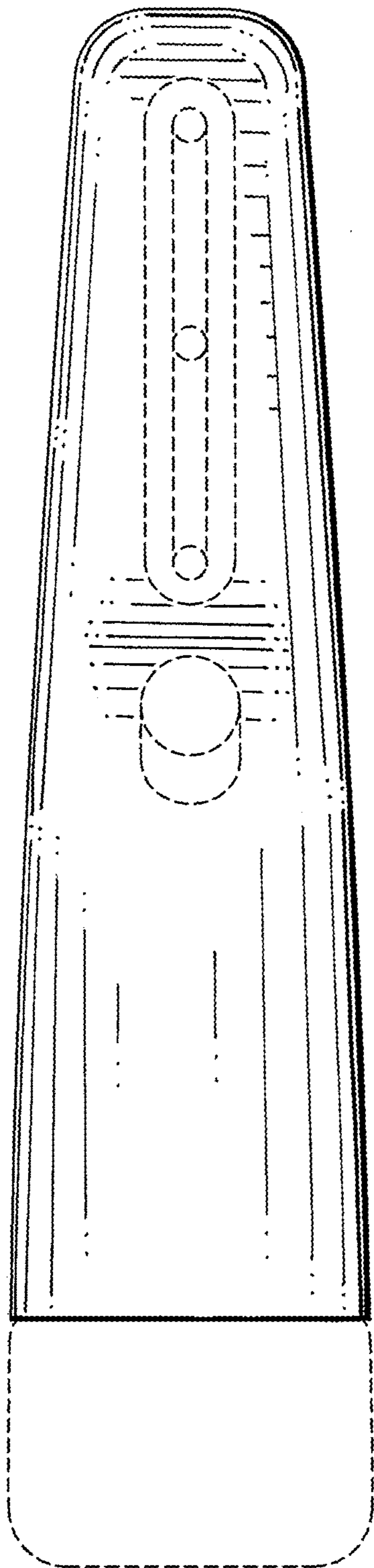
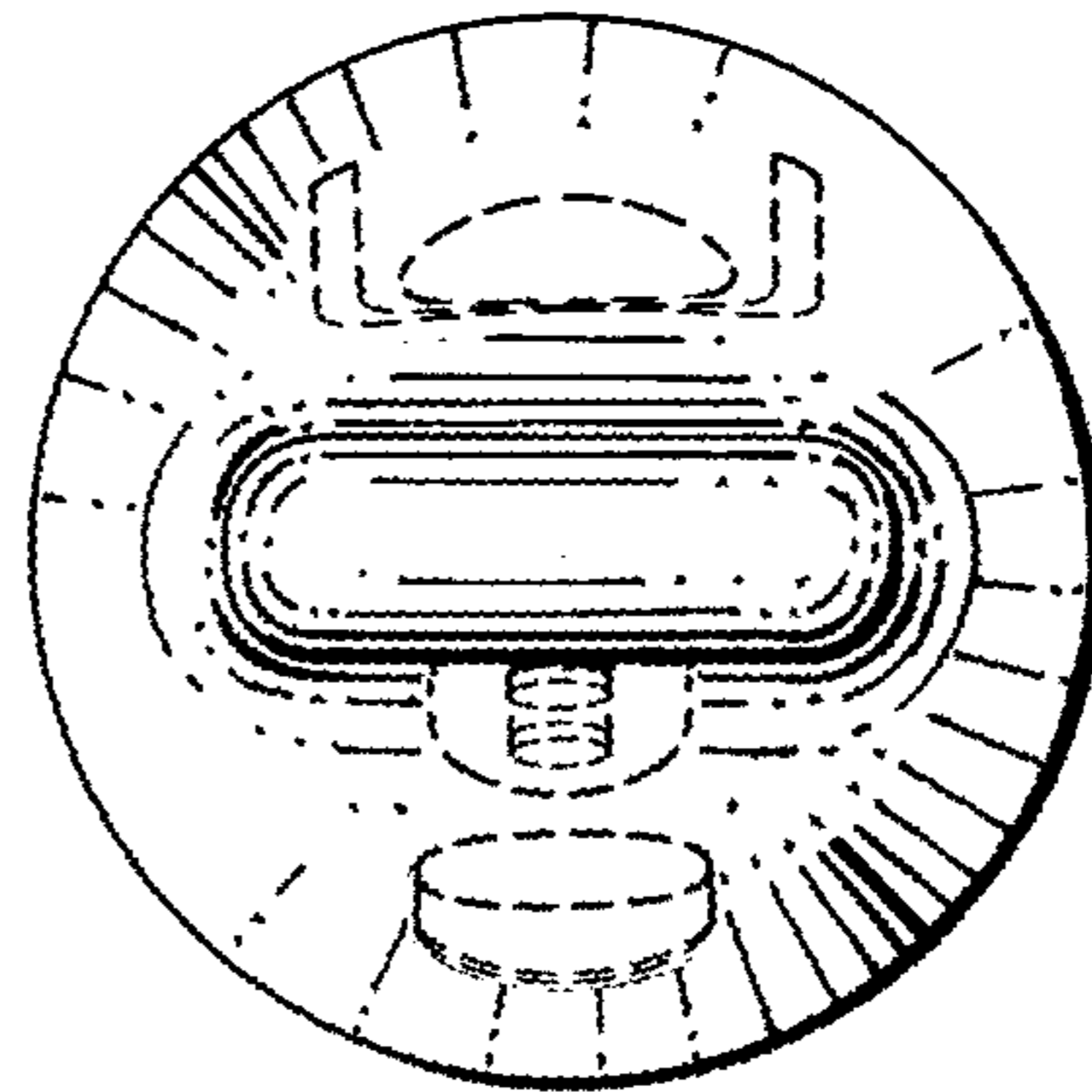


FIG. 2

FIG. 3



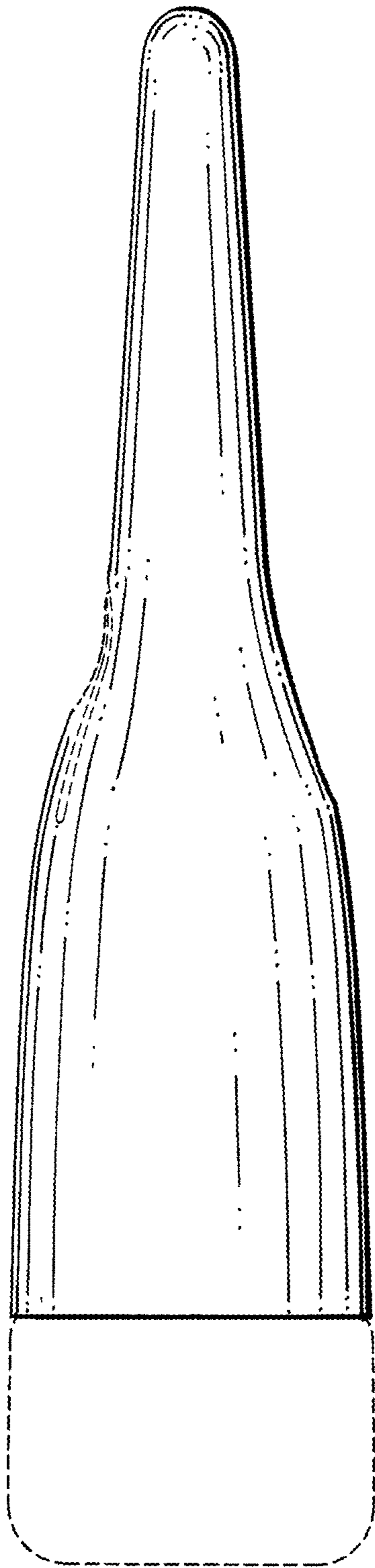


FIG. 4

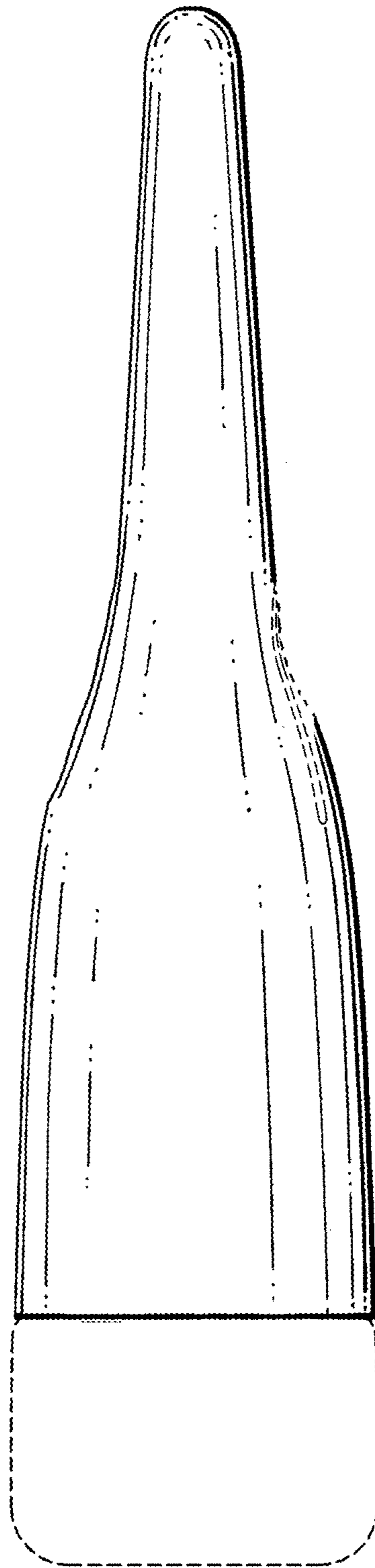
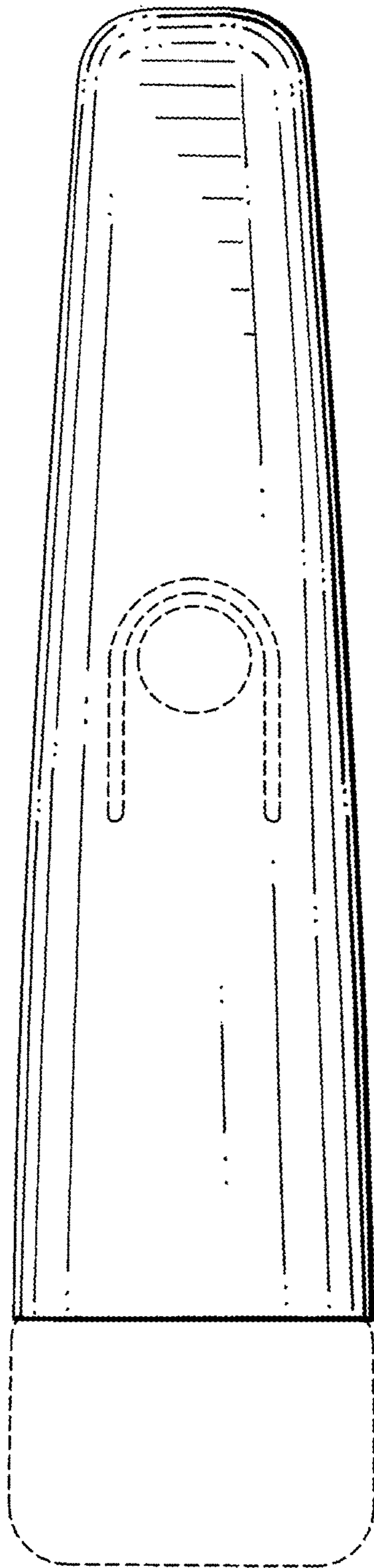


FIG. 5





**FIG. 6**

**FIG. 7**

