



US00D712252S

(12) **United States Design Patent**
Neumann et al.

(10) **Patent No.:** **US D712,252 S**
(45) **Date of Patent:** **** Sep. 2, 2014**

(54) **CLOSURE**

FOREIGN PATENT DOCUMENTS

(75) Inventors: **Peter M. Neumann**, Racine, WI (US);
Paul J. C. Fransen, Wilnis (NL); **David J. Keyes**, Eau Claire, WI (US); **Katie A. Remaly**, Eau Claire, WI (US); **Robert G. Fehr**, Colfax, WI (US); **Andrew Jerald Janetski**, Menomonie, WI (US); **Scott A. Olson**, Chippewa Falls, WI (US)

EM	000994462-0001	10/2008
EM	000994462-0002	10/2008
EM	000994462-0003	10/2008
EM	000994462-0004	10/2008
EM	000994462-0005	10/2008
EM	001638495-0004	2/2010
EM	001924937-0001	10/2011
EM	D076376-001	* 1/2012
EM	D076377-001	* 1/2012

* cited by examiner

(73) Assignee: **S.C. Johnson & Son, Inc.**, Racine, WI (US)

Primary Examiner — Susan Bennett Hattan
Assistant Examiner — Leanne Was

(**) Term: **14 Years**

(21) Appl. No.: **29/425,561**

(57) **CLAIM**

We claim the ornamental design for a closure, as shown and described.

(22) Filed: **Jun. 25, 2012**

(51) **LOC (10) Cl.** **09-07**

(52) **U.S. Cl.**
USPC **D9/435**

DESCRIPTION

(58) **Field of Classification Search**
USPC D7/392.1, 628; D9/420, 432, 433, 435, D9/439, 451, 452, 453; D11/157; D12/197; D24/115; 206/423; 215/235, 215/247, 254, 355-364; 220/228, 254.1, 220/269, 270, 786; 222/481, 498; 229/117.3, 125.04, 125.09

See application file for complete search history.

FIG. 1 is a right, top, front perspective view of the claimed design.
FIG. 2 is a top plan view of the claimed design of FIG. 1;
FIG. 3 is a bottom plan view of the claimed design of FIG. 1;
FIG. 4 is a front elevation view of the claimed design of FIG. 1;
FIG. 5 is a rear elevation view of the claimed design of FIG. 1;
FIG. 6 is a left-side elevation view of the claimed design of FIG. 1; and,
FIG. 7 is a right-side elevation view of the claimed design of FIG. 1.

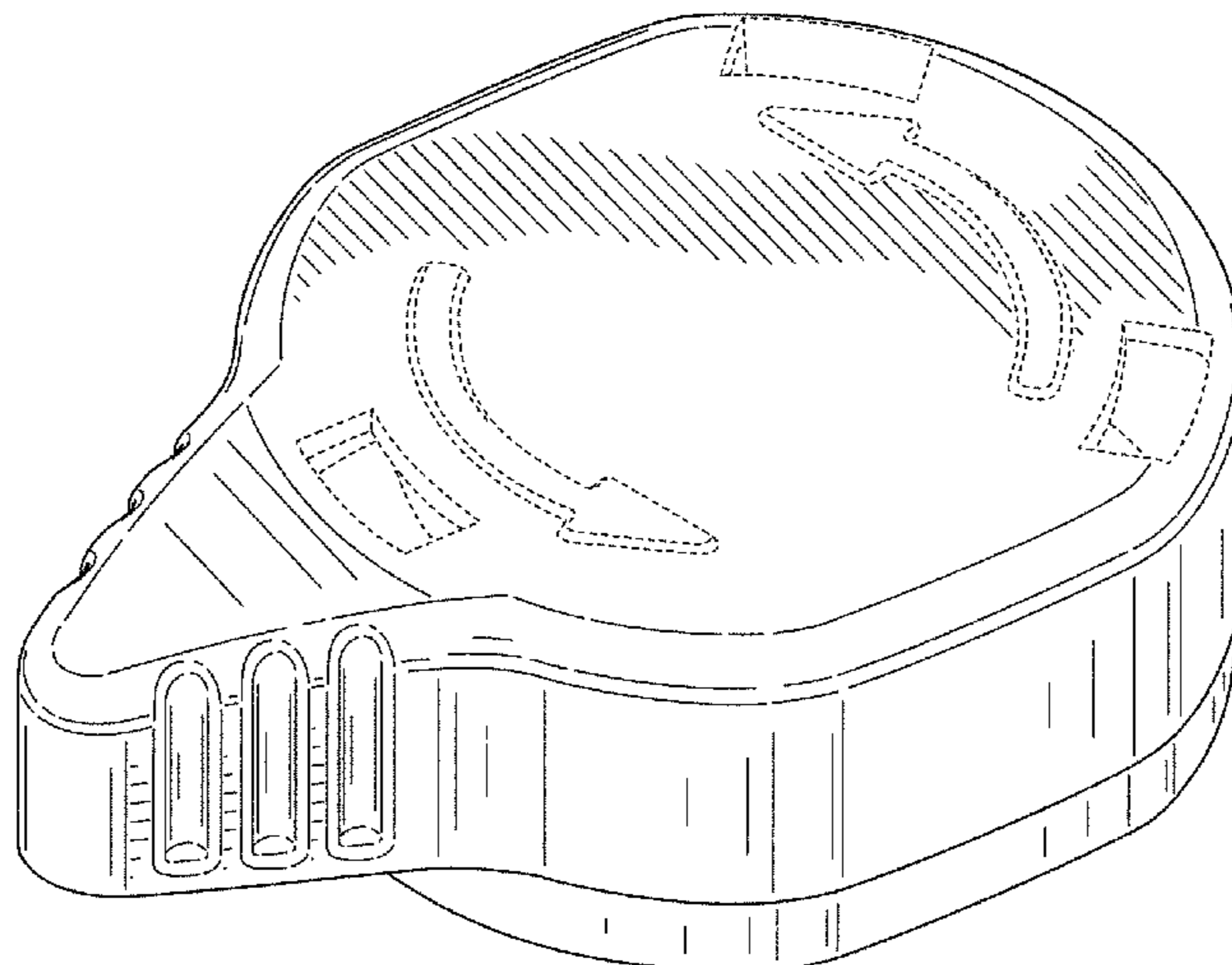
The broken lines in the drawings depict environmental subject matter only and form no part of the claimed design. Any dash-dash broken lines in the drawings are for the purpose of illustrating unclaimed surfaces or environment of the design.

(56) **References Cited**

U.S. PATENT DOCUMENTS

D221,064 S *	7/1971	Warren	D9/436
D446,998 S *	8/2001	Cappadona et al.	D7/393
D463,636 S *	9/2002	Chomik et al.	D32/37
D581,268 S *	11/2008	Heath et al.	D9/443
D628,481 S *	12/2010	Maddy	D9/435
D680,429 S *	4/2013	Wand	D9/435

1 Claim, 5 Drawing Sheets



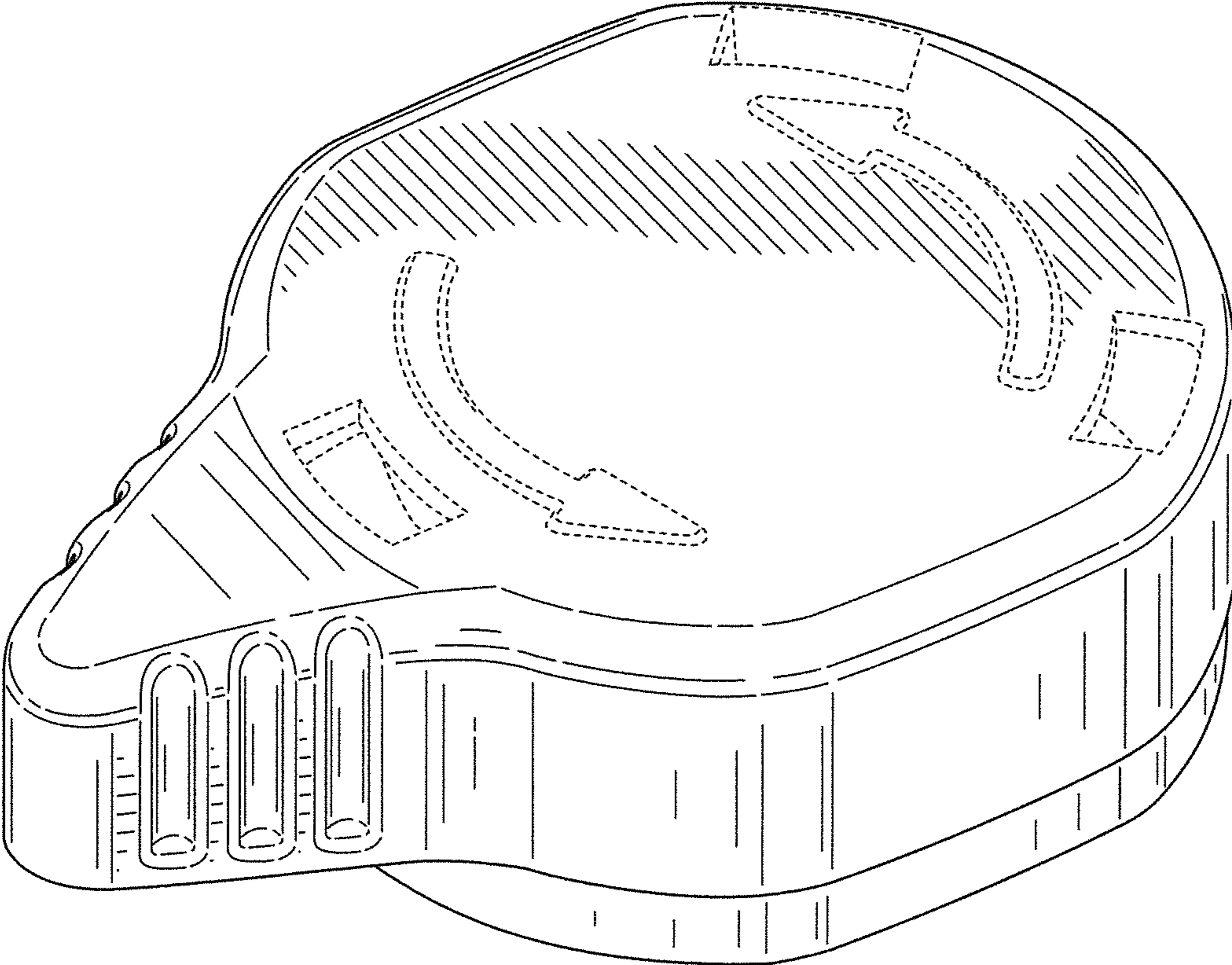


FIG. 1

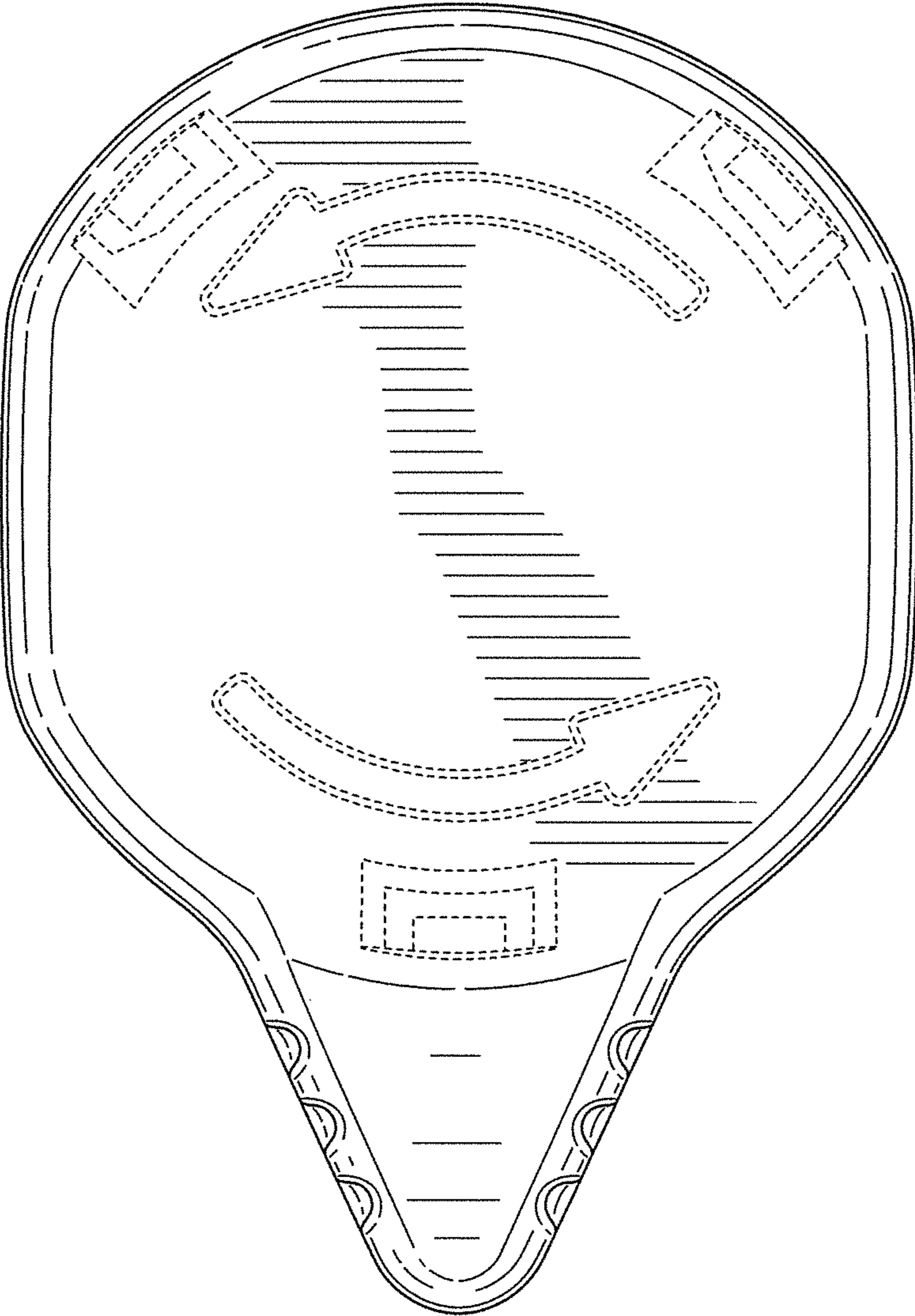


FIG. 2

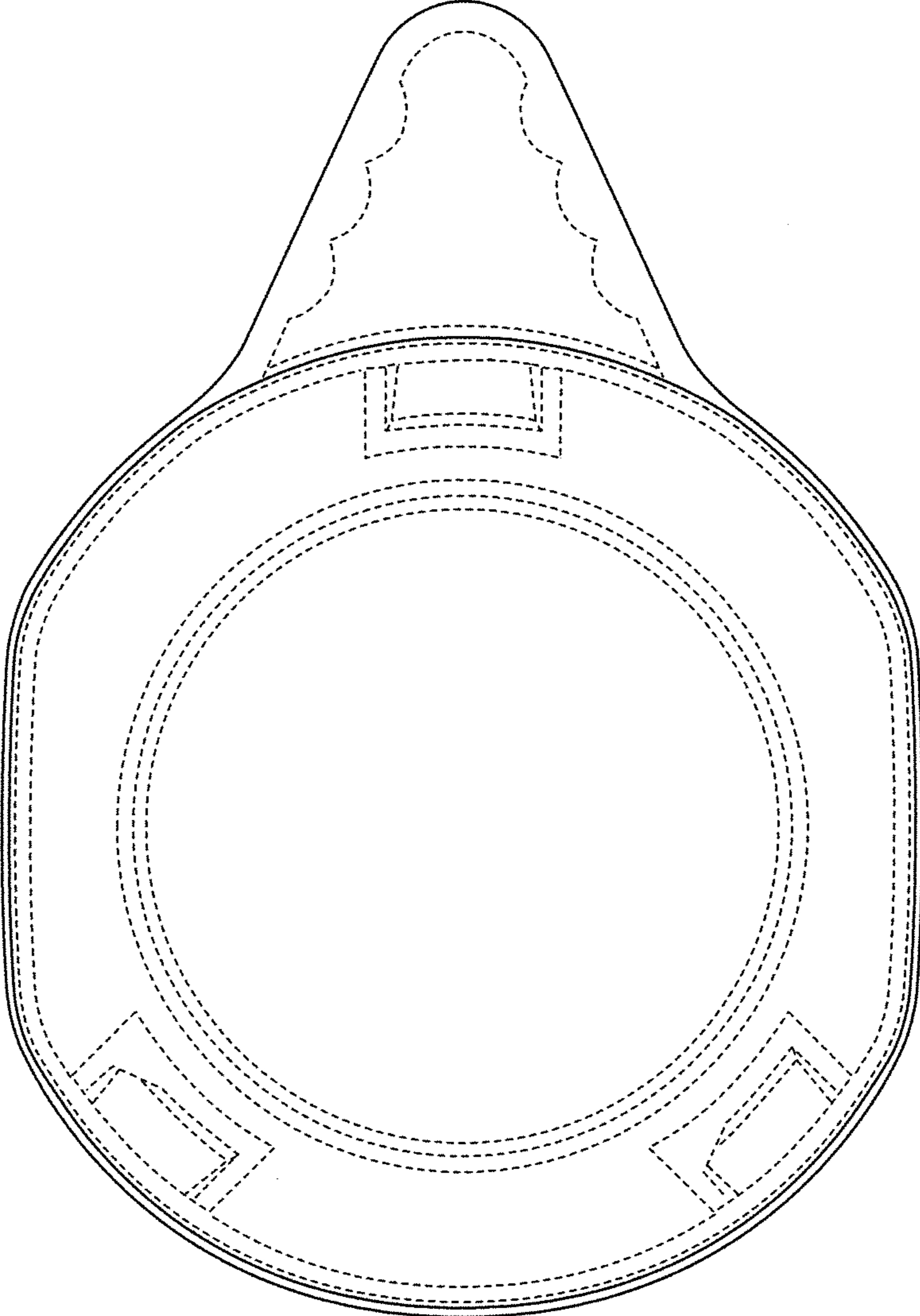


FIG. 3

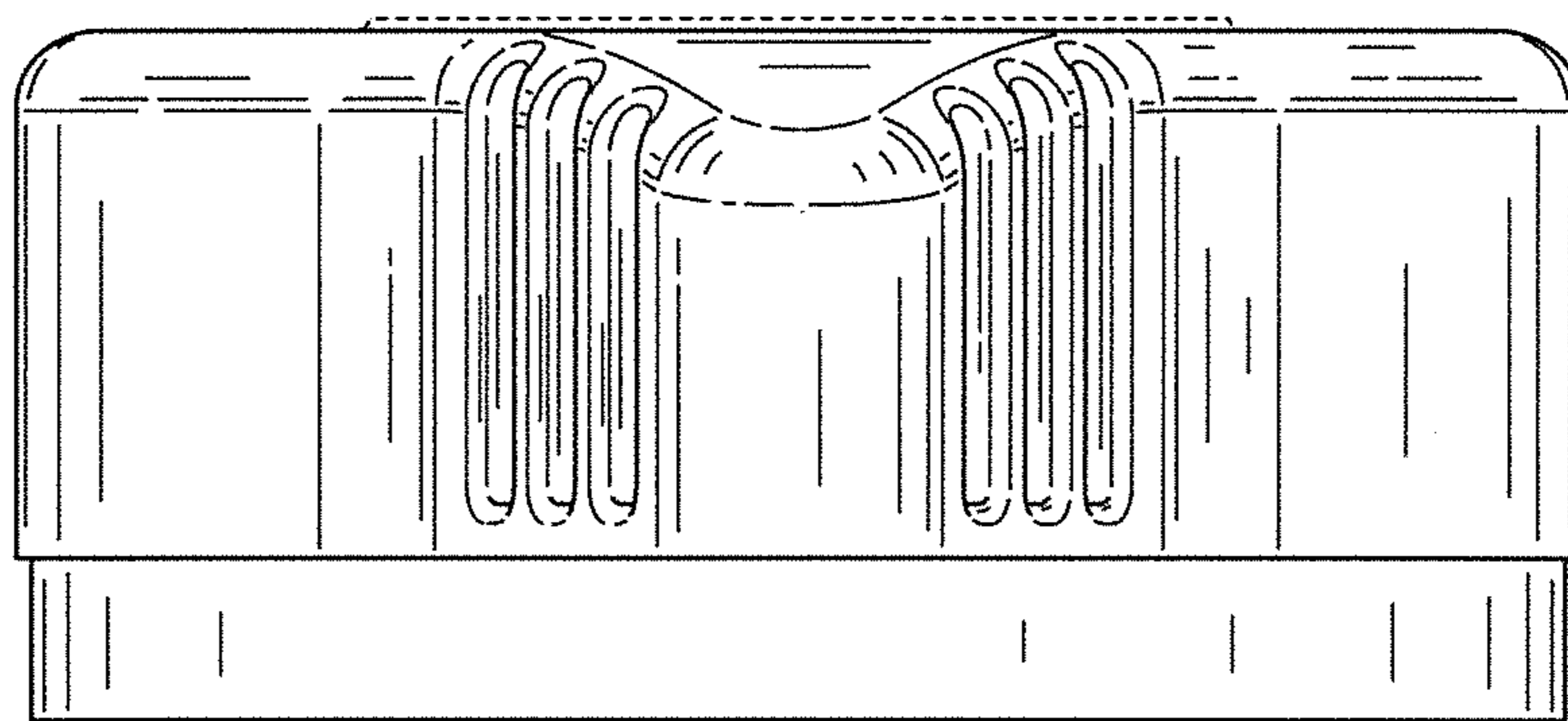


FIG. 4

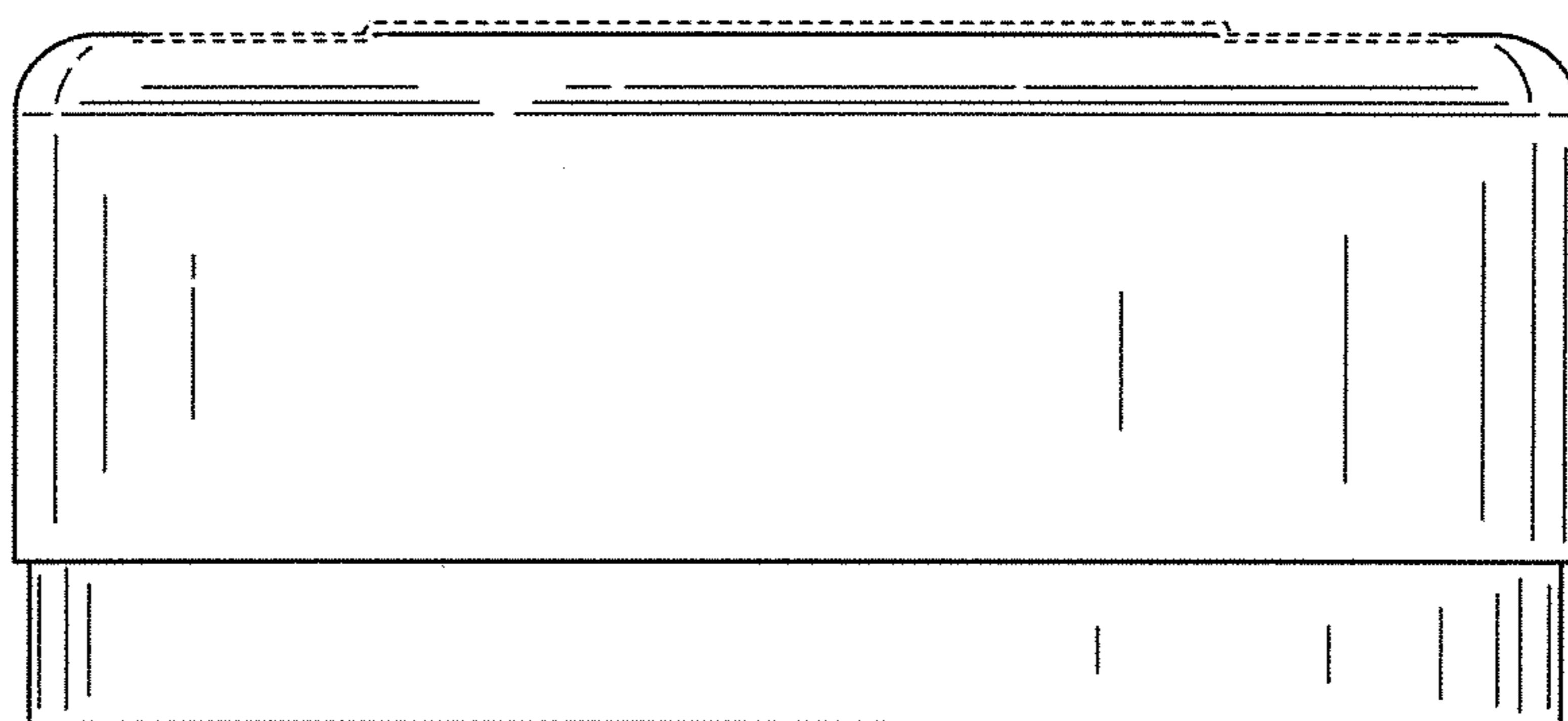


FIG. 5




FIG. 6

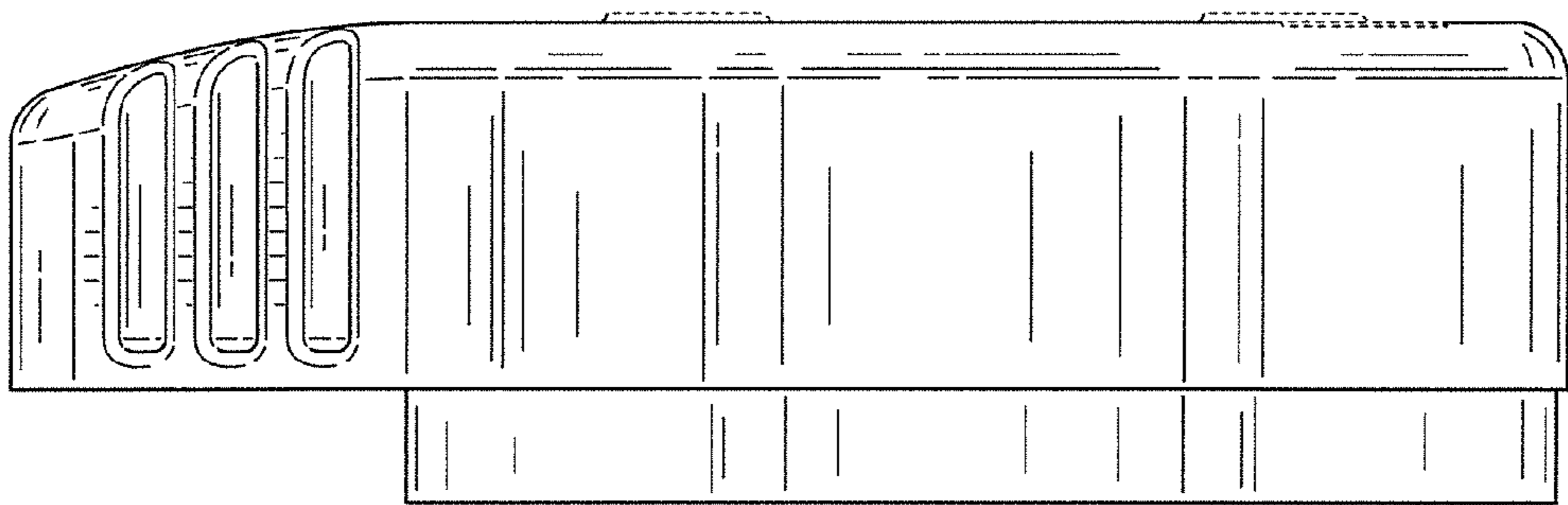


FIG. 7