



US00D712225S

(12) **United States Design Patent**
Larson

(10) **Patent No.:** **US D712,225 S**
(45) **Date of Patent:** **** Sep. 2, 2014**

- (54) **ANGLE DRIVER**
- (71) Applicant: **David Aaron Larson**, St. Charles, IL (US)
- (72) Inventor: **David Aaron Larson**, St. Charles, IL (US)
- (73) Assignee: **Nomis LLC**, Palatine, IL (US)
- (**) Term: **14 Years**
- (21) Appl. No.: **29/477,872**
- (22) Filed: **Dec. 27, 2013**
- (51) **LOC (10) Cl.** **08-01**
- (52) **U.S. Cl.**
USPC **D8/70; D8/61**
- (58) **Field of Classification Search**
USPC D8/17, 21-29, 59-62, 64, 67, 68, 70, D8/82; 81/54, 57, 57.11, 57.13, 57.14, 81/57.42, 57.29, 57.39, 58, 60-63.2, 81/177.1, 177.4, 177.6, 177.8, 177.9, 81/177.85, 469, 474; 173/13, 104, 114, 173/167-173, 178, 182, 201, 211, 213, 173/217; 227/8, 113, 114, 120, 130, 136, 227/142; 310/50; 408/20, 124, 125, 234, 408/241 R; 451/358

See application file for complete search history.

(56) **References Cited**

U.S. PATENT DOCUMENTS

1,379,880 A	5/1921	Seaborn
1,414,207 A	4/1922	Reed
1,525,091 A	2/1925	Savidge
1,688,410 A	10/1928	Chayes et al.
1,750,957 A	3/1930	Fowler
1,907,904 A	5/1933	Van Emburg et al.
2,155,082 A	4/1939	Decker
2,194,062 A	3/1940	Albertson et al.
2,262,706 A	11/1941	Benda
2,348,266 A	5/1944	Selby

2,465,309 A	3/1949	Happe et al.
2,545,659 A	3/1951	Ginter
2,553,416 A	5/1951	Koett

(Continued)

FOREIGN PATENT DOCUMENTS

DE	3634734 A1	4/1988
DE	4326652 A1	1/1994

(Continued)

OTHER PUBLICATIONS

Ingersoll Rand. 1207MAX Series. Air Ratchets. Dec. 11, 2009 [online], [retrieved on May 14, 2014]. Retrieved from the Internet <URL: <https://ec.kamandirect.com/content/featured/2011/ingersoll-rand-max-air-tools/downloads/ingersoll-rand-1207max-series-air-ratchet.pdf>>.*

(Continued)

Primary Examiner — Philip S Hyder
Assistant Examiner — Darlington Ly
(74) *Attorney, Agent, or Firm* — Reinhart Boerner Van Deuren P.C.

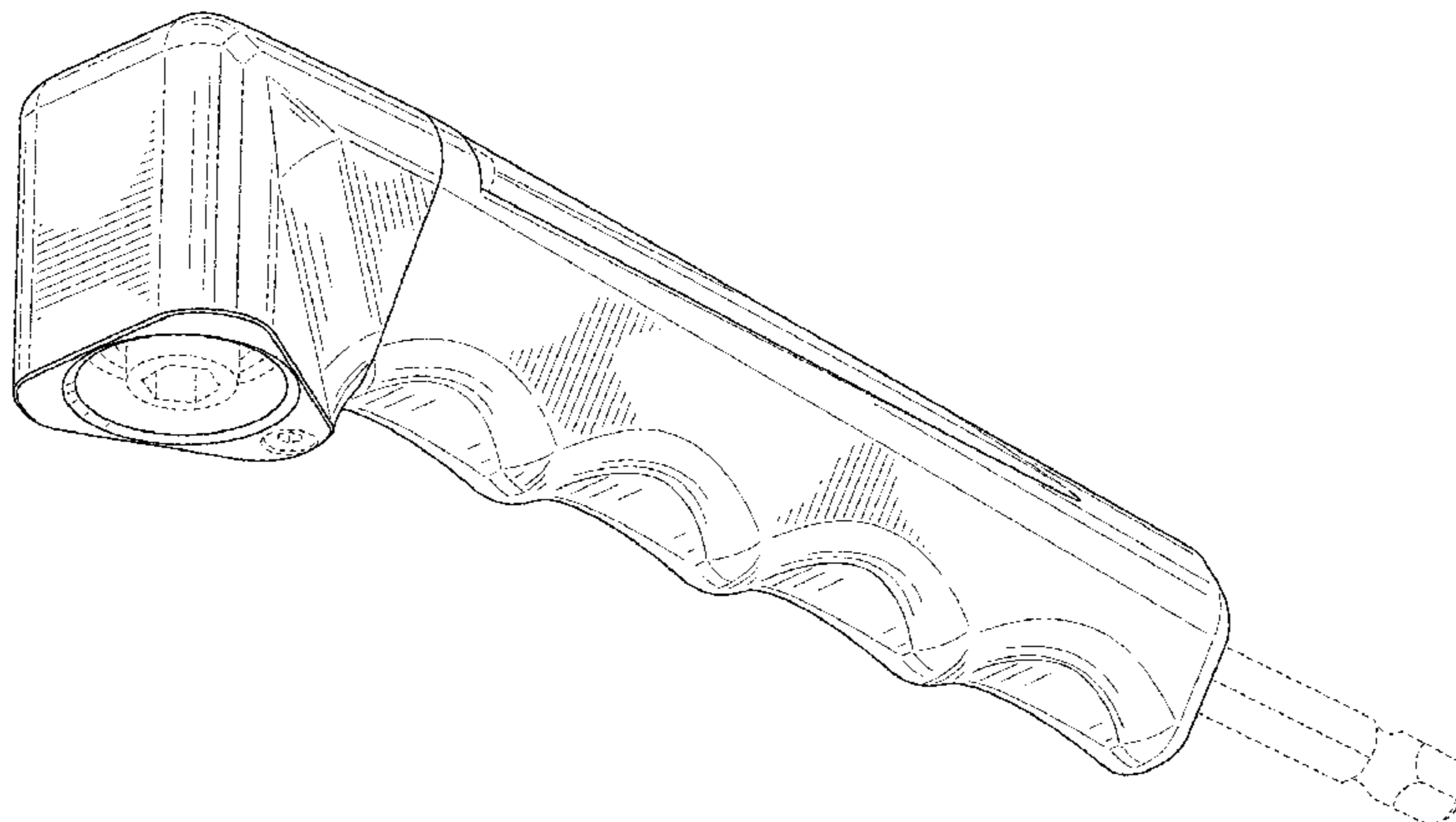
(57) **CLAIM**

The ornamental design for an angle driver, as shown and described.

DESCRIPTION

FIG. 1 is a perspective view of the angle driver;
FIG. 2 is a side view thereof;
FIG. 3 is an opposing side view thereof;
FIG. 4 is a top view thereof;
FIG. 5 is a bottom view thereof;
FIG. 6 is a front view thereof; and,
FIG. 7 is a rear view thereof.
The broken lines shown in the drawings illustrate portions of the angle driver that forms no part of claimed design.

1 Claim, 5 Drawing Sheets



(56)

References Cited

U.S. PATENT DOCUMENTS

2,563,582 A 8/1951 Colucci et al.
 2,589,822 A 3/1952 Kostka
 2,604,795 A 7/1952 Ristow
 2,620,840 A 12/1952 Schafer
 D170,466 S * 9/1953 Kesslering D8/70
 2,669,162 A 2/1954 Arliss
 2,780,942 A 2/1957 Babcock
 2,804,957 A 9/1957 Pechin, Jr.
 2,906,567 A 9/1959 Runton et al.
 3,333,481 A 8/1967 Kulig
 3,456,458 A 7/1969 Dixon
 3,724,561 A 4/1973 Merrels
 3,783,955 A 1/1974 Gill
 4,276,675 A 7/1981 Pioch
 4,321,838 A 3/1982 Feldman
 4,332,147 A 6/1982 Grech
 4,368,556 A 1/1983 Wanner et al.
 4,441,564 A 4/1984 Castillo
 4,643,052 A 2/1987 Badiali
 4,645,388 A 2/1987 Abrahamsen
 RE32,415 E 5/1987 Grech
 4,685,848 A 8/1987 Langer
 4,751,970 A 6/1988 Hecker et al.
 4,820,090 A 4/1989 Chen
 4,840,082 A 6/1989 Terashima et al.
 4,881,294 A 11/1989 Riedl
 4,885,963 A 12/1989 Nishikawa
 4,912,349 A 3/1990 Chang
 4,947,942 A 8/1990 Lightle et al.
 5,188,189 A 2/1993 Hummel
 5,251,706 A 10/1993 Evans
 5,363,723 A 11/1994 Hoffman
 5,404,775 A 4/1995 Abe
 5,482,413 A 1/1996 Argaud
 5,533,581 A 7/1996 Barth et al.
 5,636,698 A 6/1997 Estep et al.
 5,788,903 A 8/1998 Allgaier
 5,863,159 A 1/1999 Lasko
 6,009,776 A 1/2000 Warren
 6,089,331 A 7/2000 Christ
 6,112,621 A 9/2000 Ochiai
 6,125,721 A 10/2000 Yang
 D439,124 S * 3/2001 Duennes D8/70
 6,241,594 B1 6/2001 Lepold
 6,296,427 B1 10/2001 Potter et al.
 6,352,127 B1 3/2002 Yorde
 6,463,824 B1 10/2002 Prell et al.
 D468,175 S * 1/2003 Morgan D8/61
 6,814,156 B2 11/2004 Dieterle et al.

6,820,339 B2 11/2004 Albrightson
 6,863,479 B2 3/2005 Frauhammer et al.
 7,052,382 B2 5/2006 Baker
 D525,502 S * 7/2006 Chen D8/61
 D530,171 S * 10/2006 Baker D8/61
 D535,535 S * 1/2007 Baker D8/25
 7,156,187 B1 1/2007 Townsan
 7,191,494 B2 3/2007 Badiali
 7,191,677 B2 3/2007 Barkdoll
 7,475,740 B2 1/2009 Kozina et al.
 D587,978 S * 3/2009 Aglassinger D8/70
 D624,380 S * 9/2010 Rane et al. D8/61
 D636,245 S * 4/2011 Adkins D8/70
 7,963,346 B2 6/2011 Brodin
 8,281,690 B2 10/2012 Badiali
 D674,676 S * 1/2013 Wang D8/61
 D692,742 S * 11/2013 Wenchel D8/70
 2002/0185289 A1 12/2002 Yorde, Jr.
 2004/0016082 A1 1/2004 Yi
 2004/0065178 A1 4/2004 Anderson et al.
 2004/0159172 A1 8/2004 Barkdoll
 2005/0034276 A1 2/2005 Badiali
 2006/0027048 A1 * 2/2006 Chen 81/57.39
 2006/0289184 A1 * 12/2006 Cheng 173/168
 2008/0003070 A1 1/2008 Hor
 2011/0067513 A1 3/2011 Wilson
 2012/0011954 A1 1/2012 Adkins
 2012/0024096 A1 2/2012 Adkins

FOREIGN PATENT DOCUMENTS

DE 29512161 U1 1/1997
 DE 10001091 A1 7/2001
 EP 1129825 A2 9/2001
 JP H05123915 A 9/2001
 JP 2004261959 A 9/2004
 WO WO 01/81053 A1 11/2001
 WO WO 2005/032769 A1 4/2005

OTHER PUBLICATIONS

Makita Cordless Angle Impact Driver. Electronic Brochure. Oct. 10, 2007 [online], [retrieved on May 14, 2014]. Retrieved from the Internet <URL: http://www.ebuild.com/ImgRepos/btl061_e_view.pdf_03102009_100843untitled/btl061_e_view.pdf>.*
 Wolfcraft Hook Driver; date last visited Oct. 10, 2012; 1 page printed from internet; <http://www.mcfeelys.com/product/WC-2422/Wolfcraft-Hook-Driver>.
 U.S. Appl. No. 29/431,529, filed Sep. 9, 2012, Larson.

* cited by examiner

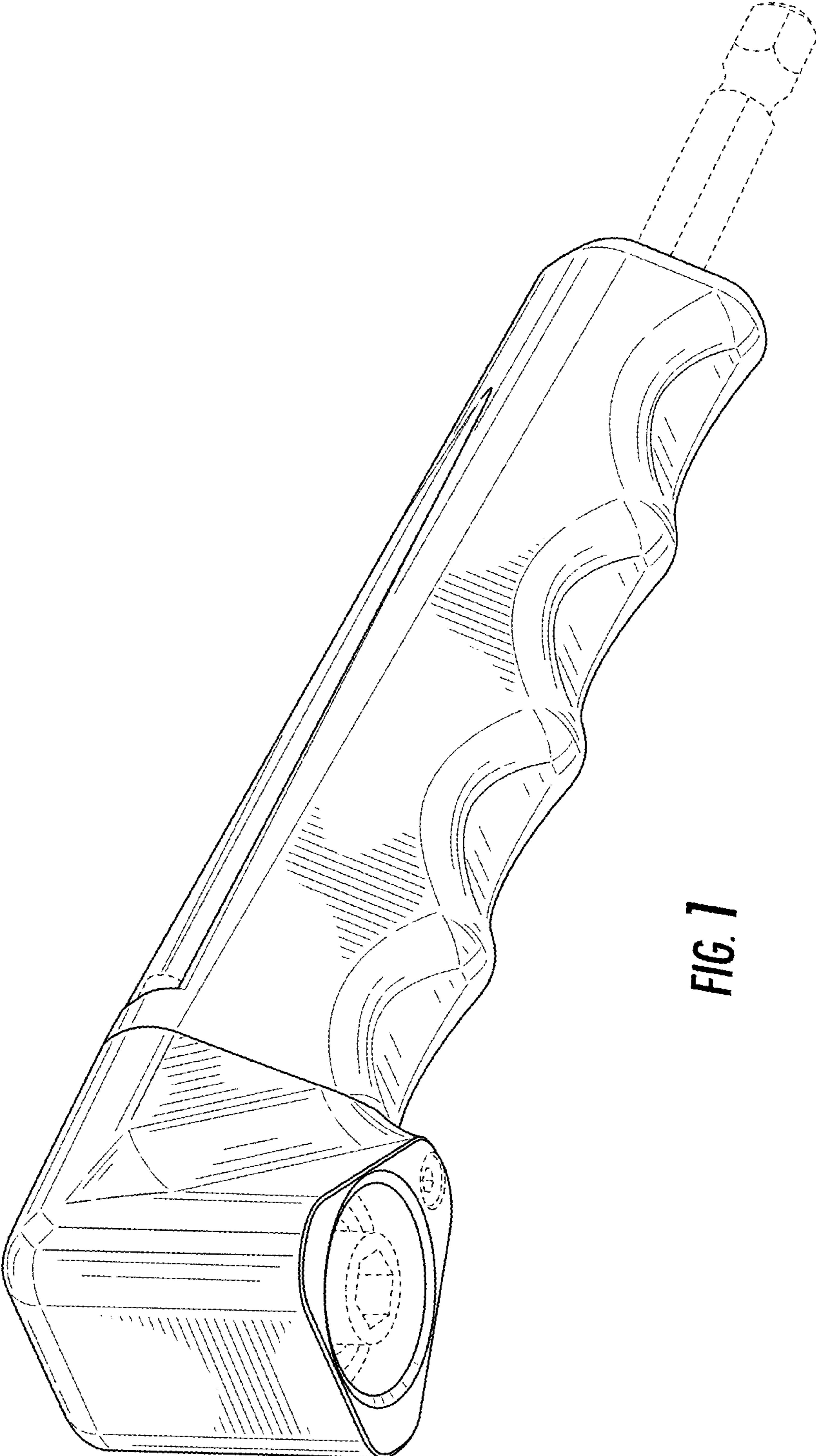


FIG. 1

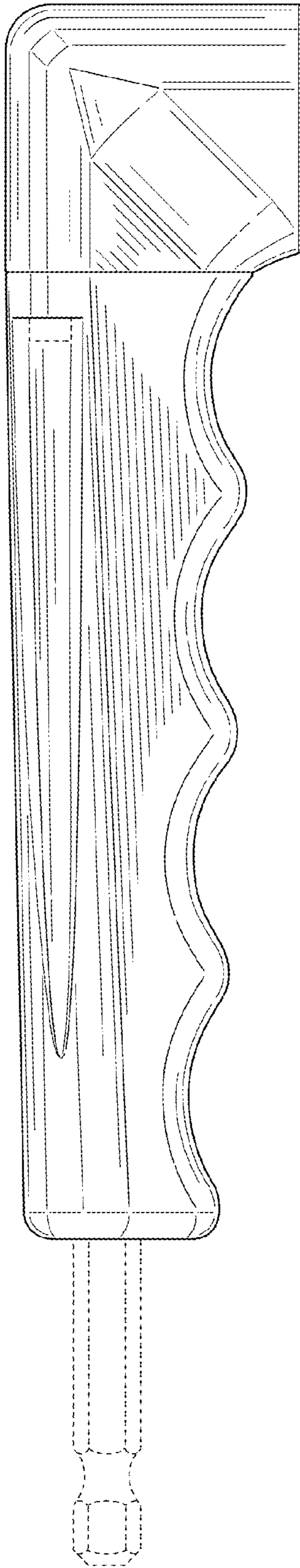


FIG. 2

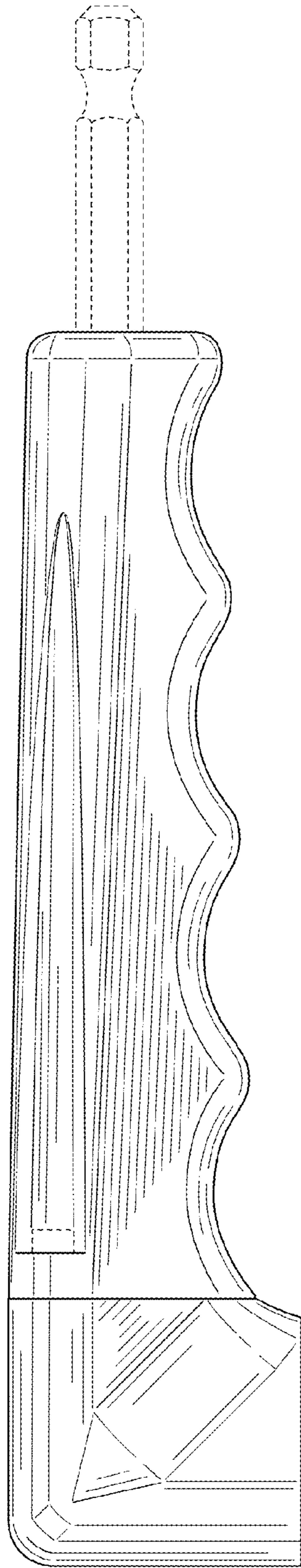


FIG. 3

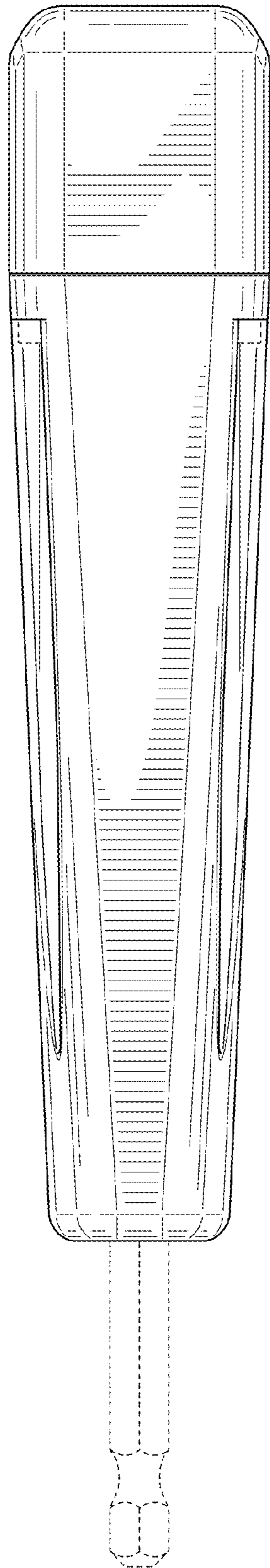


FIG. 4

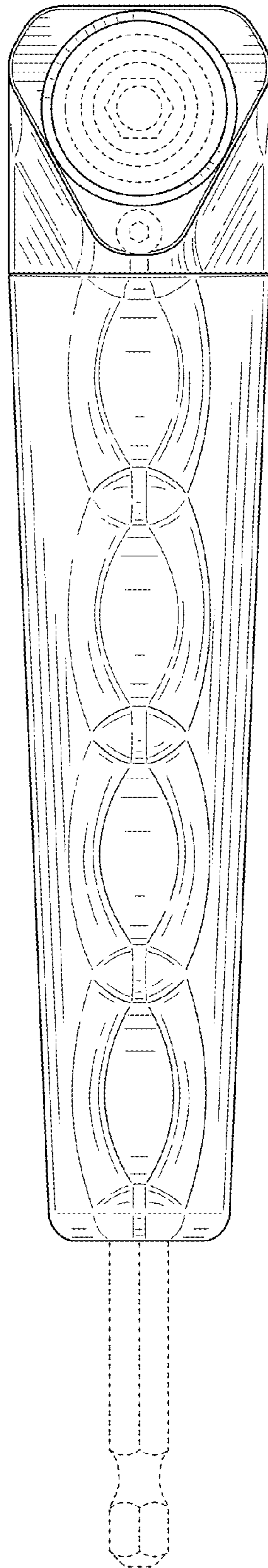


FIG. 5

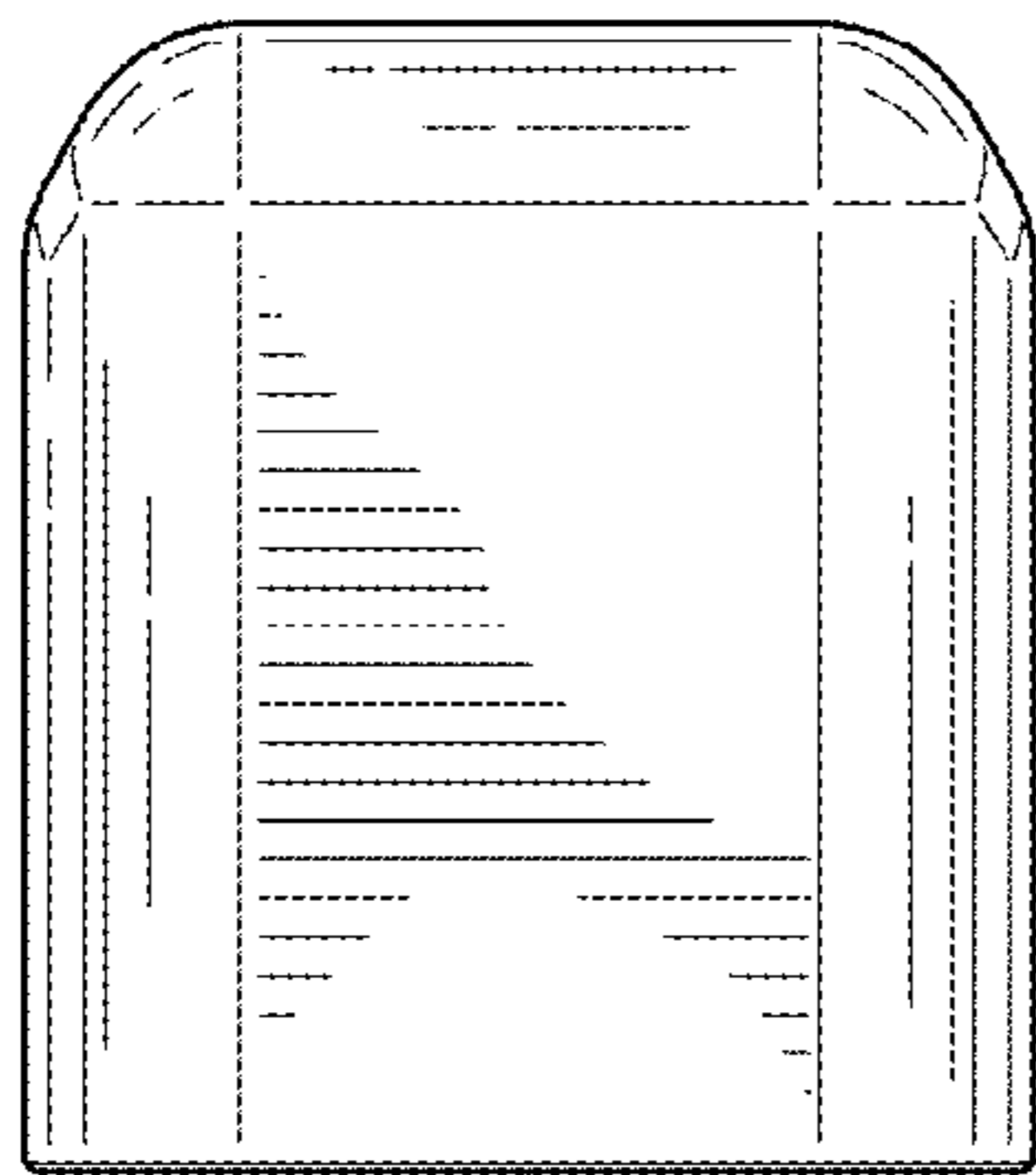


FIG. 6

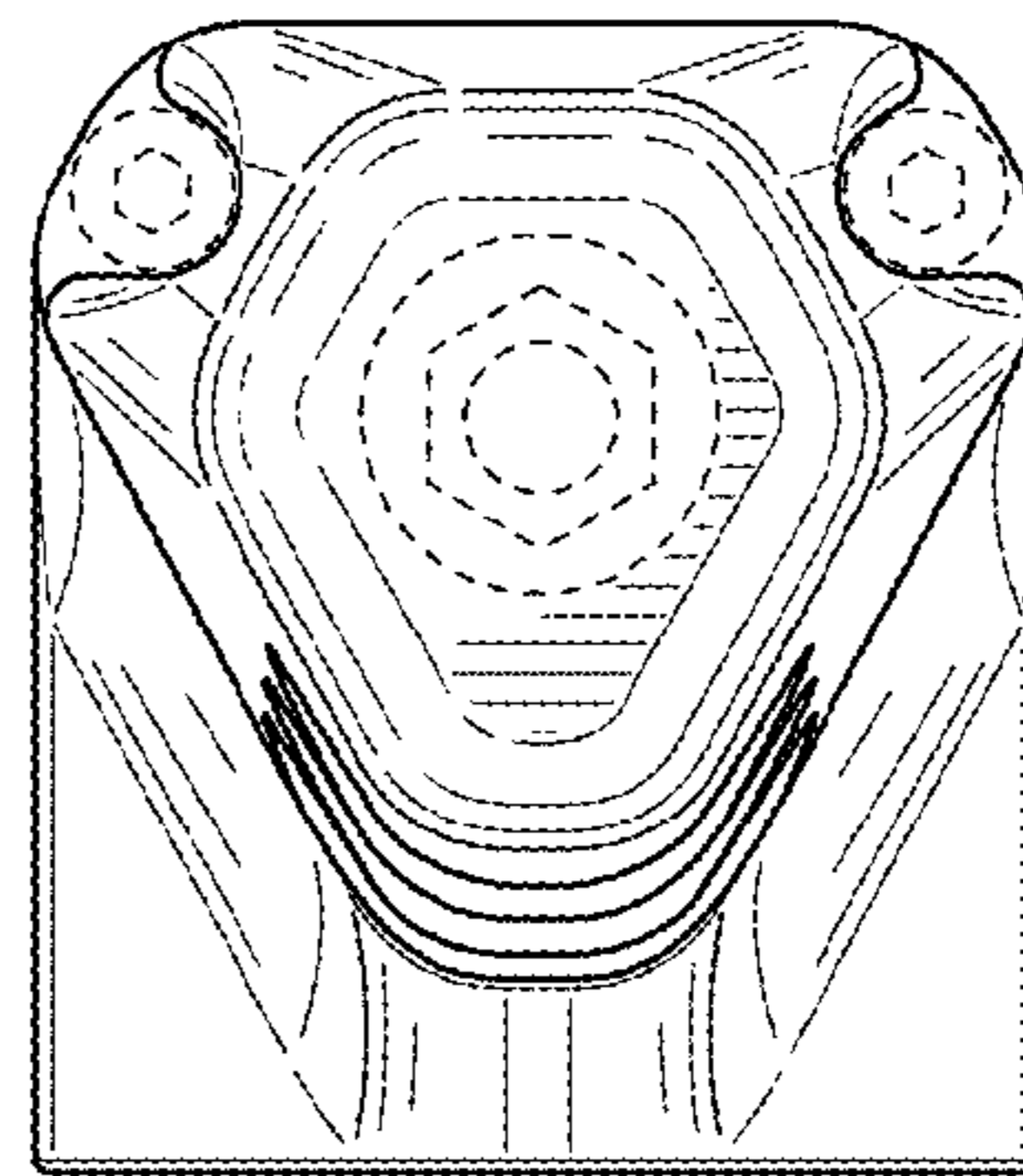


FIG. 7