



US00D712218S

(12) **United States Design Patent**
Nikas

(10) **Patent No.:** **US D712,218 S**

(45) **Date of Patent:** **** Sep. 2, 2014**

(54) **BLADE ASSEMBLY FOR TRIMMER**

(71) Applicant: **Alex Nikas**, San Francisco, CA (US)

(72) Inventor: **Alex Nikas**, San Francisco, CA (US)

(**) Term: **14 Years**

(21) Appl. No.: **29/454,540**

(22) Filed: **May 10, 2013**

(51) **LOC (10) Cl.** **08-01**

(52) **U.S. Cl.**
USPC **D8/8; D8/20**

(58) **Field of Classification Search**
USPC D8/1, 7, 8, 20; 30/223, 210, 225, 216,
30/272.1, 346, 346.56, 355
See application file for complete search history.

(56) **References Cited**

U.S. PATENT DOCUMENTS

4,827,616	A *	5/1989	Sistare	30/210
5,075,972	A *	12/1991	Huang	30/216
5,119,708	A *	6/1992	Musgrove	83/835
D397,590	S *	9/1998	Meloni et al.	D8/8
D439,666	S *	3/2001	Ventura	D24/146
D461,999	S *	8/2002	Nimmo	D8/7
D485,140	S *	1/2004	Rack	D8/20

6,910,276	B2 *	6/2005	Huang	30/223
D555,444	S *	11/2007	Ammann	D8/20
7,603,781	B1 *	10/2009	Szoke, Jr.	30/199
D613,406	S *	4/2010	Agabiti	D24/146
D623,490	S *	9/2010	Lauber	D8/20
D677,998	S *	3/2013	Kusanagi	D7/650
D686,049	S *	7/2013	Ji	D8/20
8,596,166	B2 *	12/2013	Bucks et al.	76/112

* cited by examiner

Primary Examiner — Sheryl Lane

(74) *Attorney, Agent, or Firm* — Meyer IP Law Group

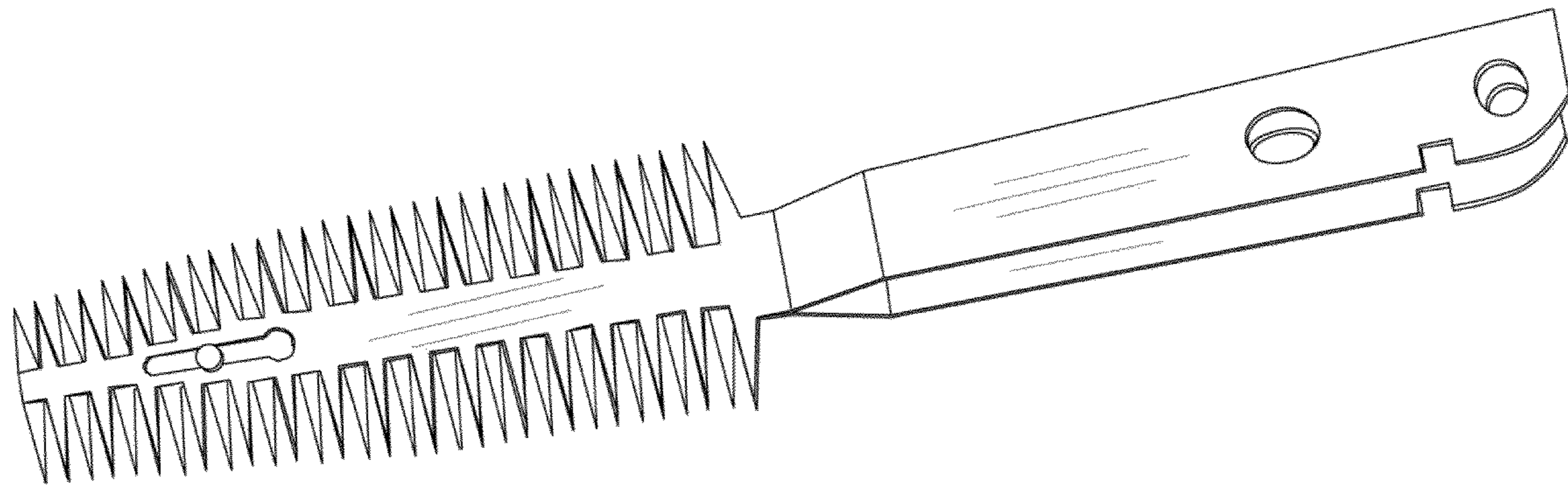
(57) **CLAIM**

The ornamental design for a blade assembly for trimmer, as shown and described.

DESCRIPTION

FIG. 1 is a side view of a first blade of a blade assembly;
FIG. 2 is a bottom view thereof;
FIG. 3 is a side view of a second blade of the blade assembly;
FIG. 4 is a bottom view thereof
FIG. 5 is a side view of the first blade and the second blade mated to form the blade assembly showing my new design;
FIG. 6 is a bottom view thereof; and,
FIG. 7 is a bottom perspective view thereof.

1 Claim, 7 Drawing Sheets



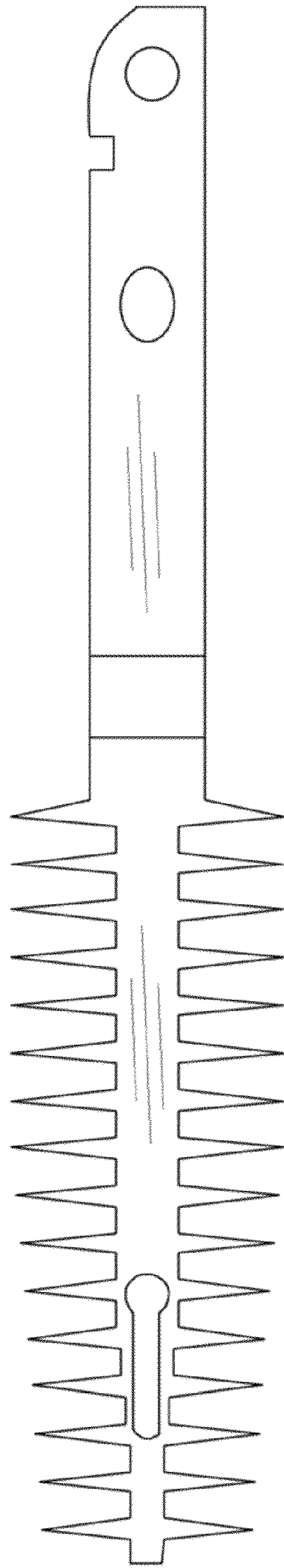


FIG. 1



FIG. 2

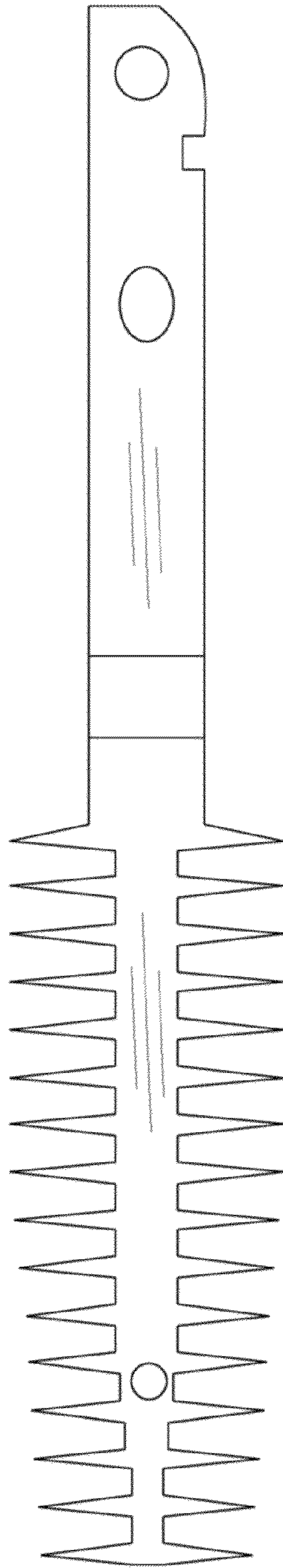


FIG. 3




FIG. 4

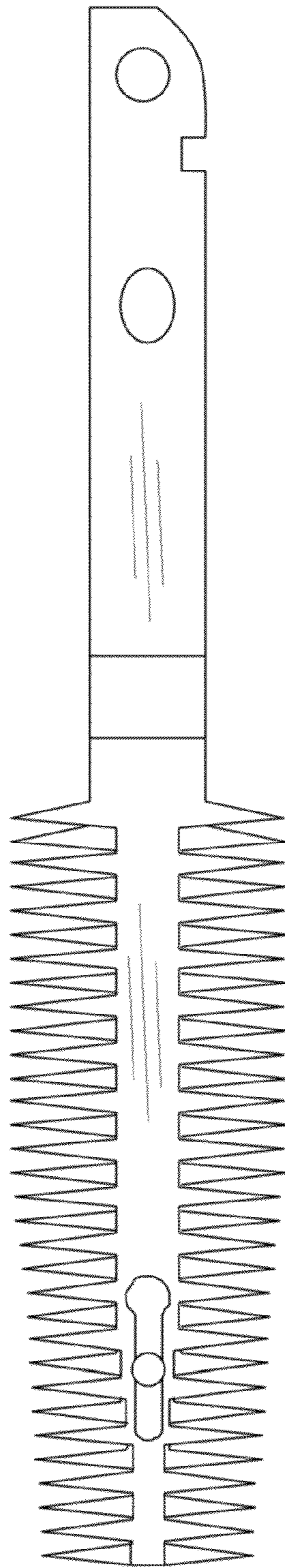


FIG. 5

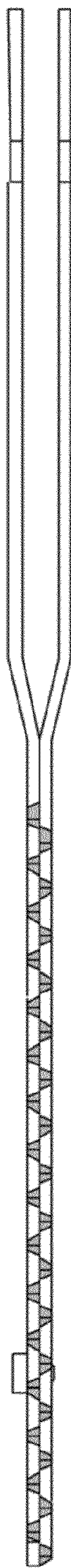


FIG. 6

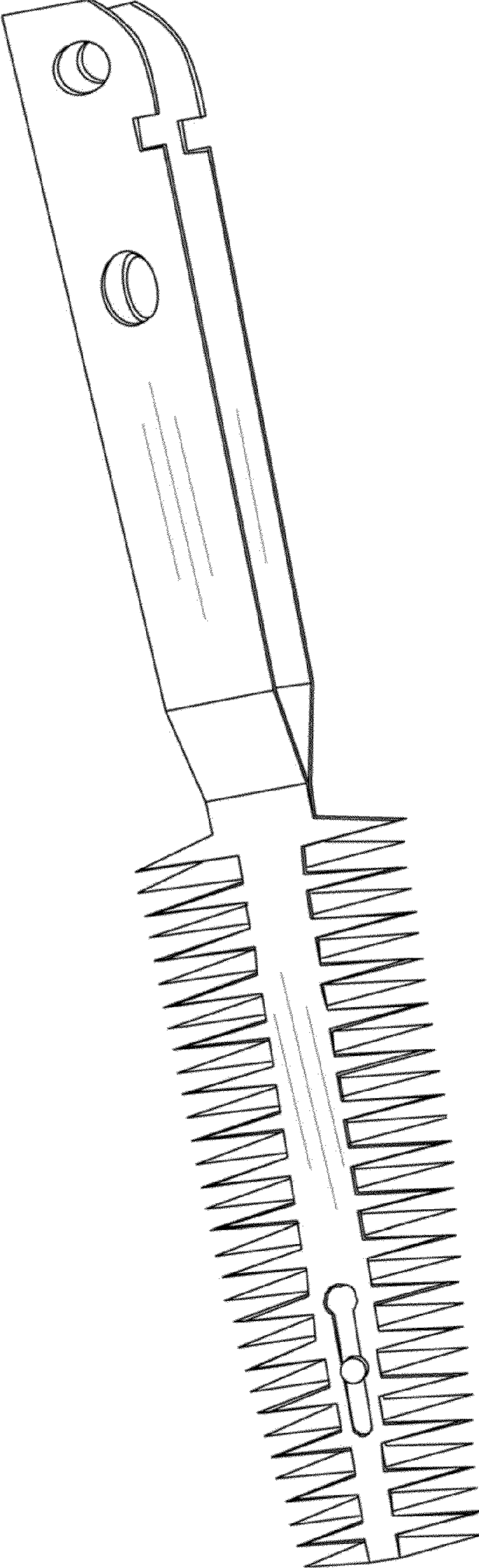


FIG. 7