



US00D712215S

(12) **United States Design Patent**
Tajik et al.

(10) **Patent No.:** **US D712,215 S**
(45) **Date of Patent:** **** Sep. 2, 2014**

(54) **TRIMMER**

(71) Applicant: **Husqvarna AB**, Huskvarna (SE)

(72) Inventors: **Reza Tajik**, Solna (SE); **Rajinder Mehra**, Johanneshov (SE)

(73) Assignee: **Husqvarna AB**, Huskvarna (SE)

(**) Term: **14 Years**

(21) Appl. No.: **29/439,502**

(22) Filed: **Dec. 12, 2012**

(30) **Foreign Application Priority Data**

Jun. 12, 2012 (EM) 002056267-0005
Jun. 12, 2012 (EM) 002056267-0006

(51) **LOC (10) Cl.** **08-01**

(52) **U.S. Cl.**
USPC **D8/8**

(58) **Field of Classification Search**
USPC D8/8, 9; 30/208, 276, 228, 382, 383,
30/216; 56/12.7, 233-237; 172/13; D15/1
See application file for complete search history.

(56) **References Cited**

U.S. PATENT DOCUMENTS

7,275,325 B2 * 10/2007 Warashina et al. 30/276
D580,237 S * 11/2008 Bradford D8/8
D600,515 S * 9/2009 Tinius D8/8
D600,516 S * 9/2009 Tinius D8/8

D600,517 S * 9/2009 Tinius D8/8
D609,067 S * 2/2010 Tinius D8/8
D625,159 S * 10/2010 Tinius D8/8
D625,160 S * 10/2010 Misaki D8/8
D625,972 S * 10/2010 Sweeney D8/8
D648,194 S * 11/2011 Tinius D8/8
8,098,036 B2 * 1/2012 Matsunaga et al. 318/446
D656,371 S * 3/2012 Sweeney D8/8
8,127,455 B2 * 3/2012 Wenckel et al. 30/276
D668,516 S * 10/2012 Landberg D8/8

* cited by examiner

Primary Examiner — Sheryl Lane

(74) *Attorney, Agent, or Firm* — Nelson Mullins Riley & Scarborough LLP

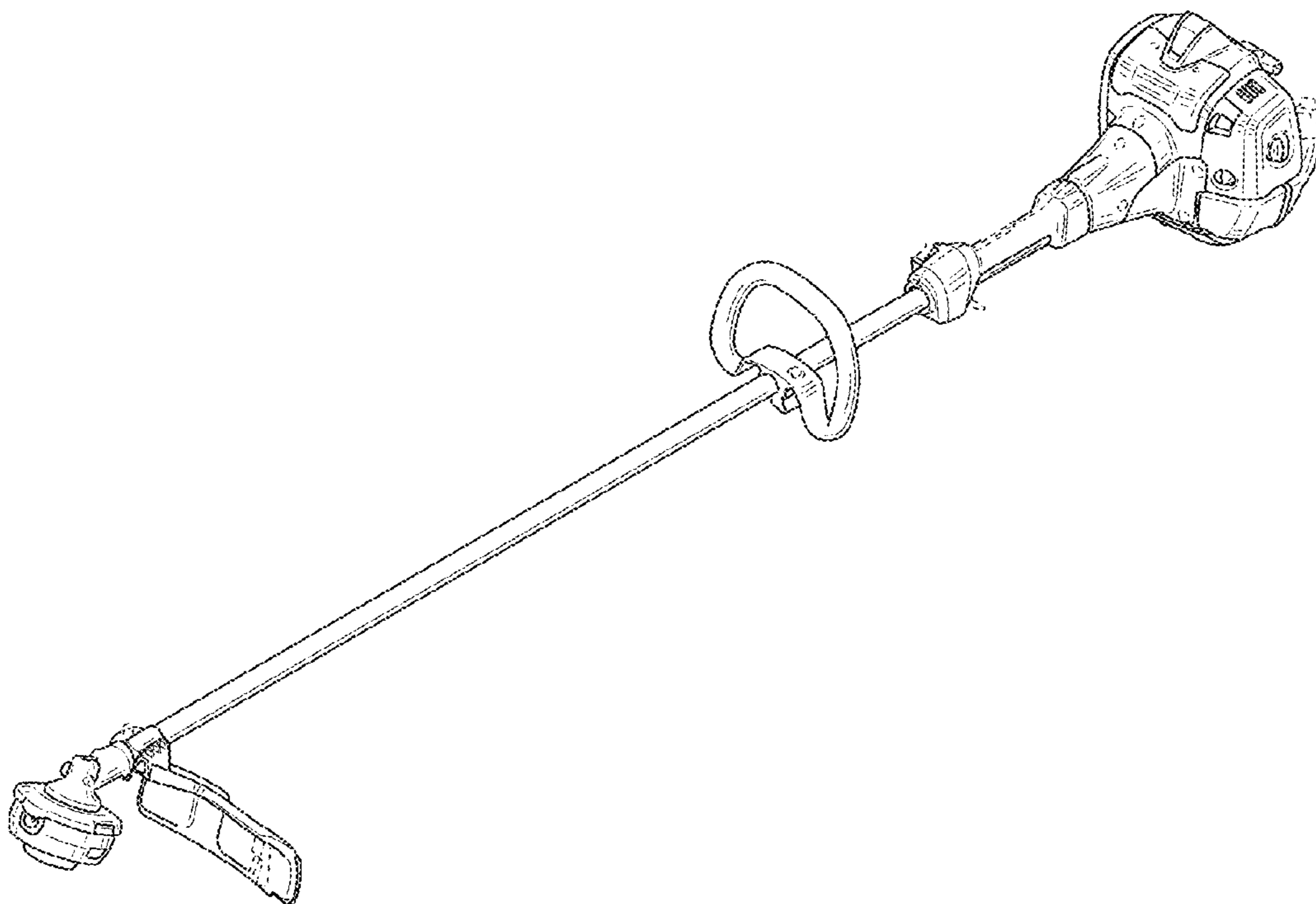
(57) **CLAIM**

The ornamental design for a trimmer, as shown and described.

DESCRIPTION

FIG. 1 is a top perspective view of a trimmer in accordance with an embodiment of the present invention; FIG. 2 is a front view of the trimmer of FIG. 1; FIG. 3 is a rear view of the trimmer of FIG. 1; FIG. 4 is a left side view of the trimmer of FIG. 1; FIG. 5 is a right side view of the trimmer of FIG. 1; FIG. 6 is a top view of the trimmer of FIG. 1; and, FIG. 7 is a bottom view of the trimmer of FIG. 1. The broken lines of FIGS. 1-7 are illustrative of the visible environmental structure of the trimmer and form no part of the claimed design.

1 Claim, 4 Drawing Sheets



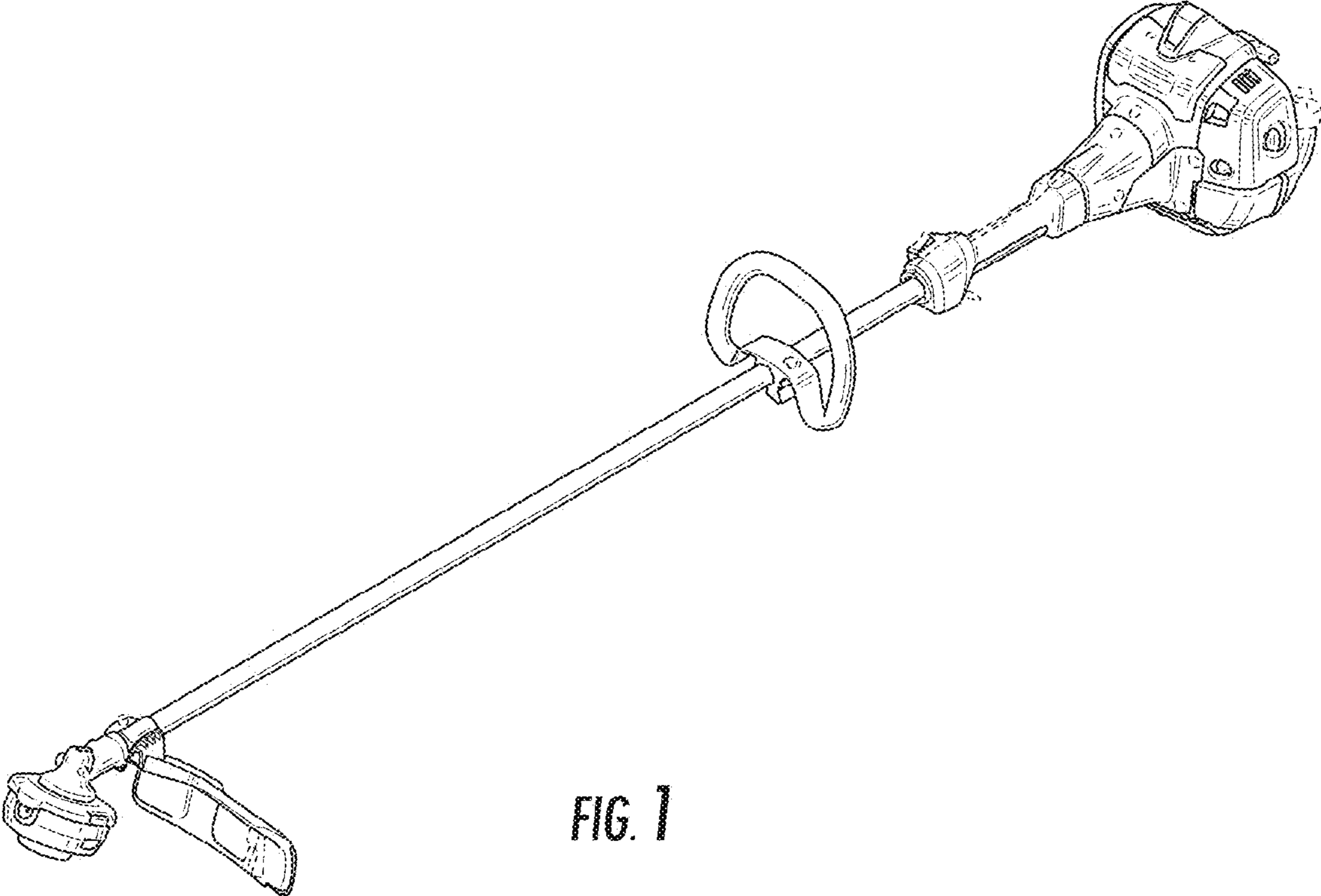


FIG. 1

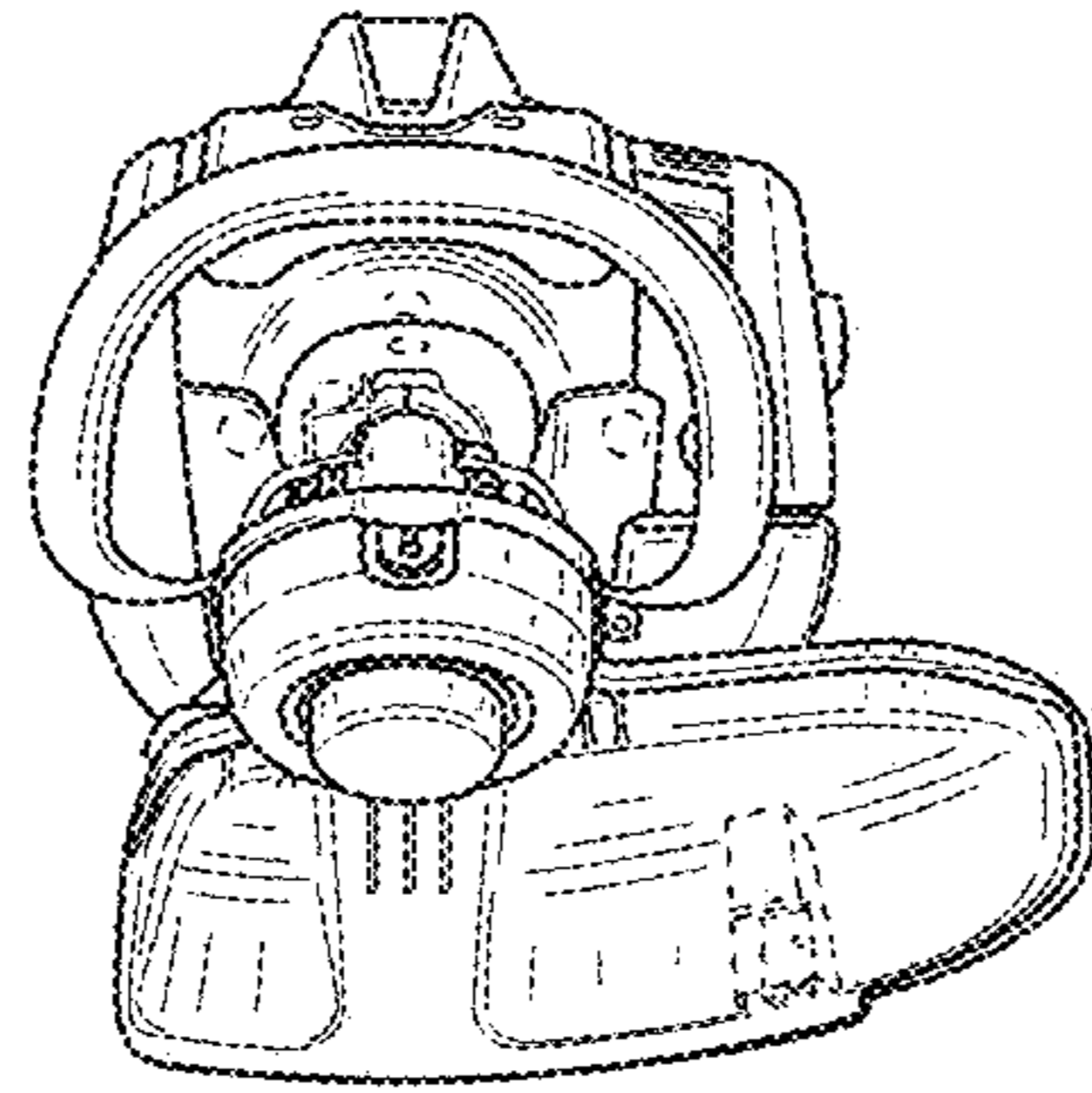


FIG. 2

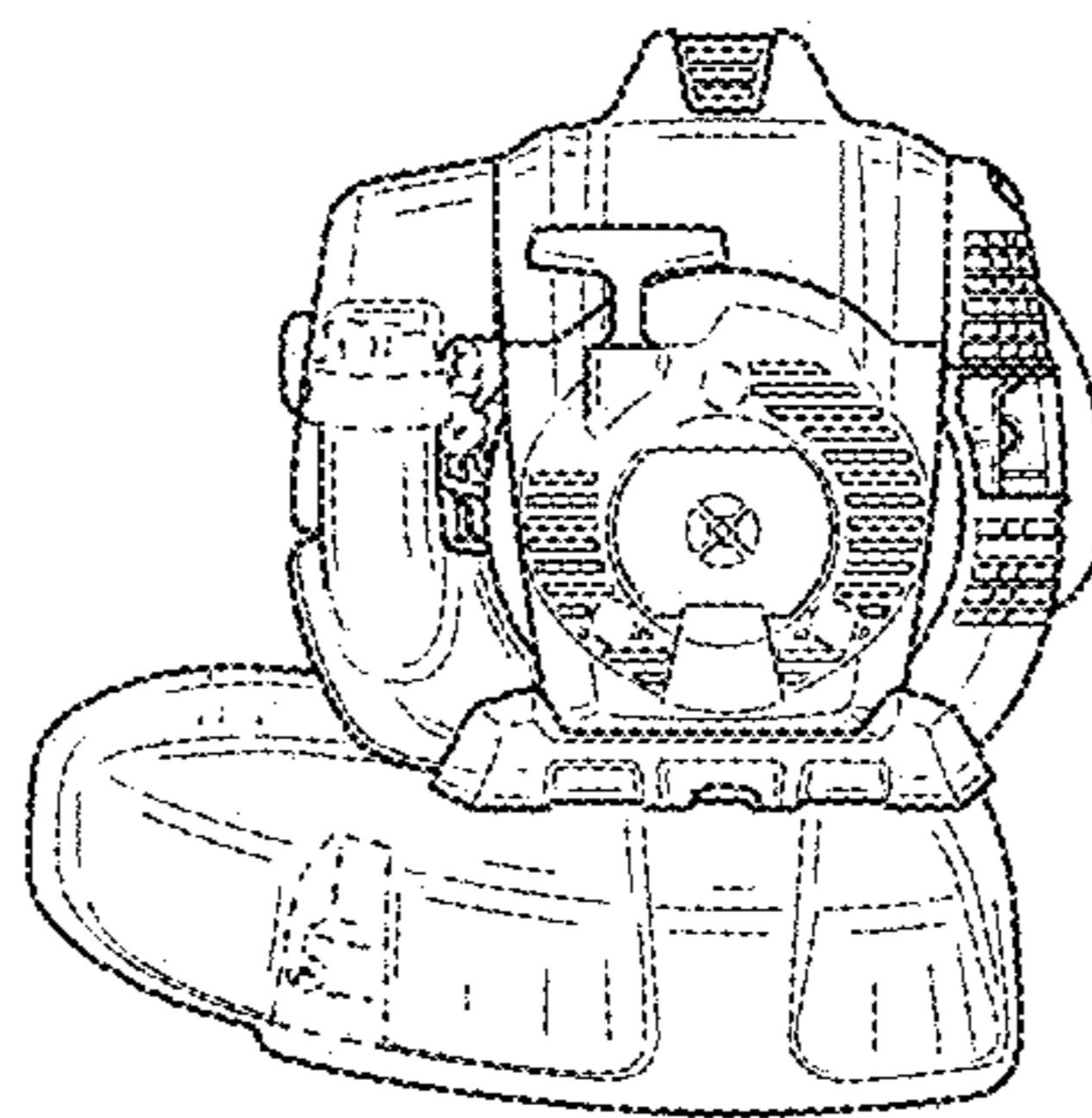


FIG. 3

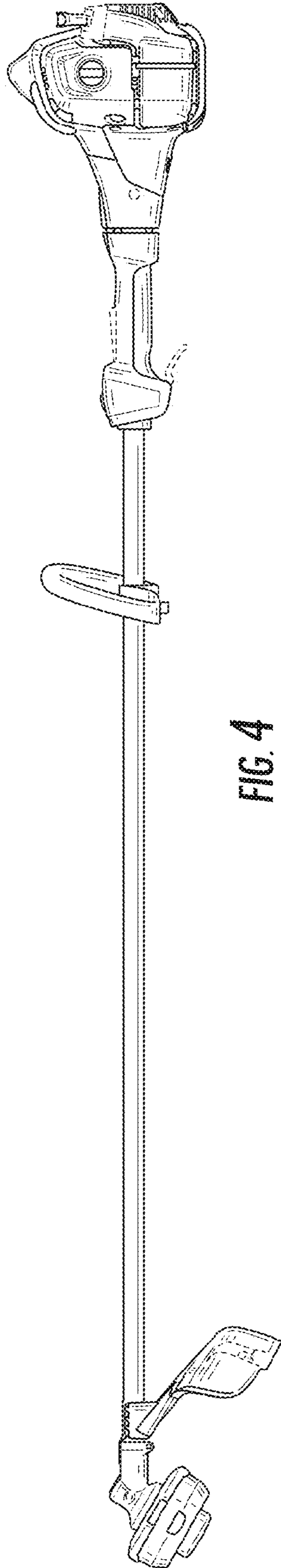


FIG. 4

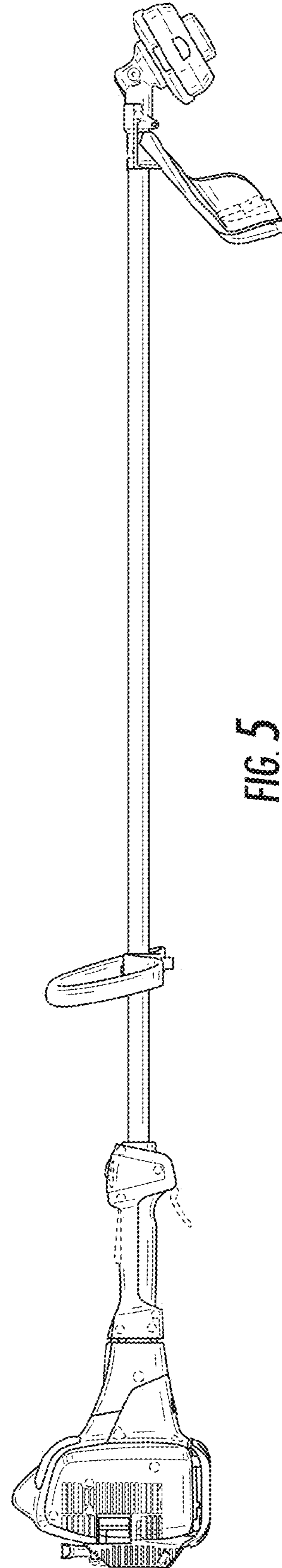


FIG. 5




FIG. 6

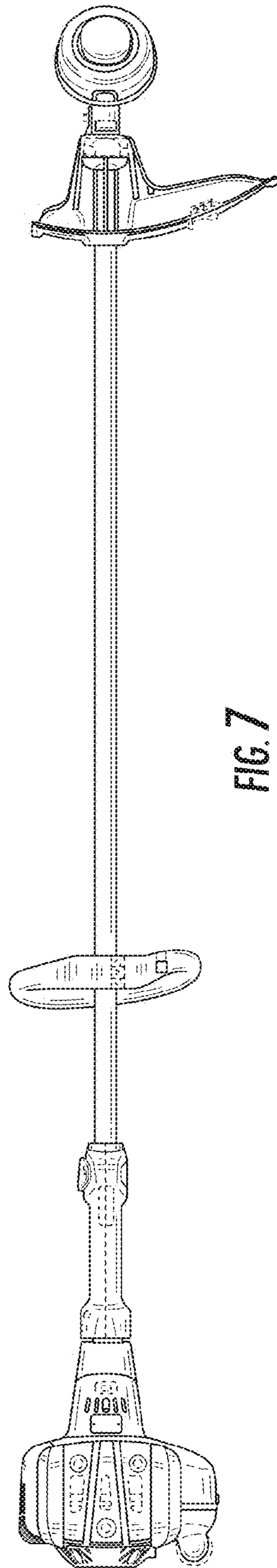


FIG. 7