



US00D712207S

(12) **United States Design Patent**  
**Donovan**

(10) **Patent No.:** **US D712,207 S**

(45) **Date of Patent:** **\*\* Sep. 2, 2014**

(54) **KNIFE WITH TRUNCATED BALL**  
(71) Applicant: **Kyle Donovan**, New York, NY (US)  
(72) Inventor: **Kyle Donovan**, New York, NY (US)  
(\*\*) Term: **14 Years**

D292,663 S 11/1987 Johnson  
D312,749 S 12/1990 Kessler  
D346,722 S 5/1994 Burdick  
D351,091 S 10/1994 Burdick  
D358,741 S 5/1995 Burdick  
5,590,472 A 1/1997 Yaakov  
D460,901 S 7/2002 Geborek

(Continued)

(21) Appl. No.: **29/461,545**

(22) Filed: **Jul. 24, 2013**

(51) **LOC (10) Cl.** ..... **07-03**

(52) **U.S. Cl.**  
USPC ..... **D7/651**; D7/401.2; D7/649

(58) **Field of Classification Search**  
CPC . A47G 21/06; A47G 21/065; A61B 17/3211;  
A61B 17/3213; B26B 1/00; B26B 1/08;  
B26B 1/10; B26B 3/00; B26B 3/02; B26B  
3/03; B26B 3/04; B26B 3/06; B26B 5/00;  
B26B 5/001; B26B 5/007; B26B 7/00; B26B  
7/005; B26B 9/00; B26B 9/02; B26B 11/00;  
B26B 11/006; B26B 17/00; B26B 17/006  
USPC ..... D7/393-395, 401.2, 642-652, 693,  
D7/695-696; D8/93, 97-100, 107, 300,  
D8/321; D22/117-118; 30/136, 142,  
30/147-149, 329, 340-345  
See application file for complete search history.

**FOREIGN PATENT DOCUMENTS**

JP 54025184 U 2/1979  
JP 57002877 U 1/1982

(Continued)

**OTHER PUBLICATIONS**

Non-Final Office Action dated May 21, 2013 issued on U.S. Appl. No. 13/304,341, filed Nov. 24, 2011, inventor: Donovan, Kyle.

(Continued)

*Primary Examiner* — Ricky Pham  
(74) *Attorney, Agent, or Firm* — Franklin & Associates International Inc; Matthew F. Lambrinos

(57) **CLAIM**  
The ornamental design for a knife with a truncated ball, as shown and described.

(56) **References Cited**

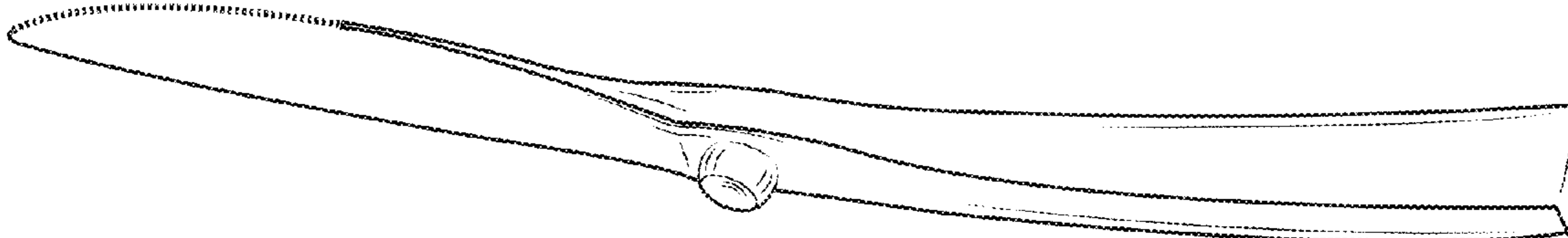
**U.S. PATENT DOCUMENTS**

275,112 A 4/1883 Aldom  
308,753 A \* 12/1884 Cox ..... 30/340  
1,528,679 A 3/1925 Maoleod  
D145,144 S 7/1946 Price  
D177,740 S \* 5/1956 Lantham ..... D7/652  
2,752,678 A 7/1957 Welch  
D180,760 S \* 8/1957 Baer ..... D7/649  
D182,827 S \* 5/1958 Lantham ..... D7/652  
D189,820 S \* 2/1961 Barr ..... D7/649  
D202,892 S \* 11/1965 Centa ..... D7/649  
D291,046 S 7/1987 Johnson

**DESCRIPTION**

FIG. 1 is a bottom, left side perspective view of the knife with truncated ball showing my new design;  
FIG. 2 is an enlarged first end view thereof;  
FIG. 3 is a left side elevation view thereof;  
FIG. 4 is a right side elevation view thereof;  
FIG. 5 is an enlarged second end view thereof;  
FIG. 6 is a top plan view thereof;  
FIG. 7 is a bottom plan view thereof; and,  
FIG. 8 is a top, left side perspective view thereof.

**1 Claim, 8 Drawing Sheets**



(56)

References Cited

U.S. PATENT DOCUMENTS

D470,021 S \* 2/2003 Jalet ..... D7/649  
D483,991 S \* 12/2003 Poupel ..... D7/401.2  
D491,026 S \* 6/2004 Welch ..... D7/652  
D492,163 S \* 6/2004 Welch ..... D7/652  
7,055,200 B2 6/2006 Lion et al.  
D526,862 S 8/2006 Lion et al.  
D546,634 S 7/2007 Hauser  
D547,132 S \* 7/2007 Claramunt ..... D7/649  
D579,732 S \* 11/2008 deBretton Gordon ..... D7/649  
D670,977 S \* 11/2012 Ogata ..... D7/649  
D674,669 S 1/2013 Gerli  
D681,401 S 5/2013 Donovan  
2007/0214650 A1 9/2007 Tomazini  
2013/0133206 A1 5/2013 Donovan  
2013/0133207 A1 5/2013 Donovan

FOREIGN PATENT DOCUMENTS

KR 20100076837 A 7/2010  
SU 397198 A 11/1974  
WO 9006709 A 6/1990  
WO 2013078454 A 5/2013

OTHER PUBLICATIONS

Joseph Joseph, Elevate Tongs, Web page, accessed: Oct. 11, 2011.  
Joseph Joseph, Elevate Tongs, Web page <http://www.josephjoseph.com/product/view/19>, downloaded Jul. 23 2013.  
PCT Written Opinion of the International Searching Authority of Feb. 28, 2013, issued on International Patent Application No. PCT/US2012/066453, Applicant: Donovan, Kyle.

\* cited by examiner

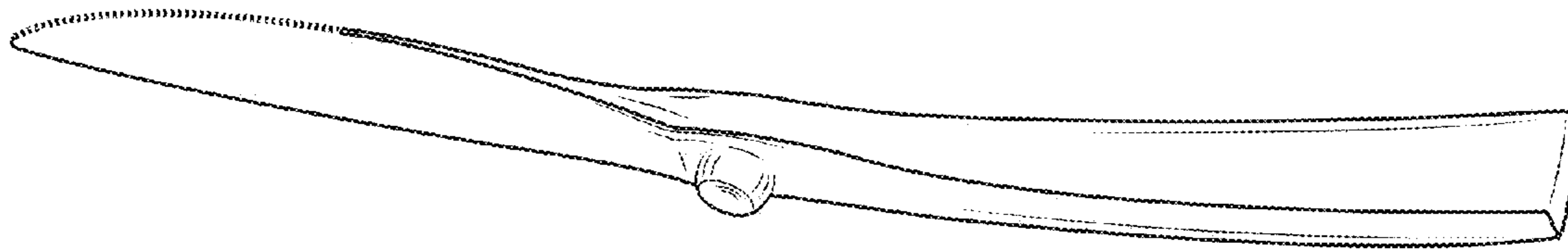


FIG. 1




FIG. 2

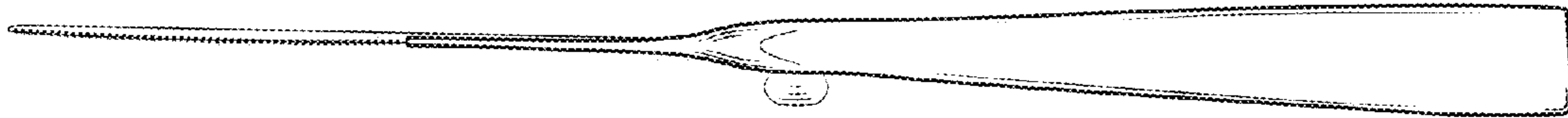


FIG. 3

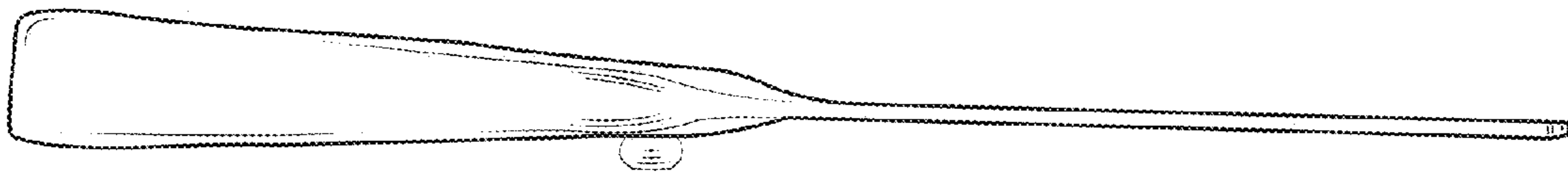


FIG. 4

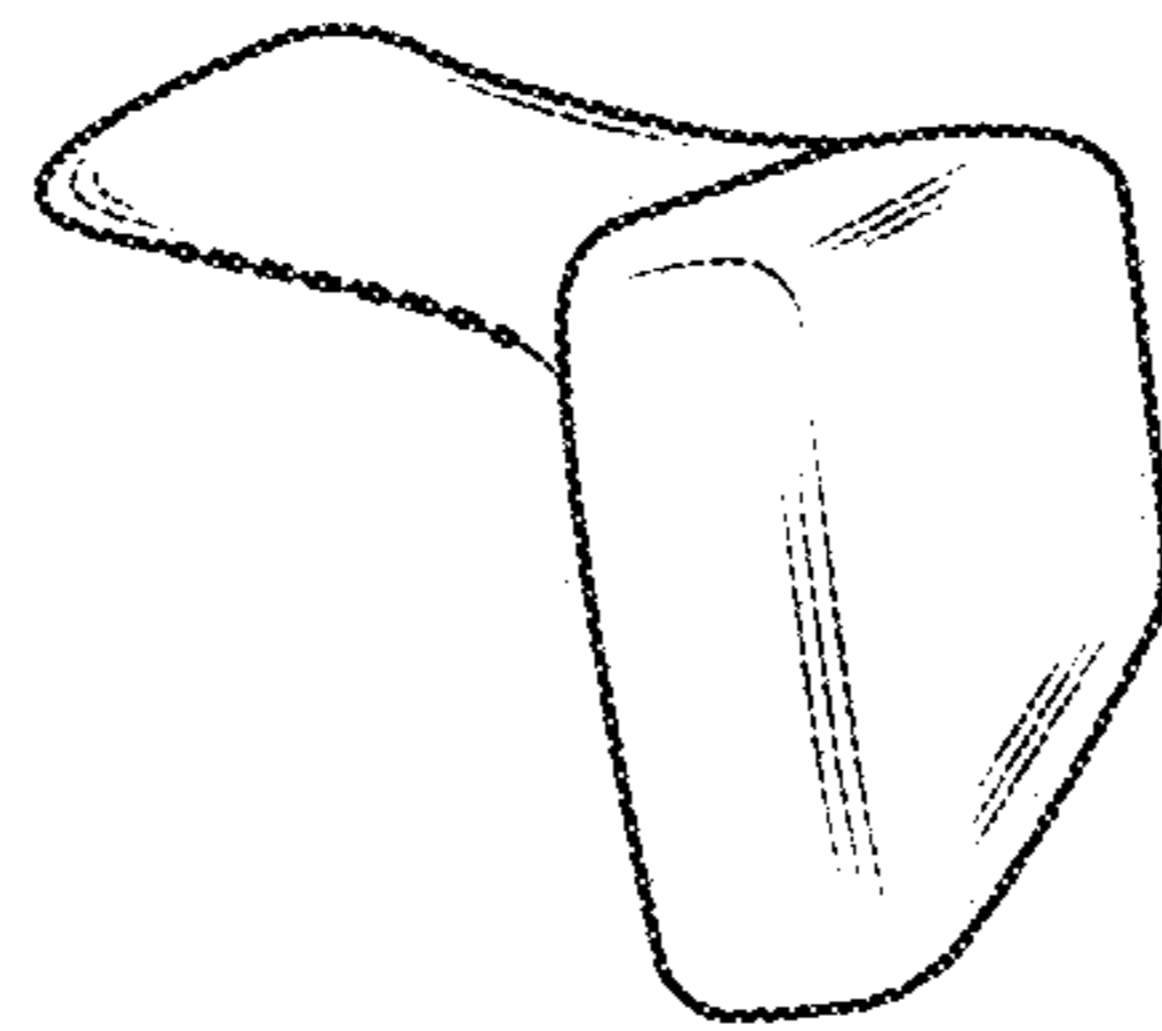


FIG. 5



FIG. 6






FIG. 7



FIG. 8