



US00D712187S

(12) **United States Design Patent**
Wilder et al.

(10) **Patent No.:** **US D712,187 S**
(45) **Date of Patent:** **** Sep. 2, 2014**

(54) **DRINKING FOUNTAIN AND WATER PURIFIER**

(71) Applicant: **Strauss Water Ltd.**, Petach Tikva (IL)

(72) Inventors: **Haim Wilder**, Raanana (IL); **Michal Gur Shavit**, Petach Tikva (IL); **Rami Ronen**, Or Yehuda (IL)

(73) Assignee: **Strauss Water Ltd.**, Petach Tikva (IL)

(**) Term: **14 Years**

(21) Appl. No.: **29/437,438**

(22) Filed: **Nov. 16, 2012**

(30) **Foreign Application Priority Data**

May 20, 2012 (IL) 52715

(51) **LOC (10) Cl.** **07-01**

(52) **U.S. Cl.**
USPC **D7/306; D7/311**

(58) **Field of Classification Search**
USPC D7/300, 306, 313, 305, 309-311;
D23/207, 209; 210/232, 681, 748.1;
99/295

See application file for complete search history.

(56) **References Cited**

U.S. PATENT DOCUMENTS

D323,875 S * 2/1992 Kang et al. D23/209
D408,887 S * 4/1999 Hagen D23/209
D463,192 S * 9/2002 Uneo et al. D7/306
D486,883 S * 2/2004 O'Loughlin D23/209
D487,376 S * 3/2004 Uneo et al. D7/306

D500,119 S * 12/2004 Gaignet et al. D23/207
D506,525 S * 6/2005 Wang D23/207
D521,107 S * 5/2006 Gaignet et al. D23/207
7,470,364 B2 * 12/2008 Oranski et al. 210/198.1
D599,606 S * 9/2009 Wakita et al. D7/306
7,645,381 B2 * 1/2010 Oranski et al. 210/198.1
7,987,769 B2 * 8/2011 Oranski et al. 99/295
D667,674 S * 9/2012 Wilder et al. D7/306
D674,231 S * 1/2013 Wilder et al. D7/306
D677,509 S * 3/2013 Wang D7/306
D681,386 S * 5/2013 Pininfarina D7/306

* cited by examiner

Primary Examiner — Marianne Pandozzi

(74) *Attorney, Agent, or Firm* — Wiggin and Dana LLP;
Gregory S. Rosenblatt

(57) **CLAIM**

The ornamental design for a drinking fountain and water purifier, as shown and described.

DESCRIPTION

FIG. 1 is a front and left side perspective of a new design for a drinking fountain and water purifier with the tray at a closed position;

FIG. 2 is a front view of the new design seen in FIG. 1 with the tray at an opened position;

FIG. 3 is a front view of the new design seen in FIG. 1 with the tray at a closed position;


FIG. 4 is a rear view of the design seen in FIG. 1;

FIG. 5 is a left side view of the design seen in FIG. 1 with the tray at an opened position;

FIG. 6 is a right side view of the design seen in FIG. 1 with the tray at an opened position; and,

FIG. 7 is a top view of the design seen in FIG. 1.

1 Claim, 7 Drawing Sheets






FIG.1




FIG.2




FIG.3




FIG.4




FIG.5




FIG.6




FIG.7