



US00D712152S

(12) **United States Design Patent**
Tong

(10) **Patent No.:** **US D712,152 S**

(45) **Date of Patent:** **** Sep. 2, 2014**

(54) **LUGGAGE HANDLE PULL BAR**
(71) Applicant: **Joy Tong**, Boca Raton, FL (US)
(72) Inventor: **Joy Tong**, Boca Raton, FL (US)
(**) Term: **14 Years**

(21) Appl. No.: **29/480,709**

(22) Filed: **Jan. 28, 2014**

(51) **LOC (10) Cl.** **03-01**

(52) **U.S. Cl.**
USPC **D3/318; D8/316**

(58) **Field of Classification Search**
USPC D3/318, 321, 322, 324, 328, 216, 217,
D3/273, 276, 279, 281, 282, 291;
D8/300-302, 316-317, 319-320,
D8/321-322, 273; 16/10.1, 113.1, 114.1,
16/405-406, 408, 421-422; 190/18 A, 39,
190/111, 114-115

See application file for complete search history.

(56) **References Cited**

U.S. PATENT DOCUMENTS

D424,400 S * 5/2000 Lin D8/302
D432,893 S * 10/2000 Lu D8/316
D432,895 S * 10/2000 Lu D8/316
D450,998 S * 11/2001 Wang D8/316
D455,635 S * 4/2002 Chen D8/321

6,550,102 B1 * 4/2003 Liang 16/113.1
6,918,475 B2 * 7/2005 Lin et al. 190/115
D553,363 S * 10/2007 Chen D3/318
D553,364 S * 10/2007 Moon D3/318
D575,511 S * 8/2008 Moon D3/318
D651,803 S * 1/2012 Wu D3/318
D681,954 S * 5/2013 Jiang D3/318
2003/0000786 A1 * 1/2003 Lau 190/115

* cited by examiner

Primary Examiner — Thomas Johannes

Assistant Examiner — Holly E Thurman

(74) *Attorney, Agent, or Firm* — Pai Patent & Trademark
Law Firm; Chao-Chang David Pai

(57) **CLAIM**

The ornamental design for a luggage handle pull bar, as shown and described.

DESCRIPTION

FIG. 1 is a left side perspective view of a luggage handle pull bar, showing my new design;

FIG. 2 is a front elevational view thereof;

FIG. 3 is a rear elevational view thereof;

FIG. 4 is a left side elevational view thereof;

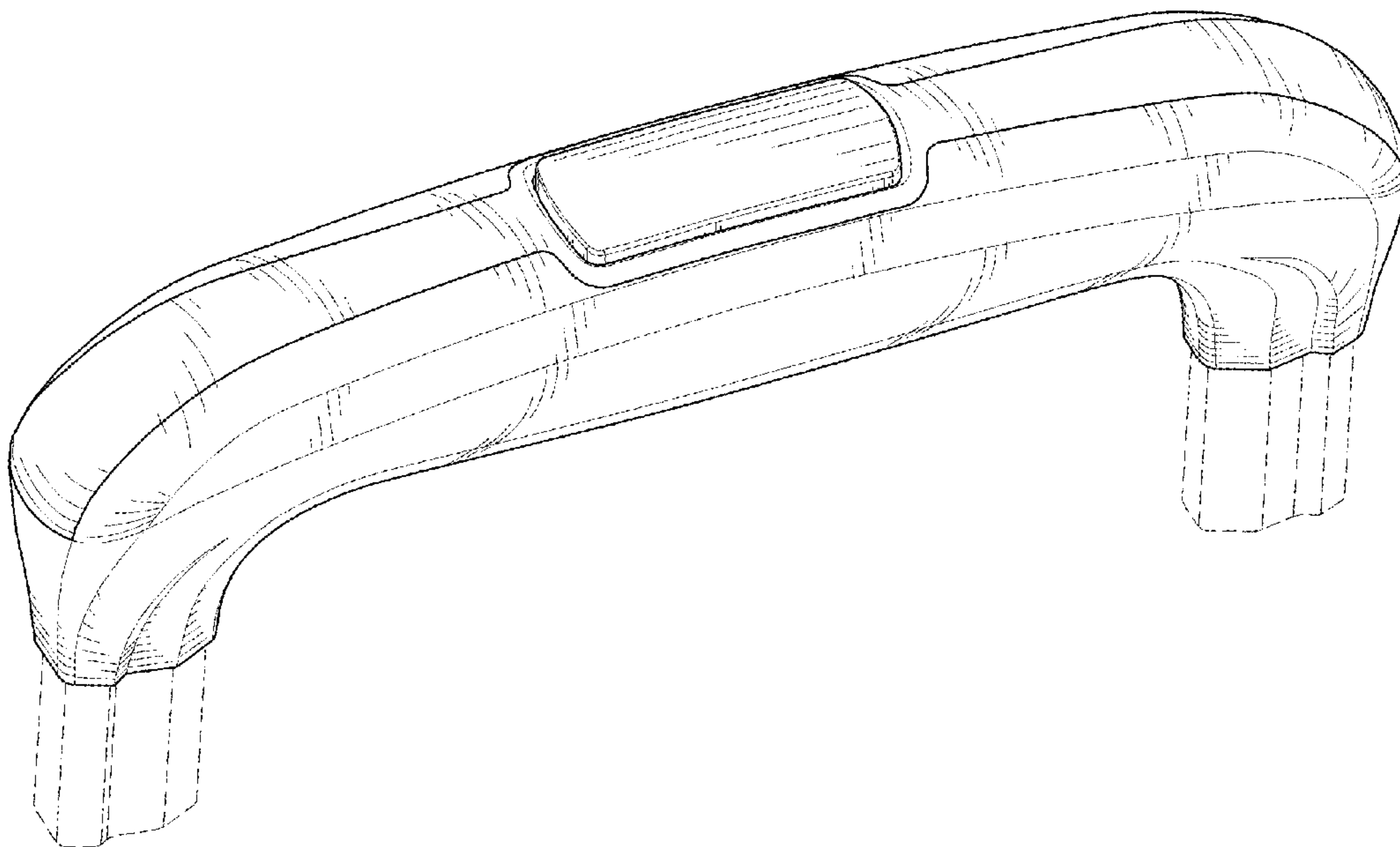
FIG. 5 is a right side elevational view thereof;

FIG. 6 is a top plan view thereof; and,

FIG. 7 is a bottom plan view thereof.

The broken lines depict unclaimed subject matter only, which forms no part of the claimed design.

1 Claim, 5 Drawing Sheets



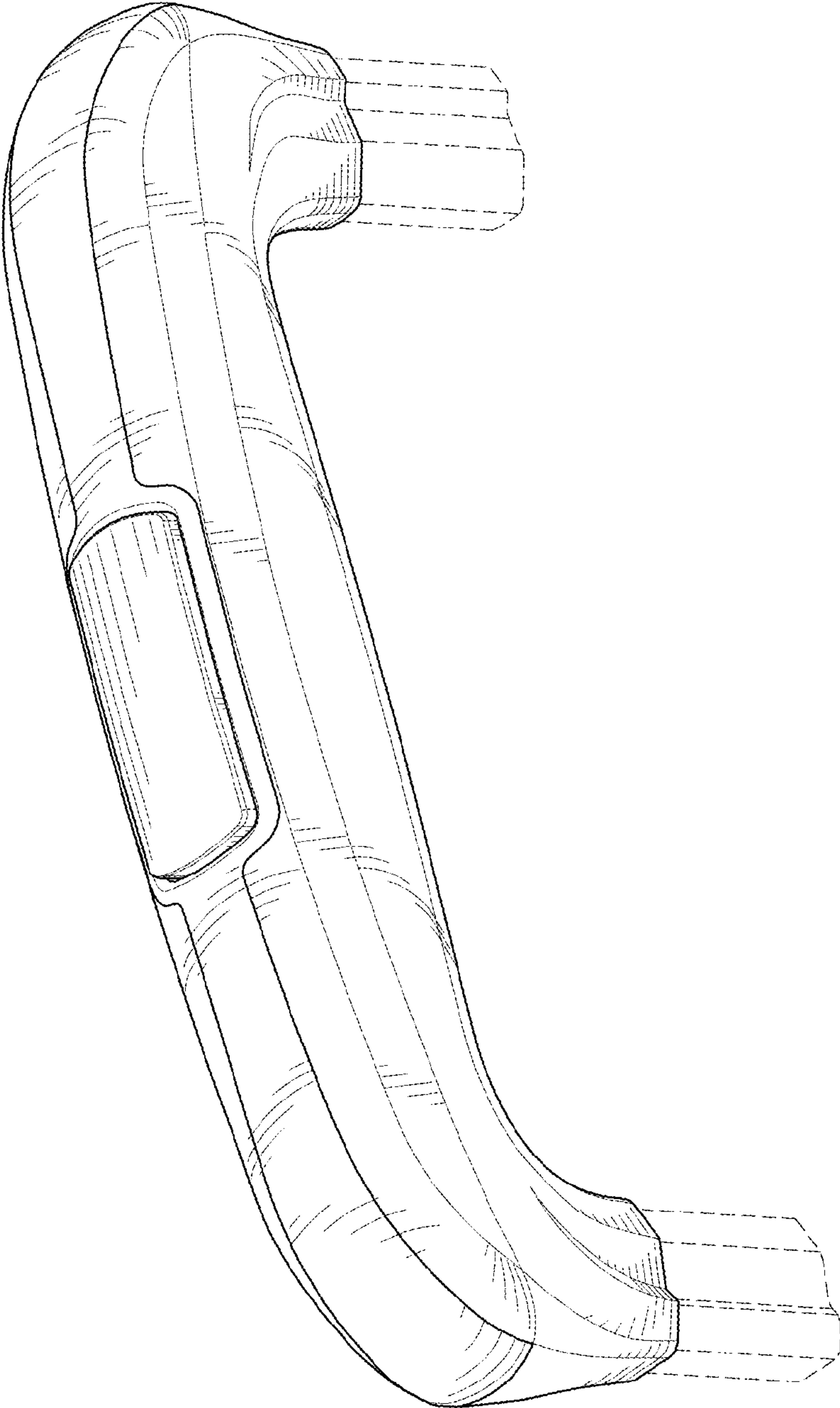


FIG. 1

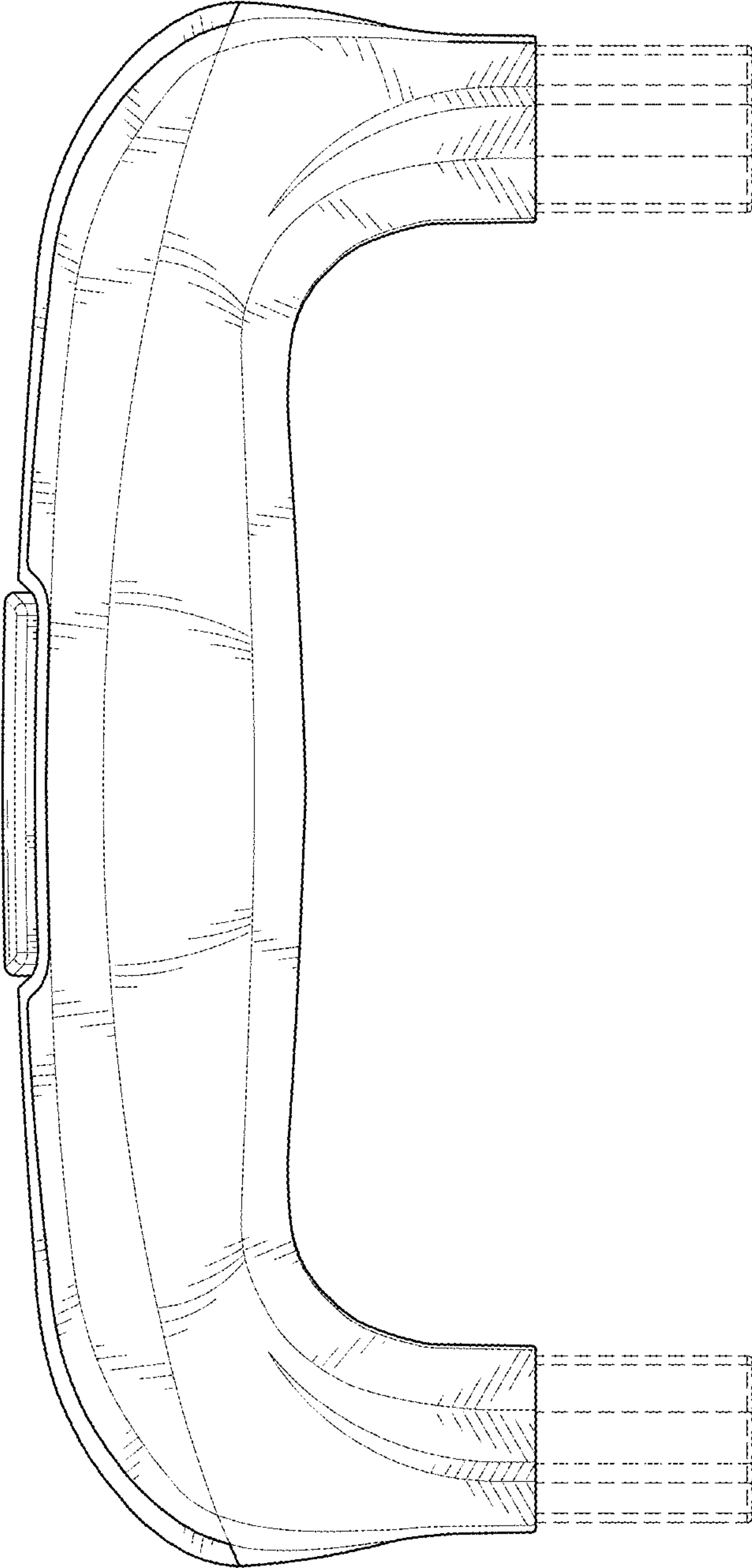


FIG. 2

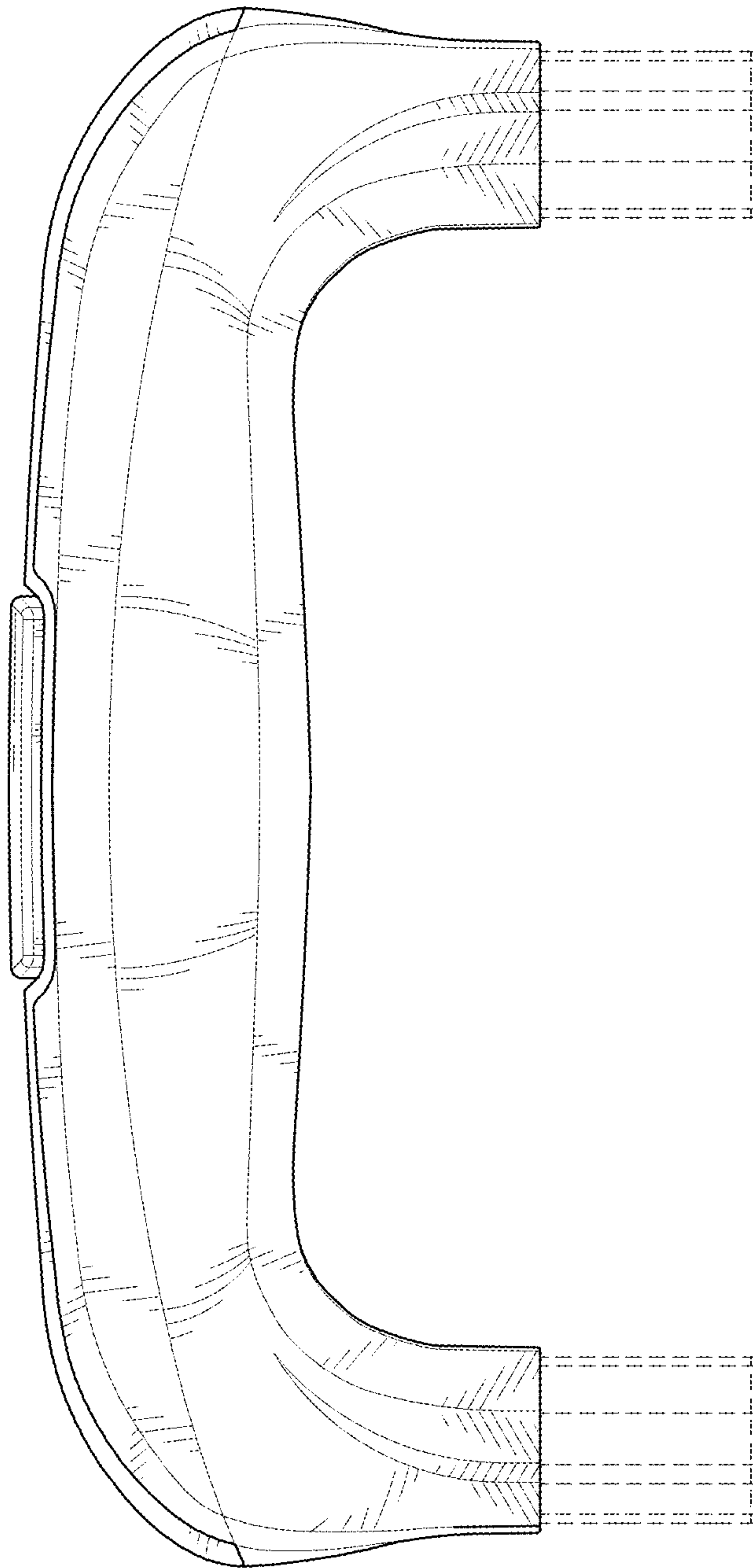


FIG. 3

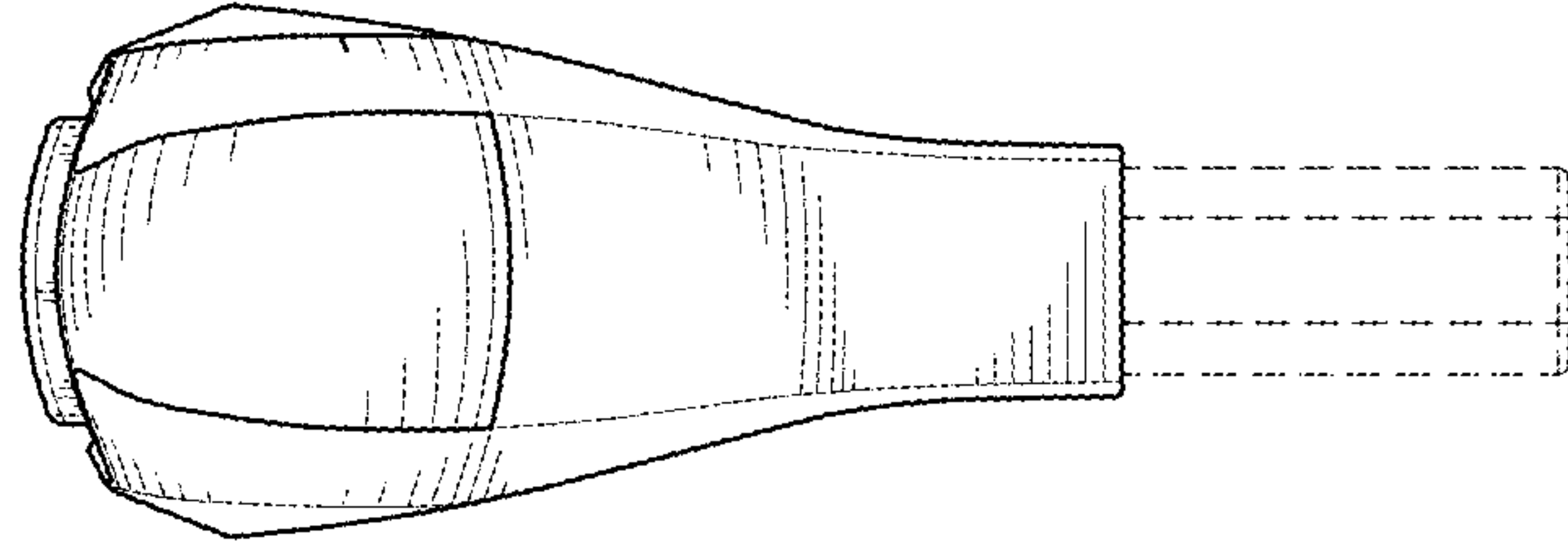


FIG. 5

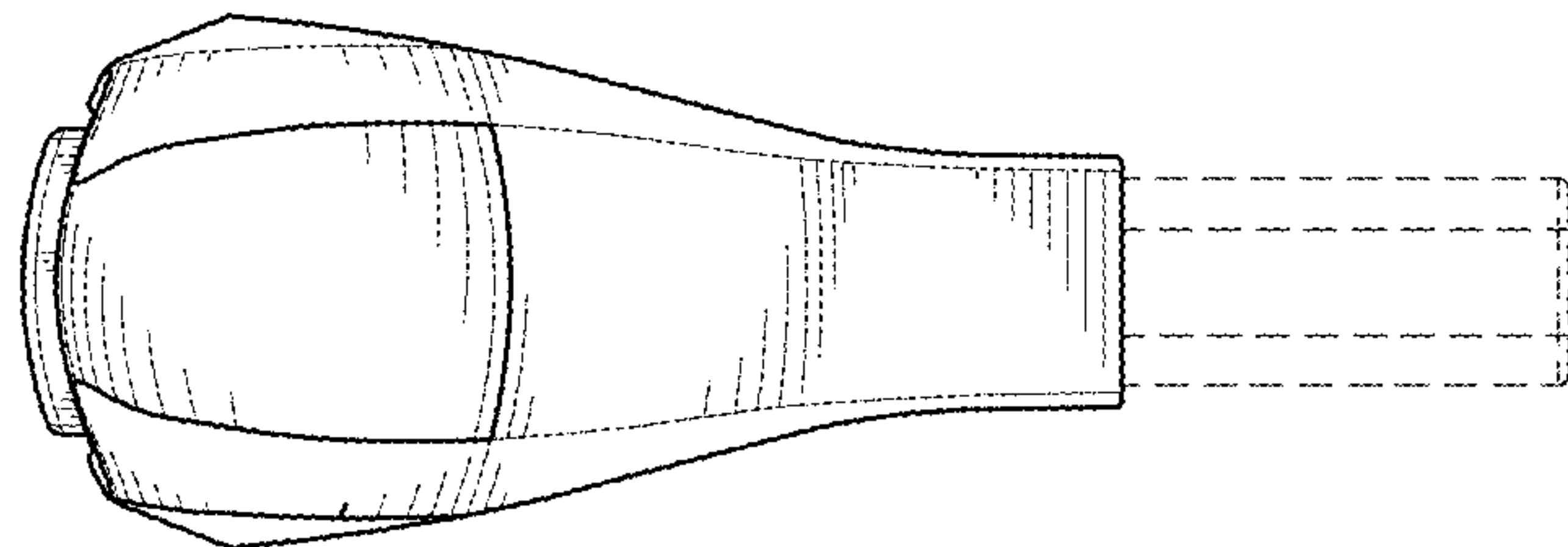


FIG. 4

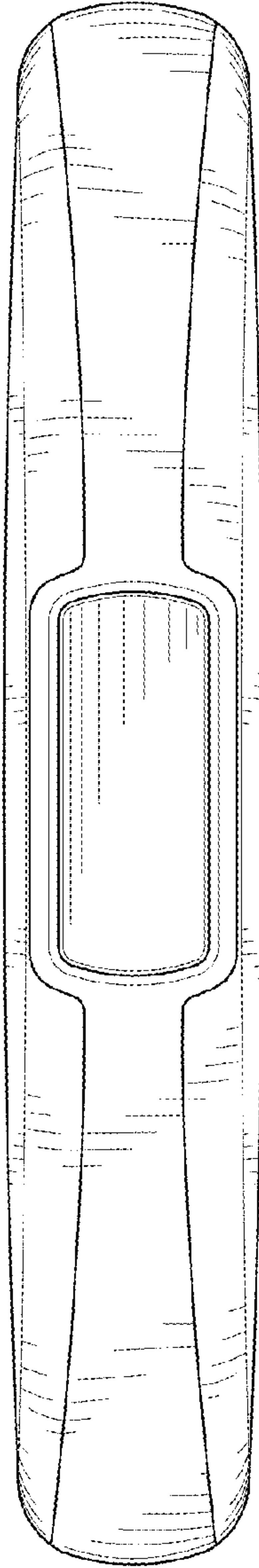


FIG. 6




FIG. 7