



US00D712128S

(12) **United States Design Patent**
Zaedow

(10) **Patent No.:** **US D712,128 S**

(45) **Date of Patent:** **** Sep. 2, 2014**

(54) **SOLE**

(71) Applicant: **ECCO Sko A/S**, Bredebro (DK)

(72) Inventor: **Bjarne Zaedow**, Kruså (DK)

(73) Assignee: **ECCO Sko A/S**, Bredebro (DK)

(**) Term: **14 Years**

(21) Appl. No.: **29/432,965**

(22) Filed: **Sep. 24, 2012**

(30) **Foreign Application Priority Data**

Mar. 27, 2012 (EM) 002015628-0005

(51) **LOC (10) Cl.** **02-04**

(52) **U.S. Cl.**
USPC **D2/960; D2/951; D2/957**

(58) **Field of Classification Search**
USPC D2/902, 906, 908, 916, 918, 925,
D2/946-962, 977; 36/3 B, 22 R, 24.5, 25 R,
36/28, 32 R, 34 R, 59 C, 67 A, 103
See application file for complete search history.

(56) **References Cited**

U.S. PATENT DOCUMENTS

4,255,874	A *	3/1981	Sironi	36/32 R
D395,341	S *	6/1998	Greenberg	D2/957
D437,989	S *	2/2001	Cass	D2/952
D490,596	S *	6/2004	Belley et al.	D2/957
D500,401	S *	1/2005	Matis et al.	D2/959
6,959,505	B2 *	11/2005	Poe	36/43
D547,037	S *	7/2007	Nakano	D2/956

D548,438	S *	8/2007	McClaskie	D2/958
D557,484	S *	12/2007	McClaskie	D2/959
D644,826	S *	9/2011	Portzline	D2/959
D662,695	S *	7/2012	McVicker et al.	D2/902
D667,207	S *	9/2012	Funck	D2/957
D669,256	S *	10/2012	Castellon	D2/958
D671,718	S *	12/2012	McVicker et al.	D2/908
D680,723	S *	4/2013	Joseph	D2/957
D688,035	S *	8/2013	Recchi et al.	D2/957
D695,505	S *	12/2013	Hansen	D2/960

* cited by examiner

Primary Examiner — T. Chase Nelson

(74) *Attorney, Agent, or Firm* — McCormick, Paulding & Huber LLP

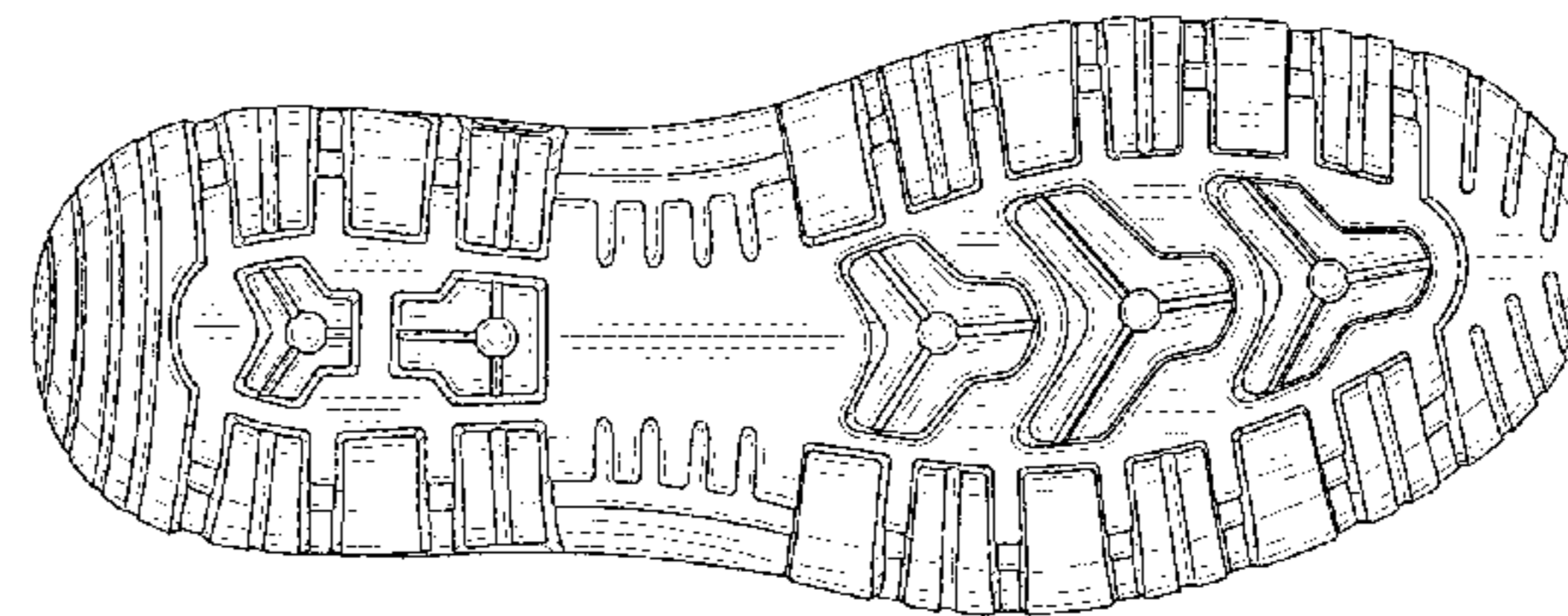
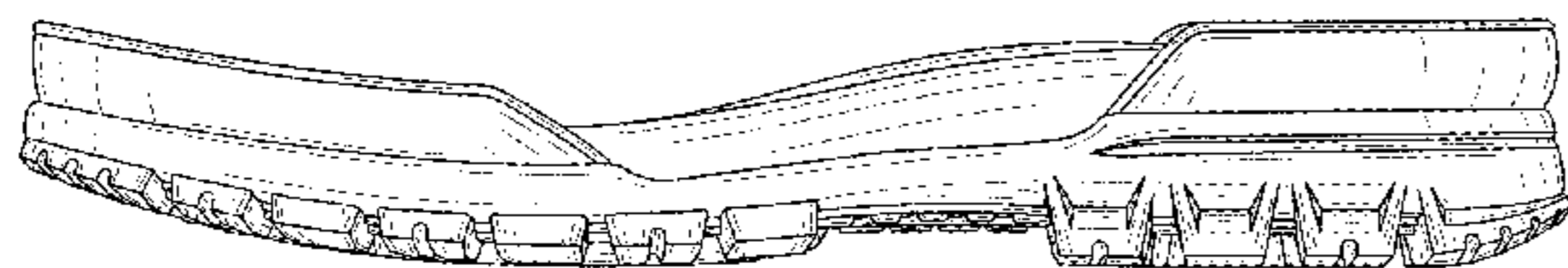
(57) **CLAIM**

The ornamental design for a sole, substantially as shown and described.

DESCRIPTION

FIG. 1 is a front, top, right-hand side perspective view of a sole comprising a new, original and ornamental design; FIG. 2 is a front view of a sole comprising the new, original and ornamental design; FIG. 3 is a right-hand side view of a sole comprising the new, original and ornamental design; FIG. 4 is a left-hand side view of a sole comprising the new, original and ornamental design; FIG. 5 is a top view of a sole comprising the new, original and ornamental design; FIG. 6 is a rear view of a sole comprising the new, original and ornamental design; and, FIG. 7 is a bottom view of a sole comprising the new, original and ornamental design.

1 Claim, 3 Drawing Sheets



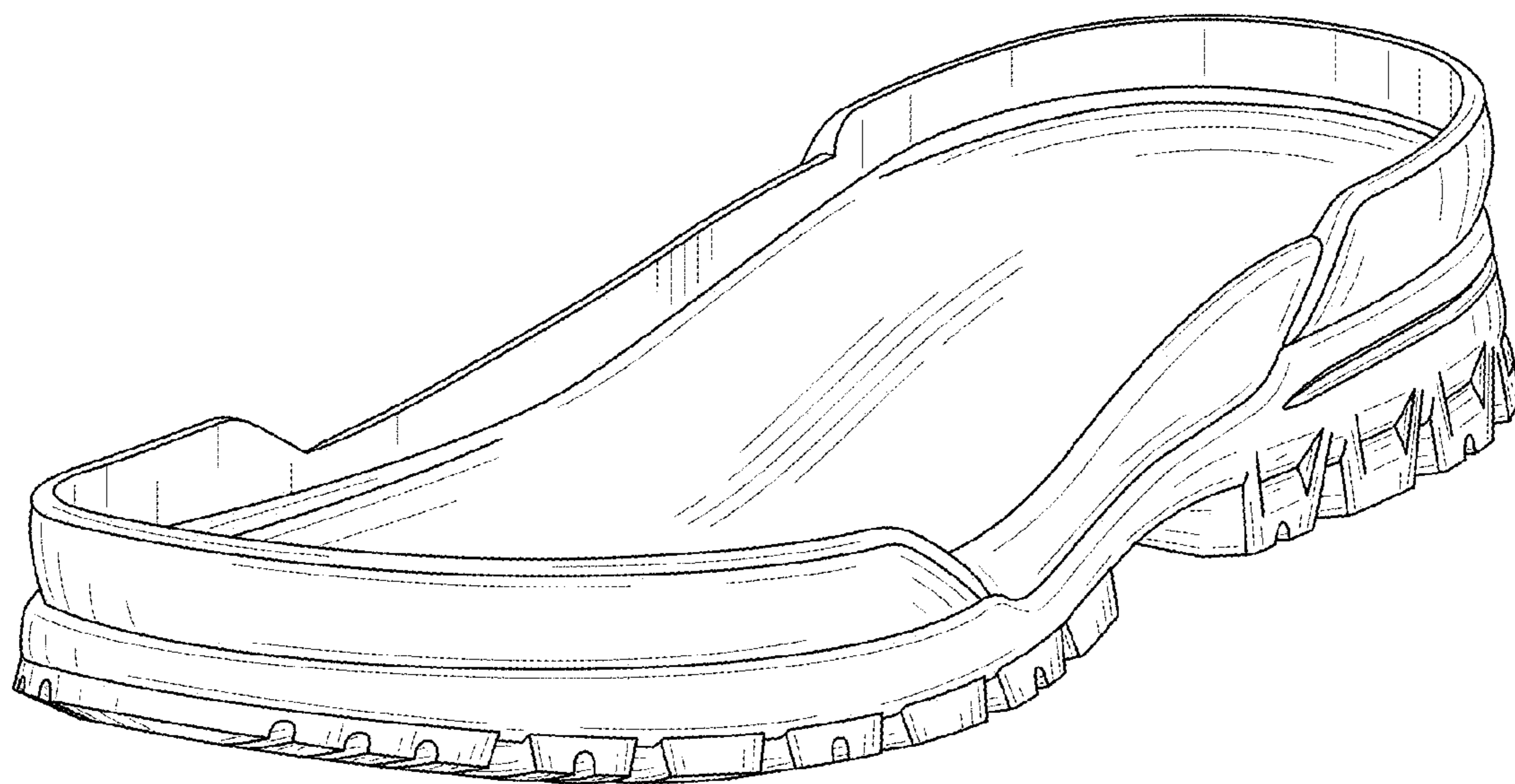


FIG. 1

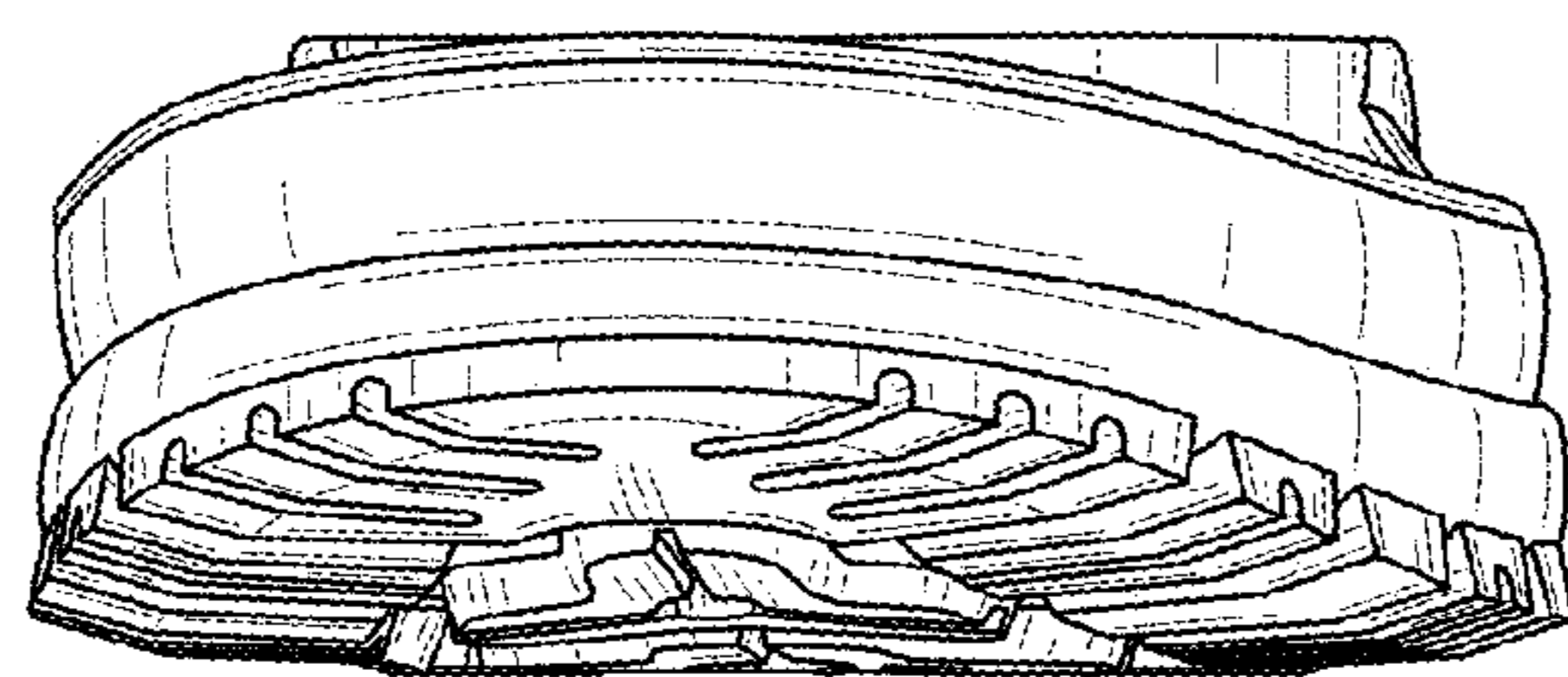


FIG. 2

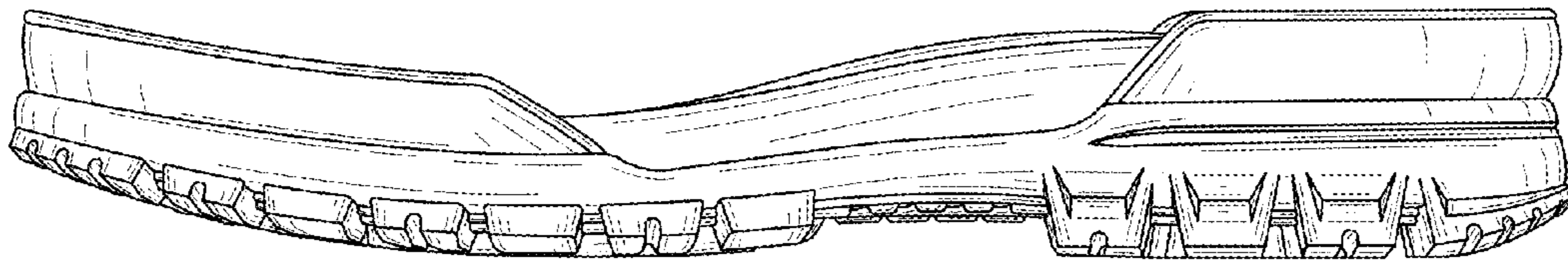


FIG. 3

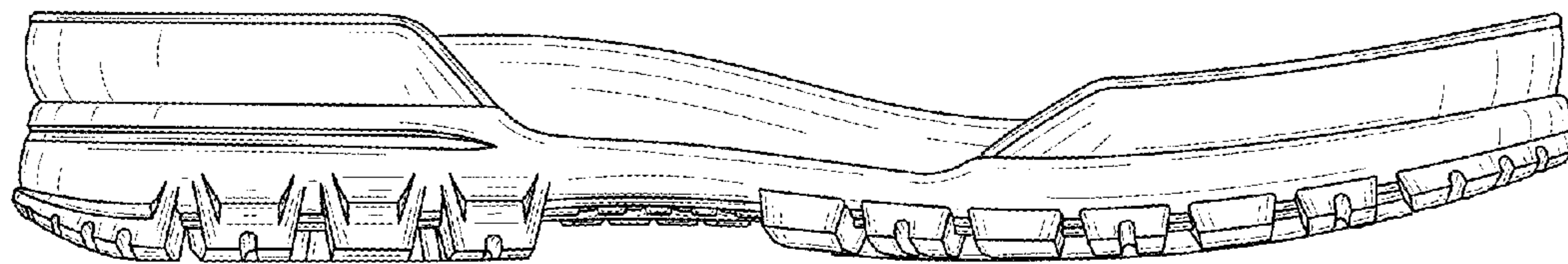


FIG. 4

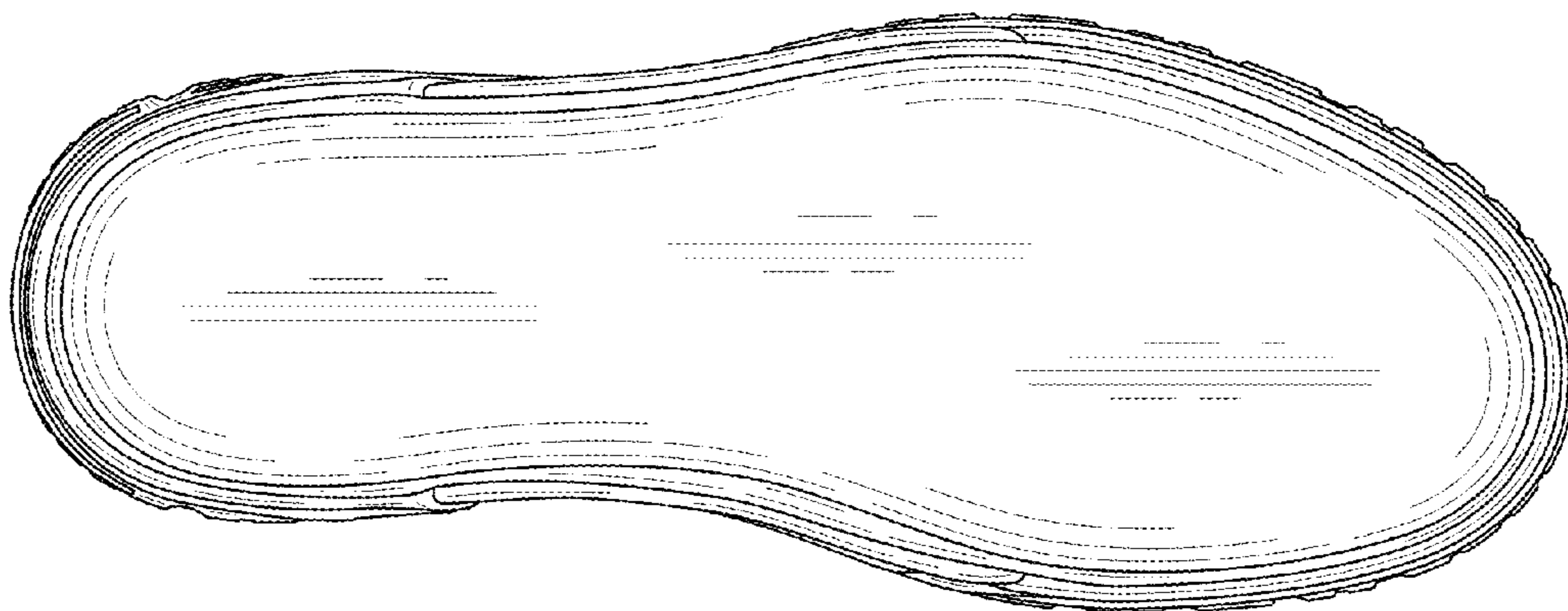


FIG. 5

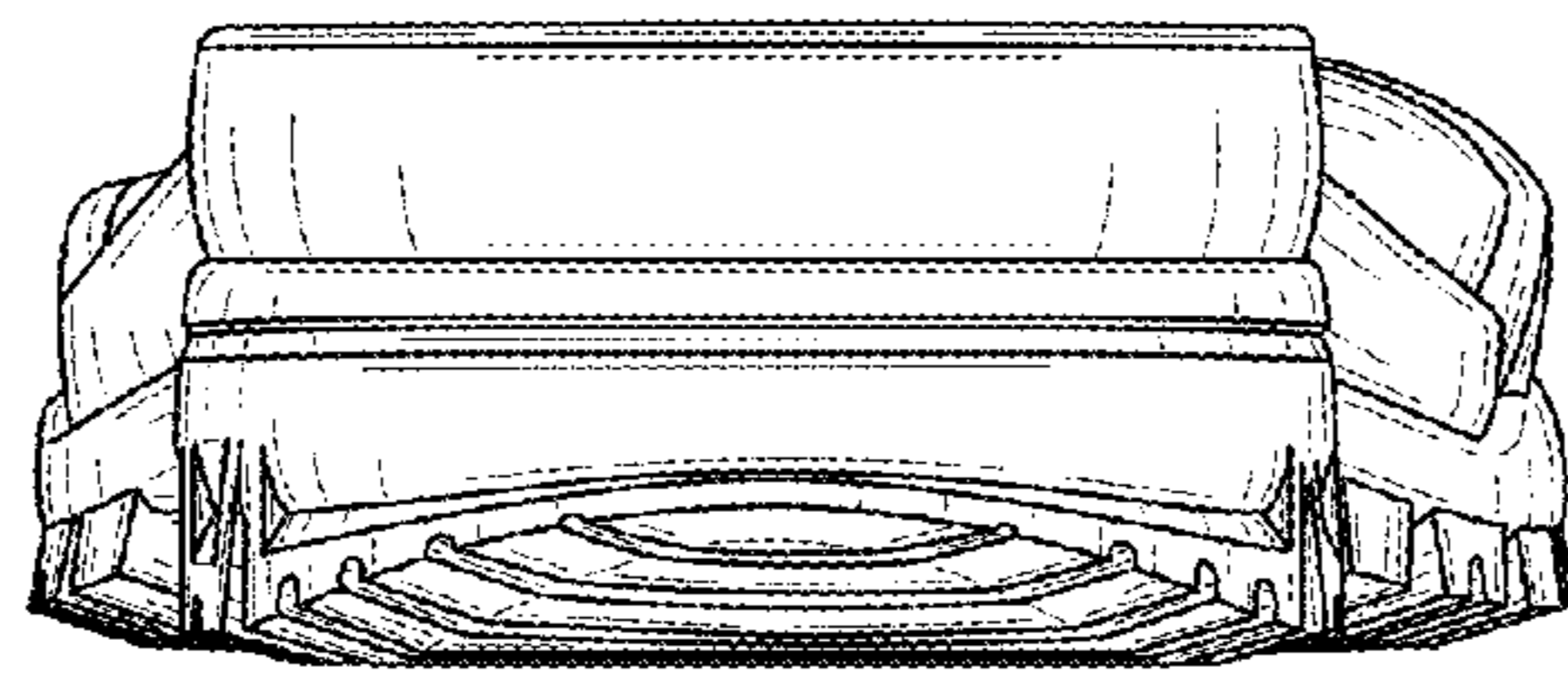


FIG. 6

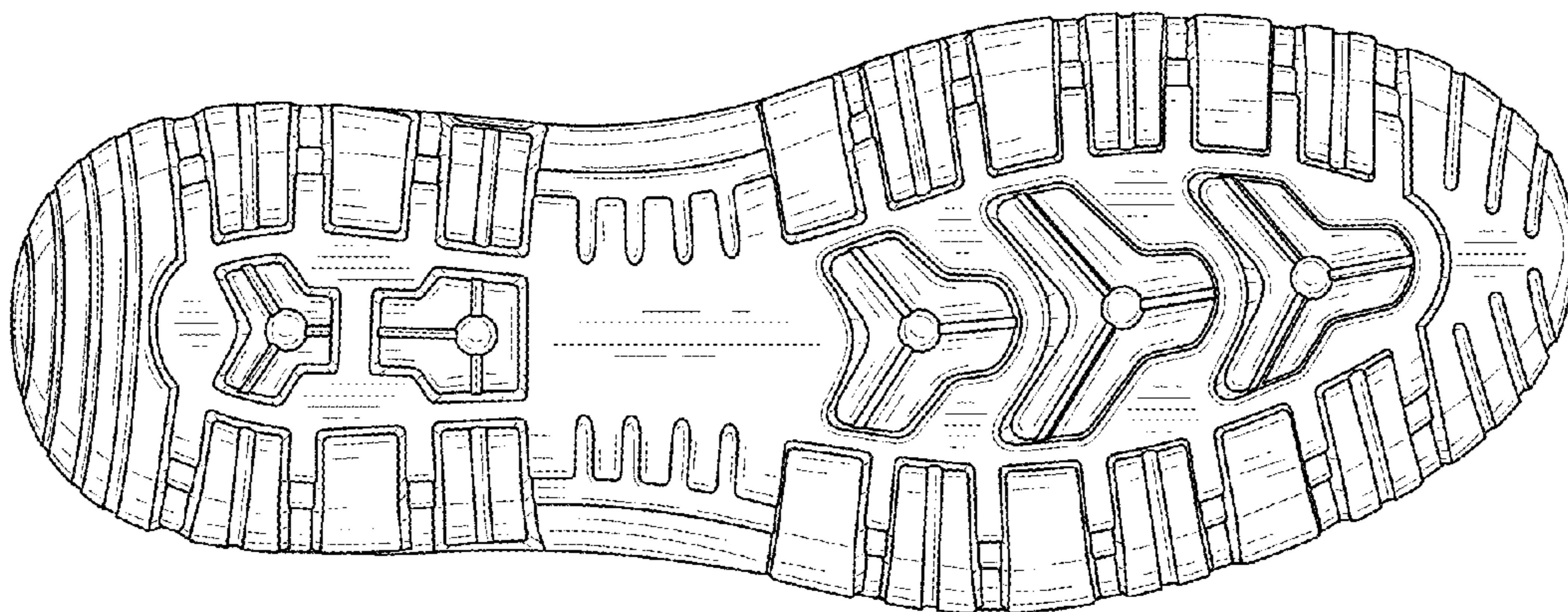


FIG. 7