



US00D712125S

(12) **United States Design Patent**
Thornby et al.

(10) **Patent No.:** **US D712,125 S**

(45) **Date of Patent:** **** Sep. 2, 2014**

(54) **SHOE SOLE**

(75) Inventors: **Ken Thornby**, Boston, MA (US); **Scott Kendall**, Newburyport, MA (US); **Stephen Shepard**, Nashua, NH (US); **Kevin FitzPatrick**, Boston, MA (US); **Ryan Mauer**, Hampton, NH (US)

(73) Assignee: **New Balance Athletic Shoe, Inc.**, Boston, MA (US)

(**) Term: **14 Years**

(21) Appl. No.: **29/426,320**

(22) Filed: **Jul. 3, 2012**

(51) **LOC (10) Cl.** **02-04**

(52) **U.S. Cl.**

USPC **D2/958**; D2/959; D2/951; D2/960

(58) **Field of Classification Search**

USPC D2/902, 906, 908, 916, 918, 925, D2/946-962, 977; 36/3 B, 22 R, 24.5, 25 R, 36/28, 32 R, 34 R, 59 C, 67 A, 103

See application file for complete search history.

D549,941 S	9/2007	Dirsa	
7,290,357 B2	11/2007	McDonald et al.	
D566,381 S *	4/2008	Nakano et al.	D2/959
7,392,605 B2	7/2008	Hatfield et al.	
7,451,557 B2	11/2008	McDonald et al.	
7,555,851 B2	7/2009	Hazenburg et al.	
7,607,241 B2	10/2009	McDonald et al.	
7,752,772 B2	7/2010	Hatfield et al.	
7,797,856 B2 *	9/2010	Andrews et al.	36/30 R
D636,573 S	4/2011	Miner	
7,941,941 B2	5/2011	Hazenberg et al.	
D656,722 S *	4/2012	Hall	D2/958
8,146,272 B2	4/2012	Dekovic et al.	
8,186,078 B2	5/2012	Avar et al.	
8,186,079 B2	5/2012	Carboy et al.	
8,375,604 B2 *	2/2013	Eder et al.	36/134
D677,453 S *	3/2013	Sakai	D2/959
D695,503 S *	12/2013	Madore	D2/957
D700,421 S *	3/2014	Mueller	D2/959
2006/0061012 A1	3/2006	Hatfield et al.	

(Continued)

Primary Examiner — T. Chase Nelson

(57) **CLAIM**

The ornamental design for a shoe sole, as shown and described.

DESCRIPTION

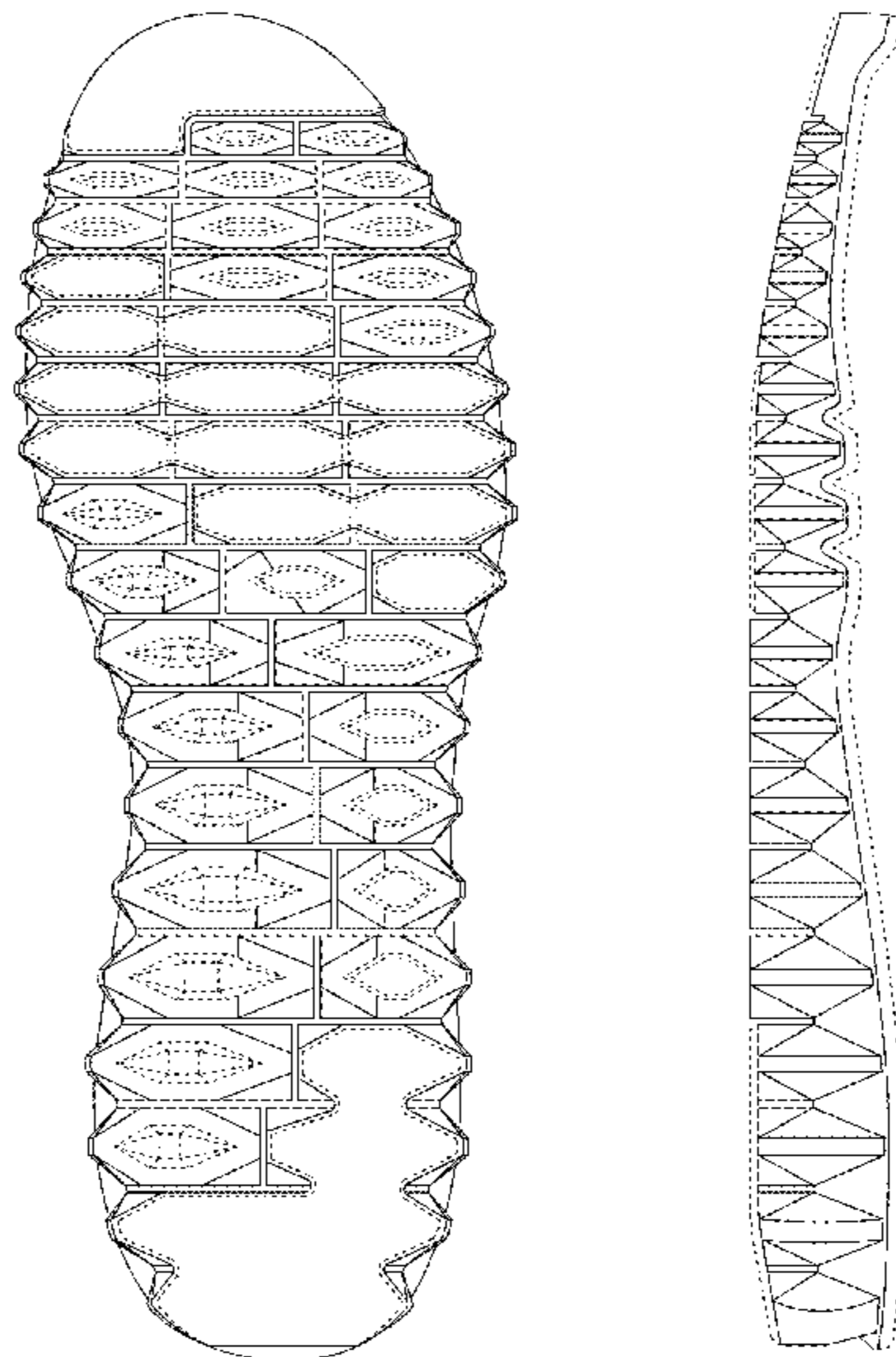
FIG. 1 is a medial side view of a shoe sole;
FIG. 2 is a bottom view of the shoe sole;
FIG. 3 is a lateral side view of the shoe sole;
FIG. 4 is a top view of the shoe sole;
FIG. 5 is a front view of the shoe sole;
FIG. 6 is a rear view of the shoe sole; and,
FIG. 7 is a perspective view of the shoe sole.
A shoe sole is shown in FIGS. 1-7. Dashed lines have been included for illustrative purposes only, and form no part of the claimed design.

1 Claim, 3 Drawing Sheets

(56) **References Cited**

U.S. PATENT DOCUMENTS

D46,568 S *	10/1914	Hopwood	D2/955
D201,864 S *	8/1965	Smith	D2/953
D317,225 S *	6/1991	Austin	D2/958
5,203,792 A *	4/1993	Kaiser	12/142 C
D415,609 S *	10/1999	Hlavacs	D2/959
D416,671 S *	11/1999	Tsuzuki	D2/961
D509,346 S *	9/2005	Recchi	D2/959
6,990,755 B2	1/2006	Hatfield et al.	
7,096,603 B2 *	8/2006	Fusco	36/25 R
D530,493 S	10/2006	Holmes	
D531,789 S	11/2006	Kohastu et al.	
7,171,767 B2	2/2007	Hatfield et al.	



(56)

References Cited

U.S. PATENT DOCUMENTS

2009/0126230	A1	5/2009	McDonald et al.			
2010/0083535	A1*	4/2010	Meschter et al.	36/88		
2010/0212185	A1	8/2010	Cooper et al.			
					2010/0269271	A1 10/2010 Kim et al.
					2010/0299965	A1 12/2010 Avar et al.
					2011/0047816	A1 3/2011 Nurse et al.
					2011/0138548	A1 6/2011 Hazenburg et al.
					2012/0233885	A1* 9/2012 Shaffer et al. 36/103

* cited by examiner

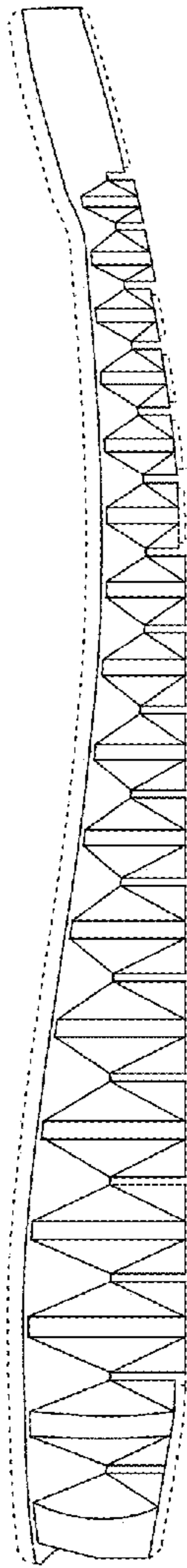


FIG. 1

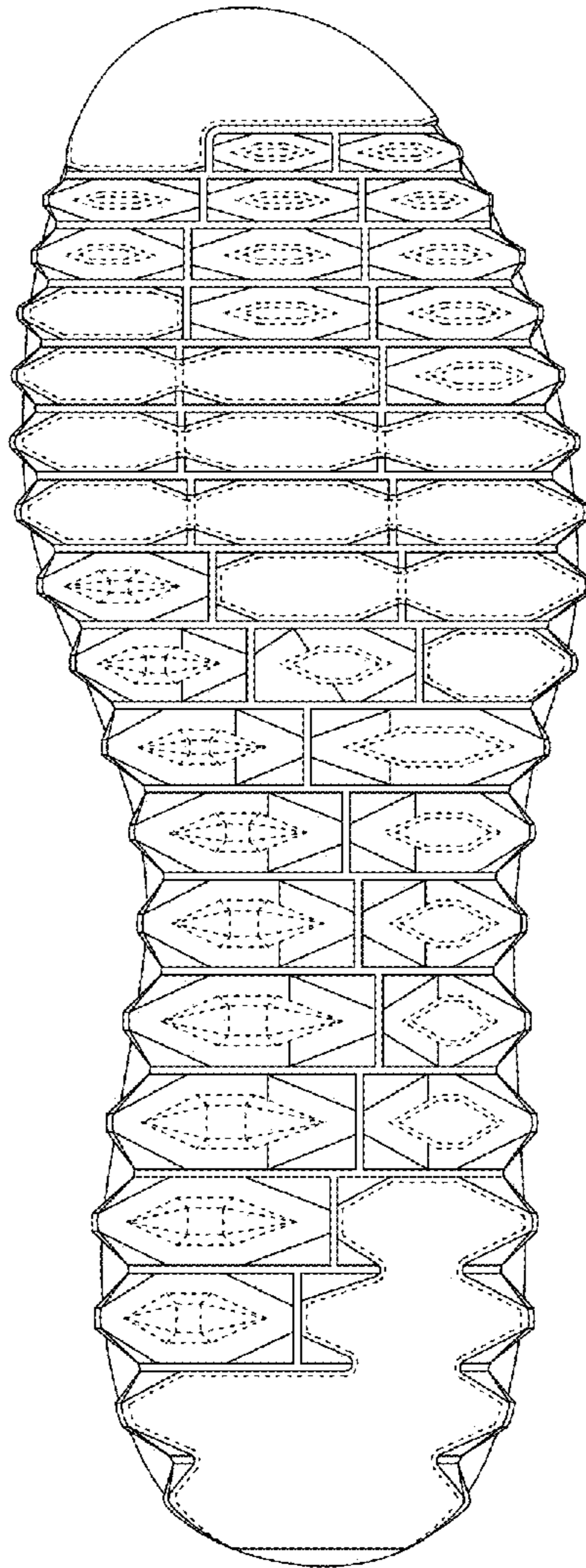


FIG. 2

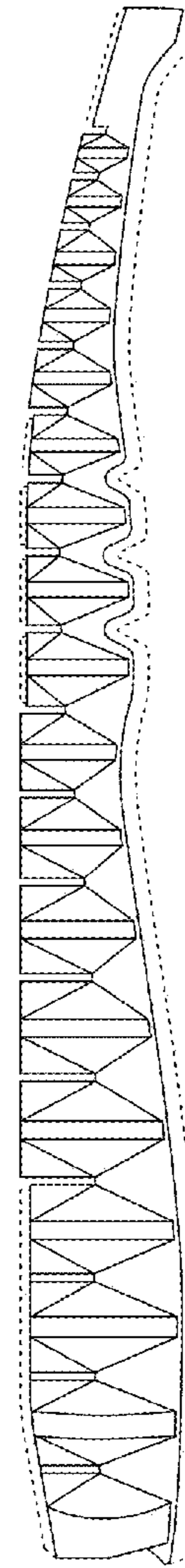


FIG. 3

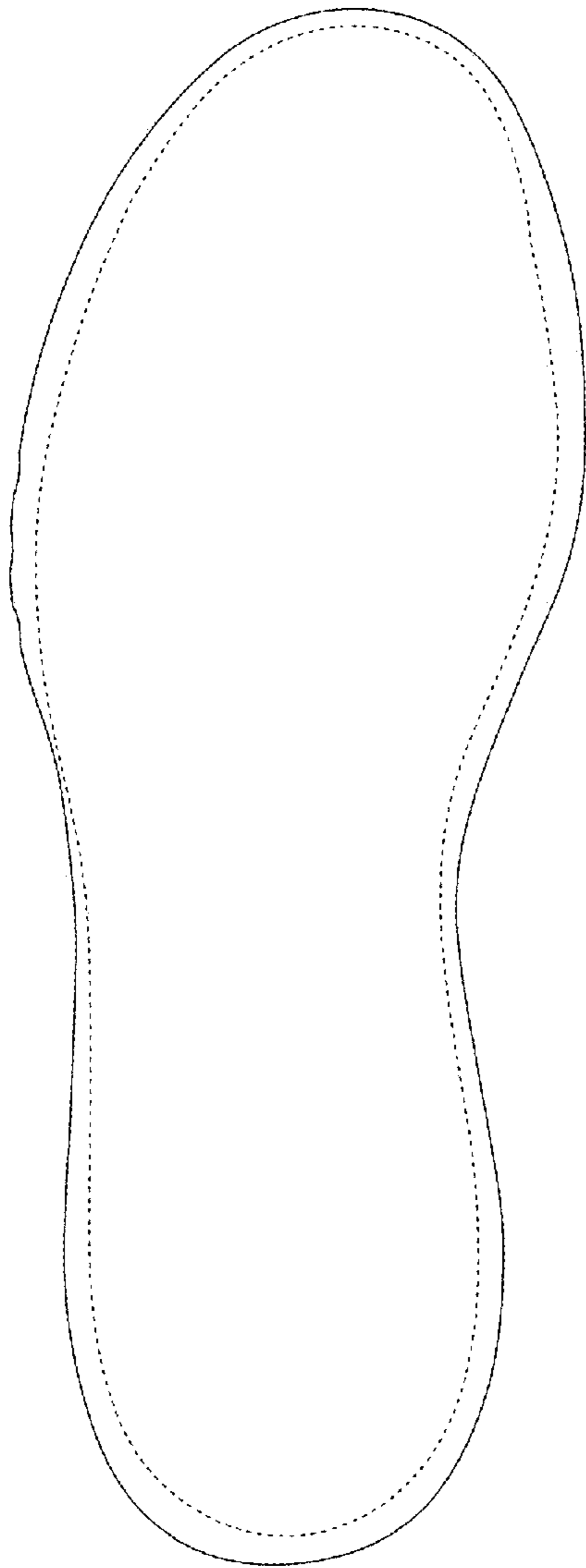


FIG. 4

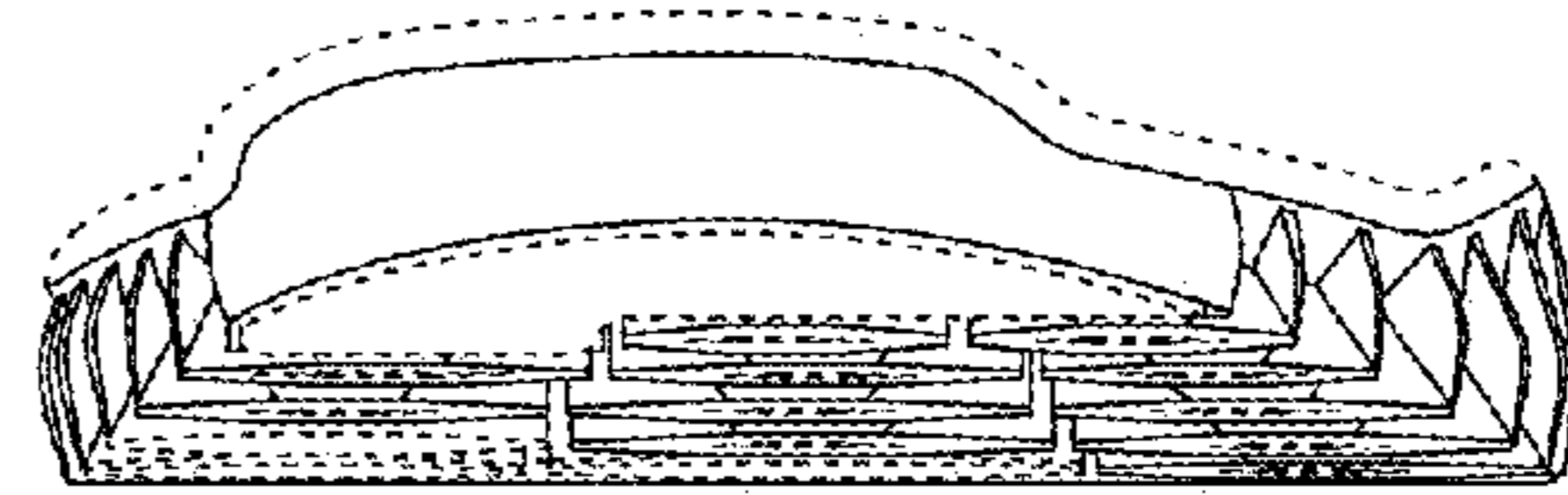


FIG. 5

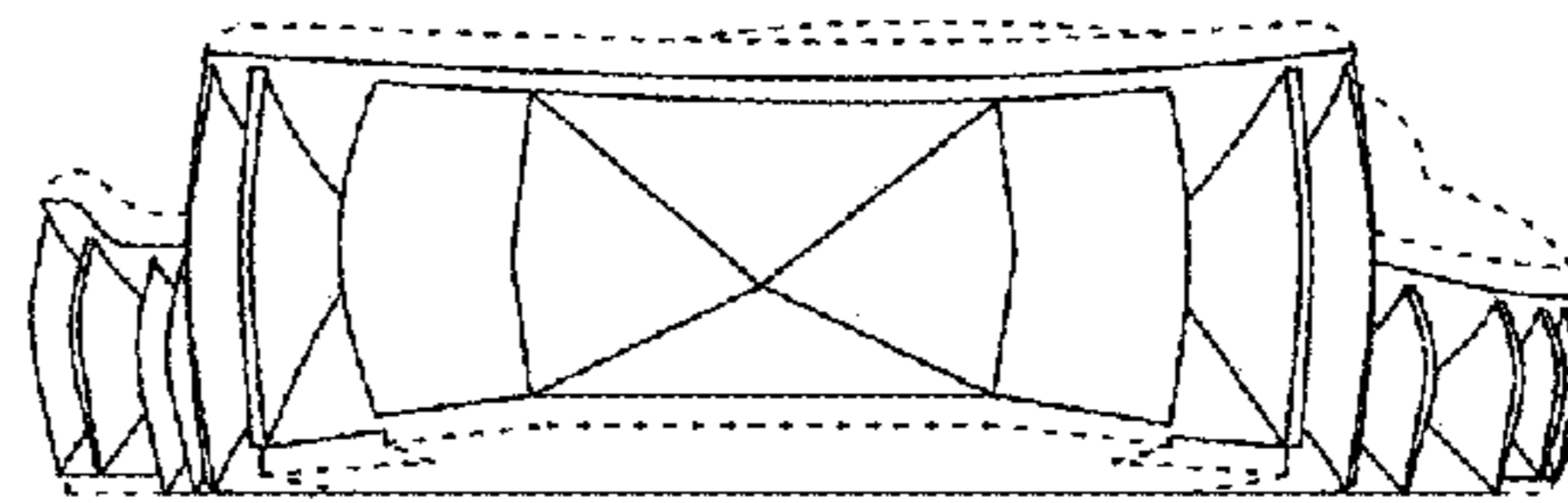


FIG. 6

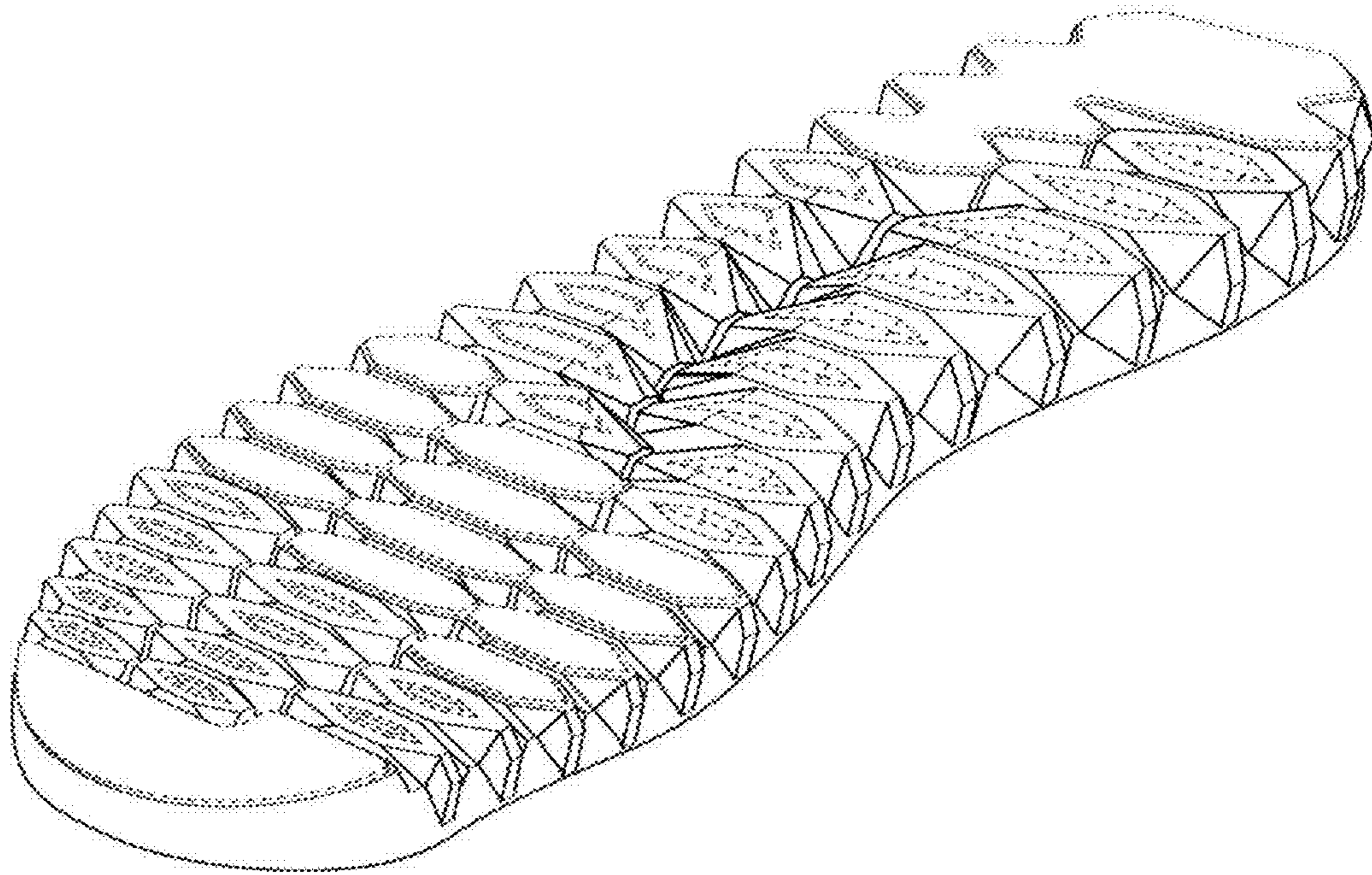


FIG. 7