



US00D712124S

(12) **United States Design Patent**
Truelsen

(10) **Patent No.:** **US D712,124 S**
(45) **Date of Patent:** **** Sep. 2, 2014**

(54) **SOLE**

(75) Inventor: **Ejnar Truelsen**, Tonder (DK)

(73) Assignee: **ECCO Sko A/S**, Bredebro (DK)

(**) Term: **14 Years**

(21) Appl. No.: **29/407,413**

(22) Filed: **Nov. 29, 2011**

(30) **Foreign Application Priority Data**

Jun. 1, 2011 (EM) 001871922-0003

(51) **LOC (10) Cl.** **02-04**

(52) **U.S. Cl.**
USPC **D2/957**; D2/951

(58) **Field of Classification Search**
USPC D2/902, 906, 908, 916, 918, 925,
D2/946-962, 977; 36/3 B, 22 R, 24.5, 25 R,
36/28, 32 R, 34 R, 59 C, 67 A, 103
See application file for complete search history.

(56) **References Cited**

U.S. PATENT DOCUMENTS

4,255,874	A *	3/1981	Sironi	36/32 R
D266,967	S *	11/1982	Inohara	D2/953
D281,032	S *	10/1985	Austin	D2/957
4,937,954	A *	7/1990	Clement	36/127
5,351,421	A *	10/1994	Miers	36/128
D352,597	S *	11/1994	Cohen	D2/953
D357,570	S *	4/1995	Parisotto	D2/904
D359,385	S *	6/1995	Meraw	D2/958
D395,341	S *	6/1998	Greenberg	D2/957
5,797,199	A *	8/1998	Miller et al.	36/28
5,843,268	A *	12/1998	Lyden et al.	156/324.4
D412,238	S *	7/1999	Greenberg	D2/957
D447,855	S *	9/2001	Bramani	D2/957
D468,079	S *	1/2003	DeGrand et al.	D2/951
D504,756	S *	5/2005	Adams et al.	D2/952

D580,637	S *	11/2008	Winjum	D2/951
D591,035	S *	4/2009	Belley et al.	D2/952
D592,847	S *	5/2009	Rosenbaum	D2/957
D601,782	S *	10/2009	Cromley	D2/906
D608,990	S *	2/2010	Truelsen	D2/946
D631,644	S *	2/2011	Simms	D2/906
D632,880	S *	2/2011	Youn	D2/957
D635,338	S *	4/2011	Favreau et al.	D2/946
D643,196	S *	8/2011	Young	D2/957
D644,826	S *	9/2011	Portzline	D2/959
D645,239	S *	9/2011	McClaskie	D2/957
D646,050	S *	10/2011	Norton	D2/957
8,356,425	B2 *	1/2013	Polegato Moretti et al.	36/3 B
D681,930	S *	5/2013	Hansen	D2/947
D686,403	S *	7/2013	Denniston	D2/957

(Continued)

Primary Examiner — T. Chase Nelson

(74) *Attorney, Agent, or Firm* — McCormick, Paulding & Huber LLP

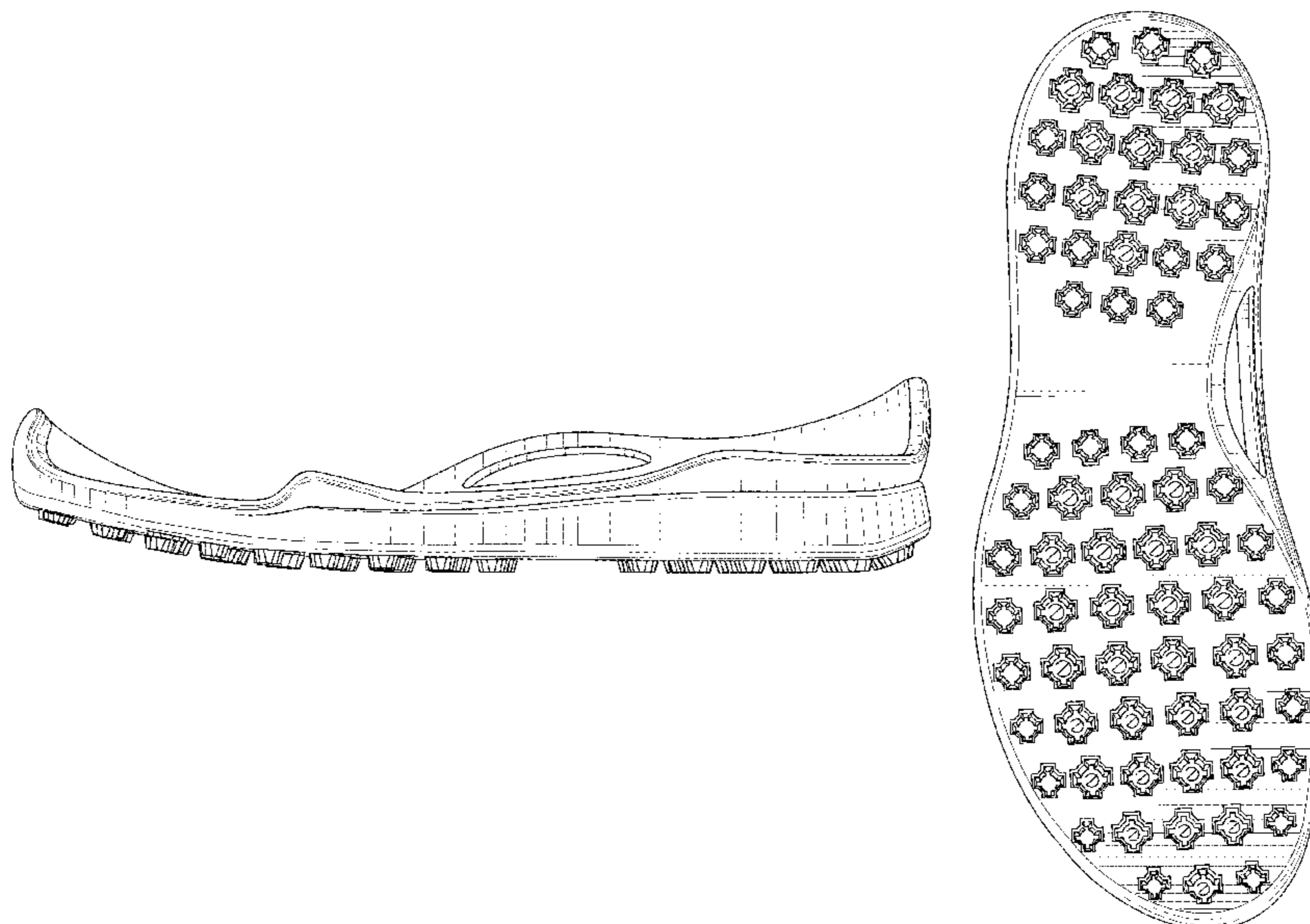
(57) **CLAIM**

The ornamental design for a sole, substantially as shown and described.

DESCRIPTION

FIG. 1 is a rear, top, left-hand side perspective view of a sole comprising a new, original and ornamental design;
FIG. 2 is a front view of a sole comprising the new, original and ornamental design;
FIG. 3 is a left-hand side view of a sole comprising the new, original and ornamental design;
FIG. 4 is a right-hand side view of a sole comprising the new, original and ornamental design;
FIG. 5 is a rear view of a sole comprising the new, original and ornamental design;
FIG. 6 is a top view of a sole comprising the new, original and ornamental design; and,
FIG. 7 is a bottom view of a sole comprising the new, original and ornamental design.

1 Claim, 5 Drawing Sheets



US D712,124 S

Page 2

(56)

References Cited

U.S. PATENT DOCUMENTS

D686,404 S * 7/2013 McCourt D2/958
8,490,303 B2 * 7/2013 Kasprzak 36/127

2004/0016146 A1* 1/2004 Oman et al. 36/29
2008/0235990 A1* 10/2008 Wegener 36/100
2012/0117828 A1* 5/2012 Kasprzak 36/127
2013/0160328 A1* 6/2013 Hatfield et al. 36/103

* cited by examiner

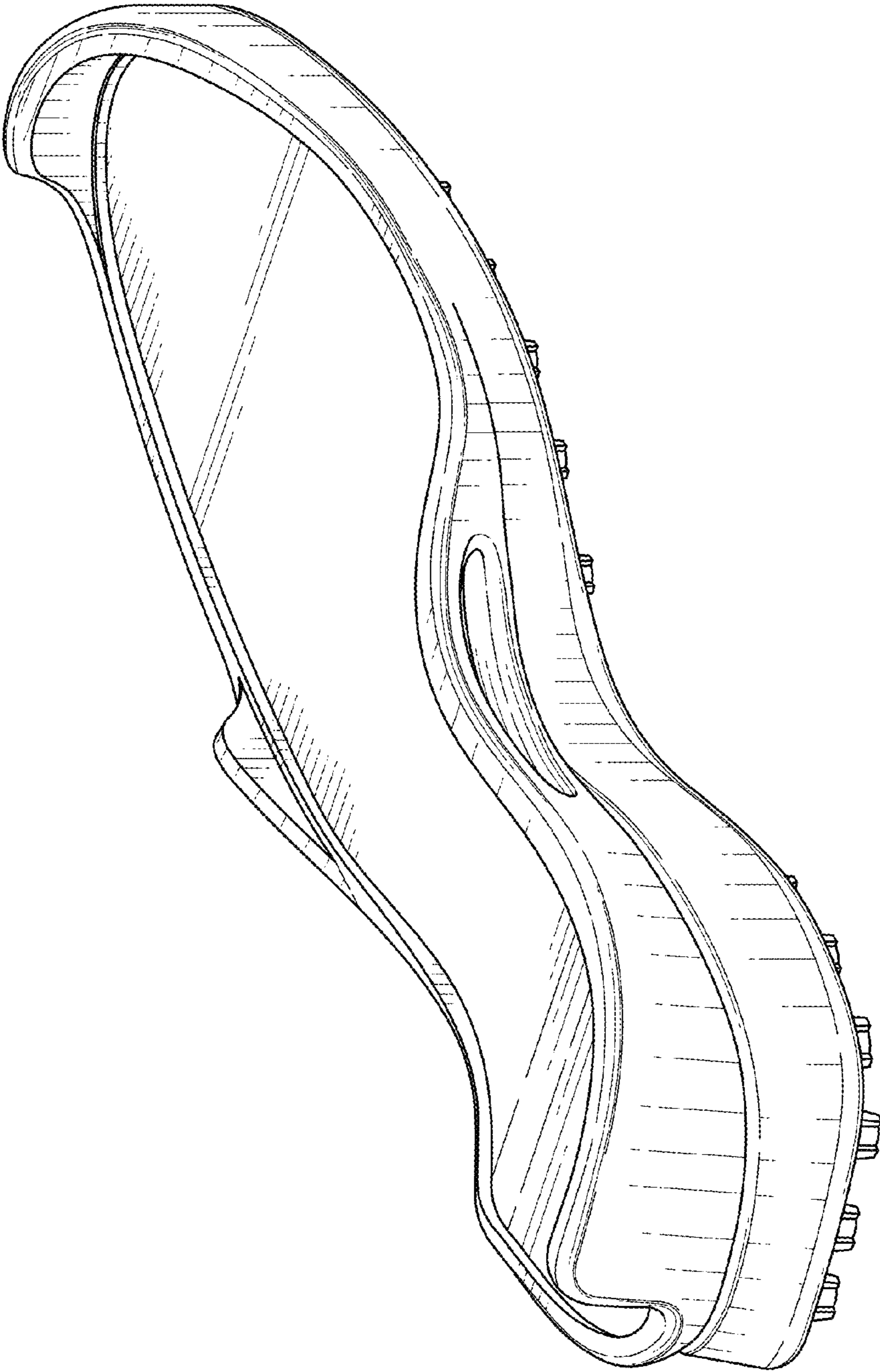


FIG. 1

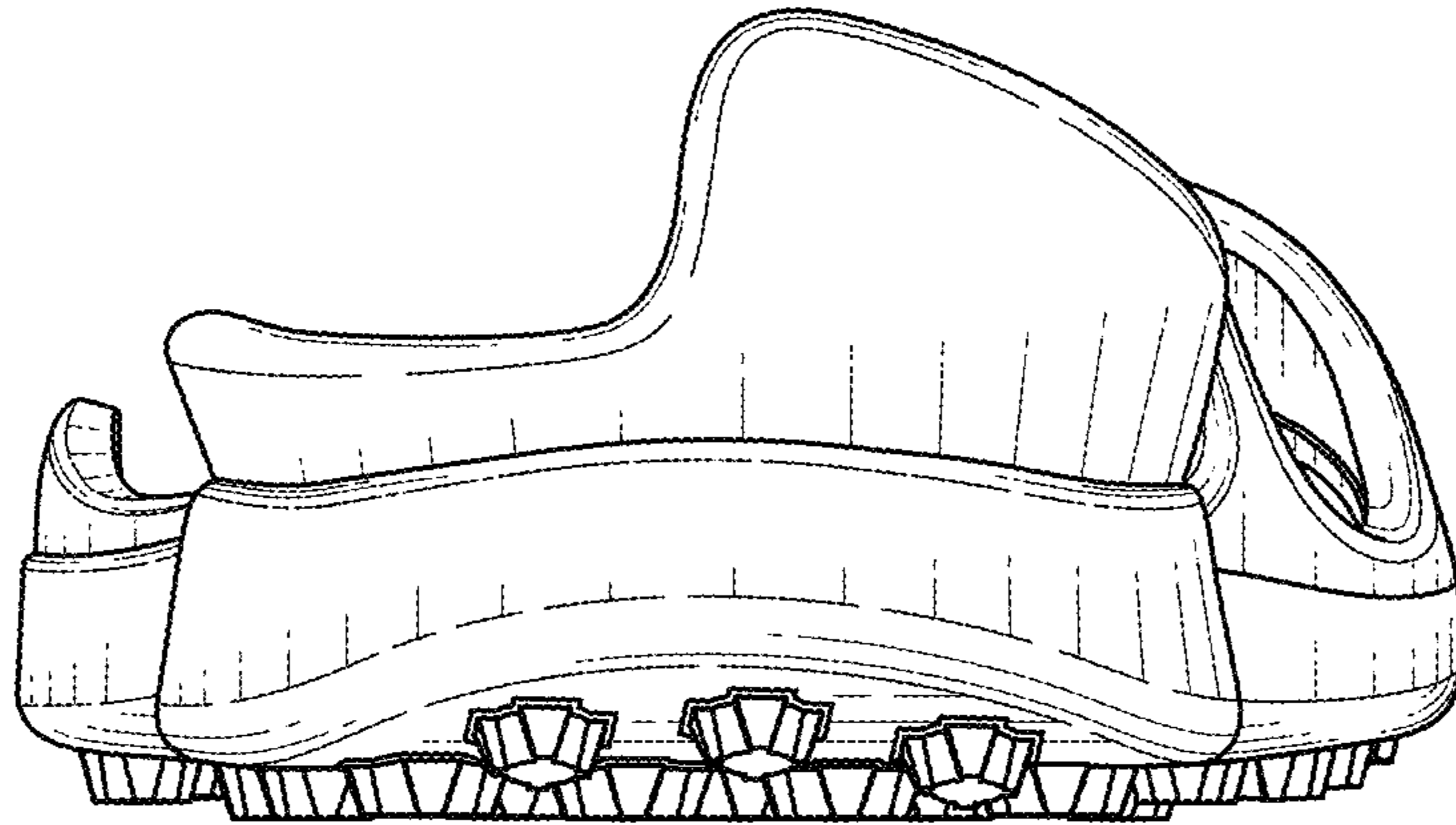


FIG. 2

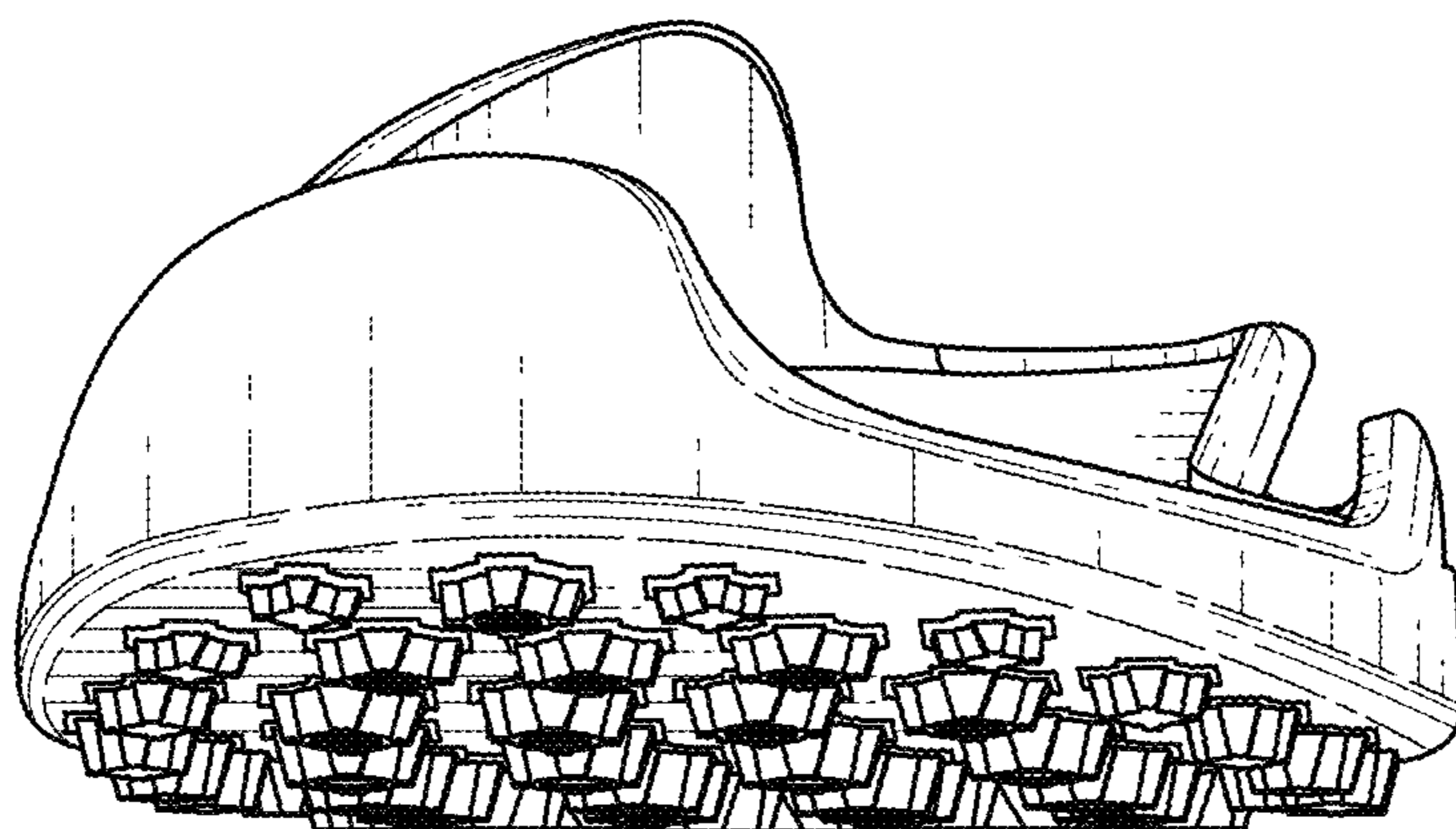


FIG. 3

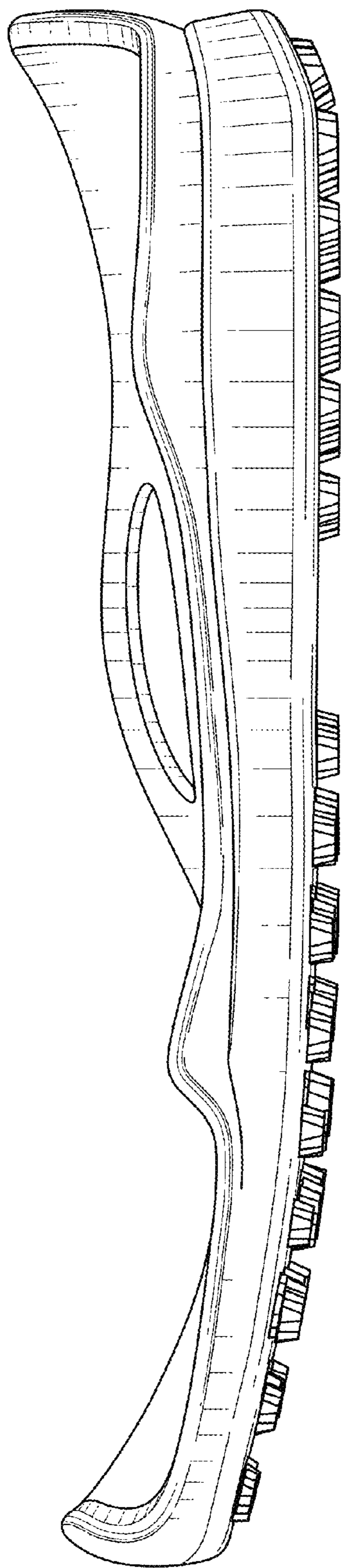


FIG. 4

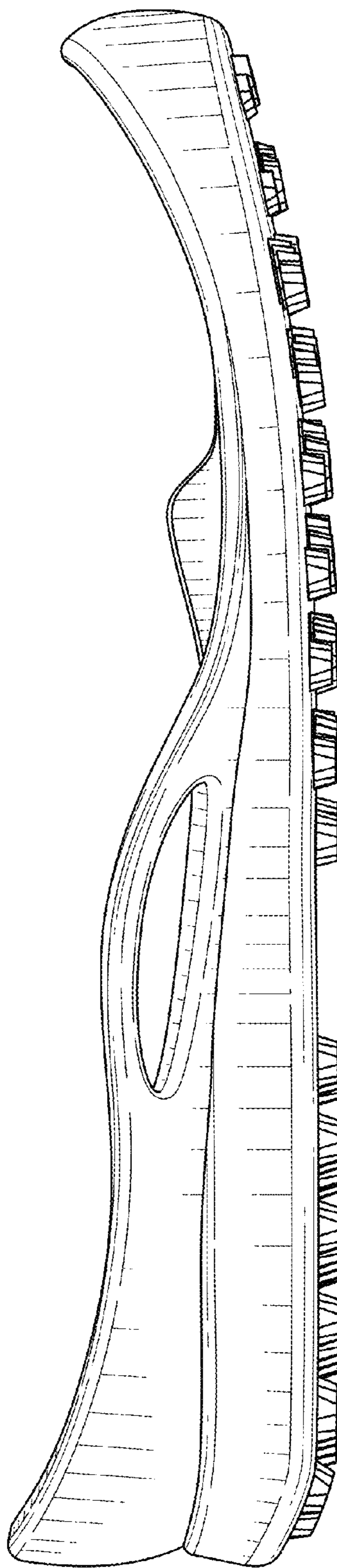


FIG. 5

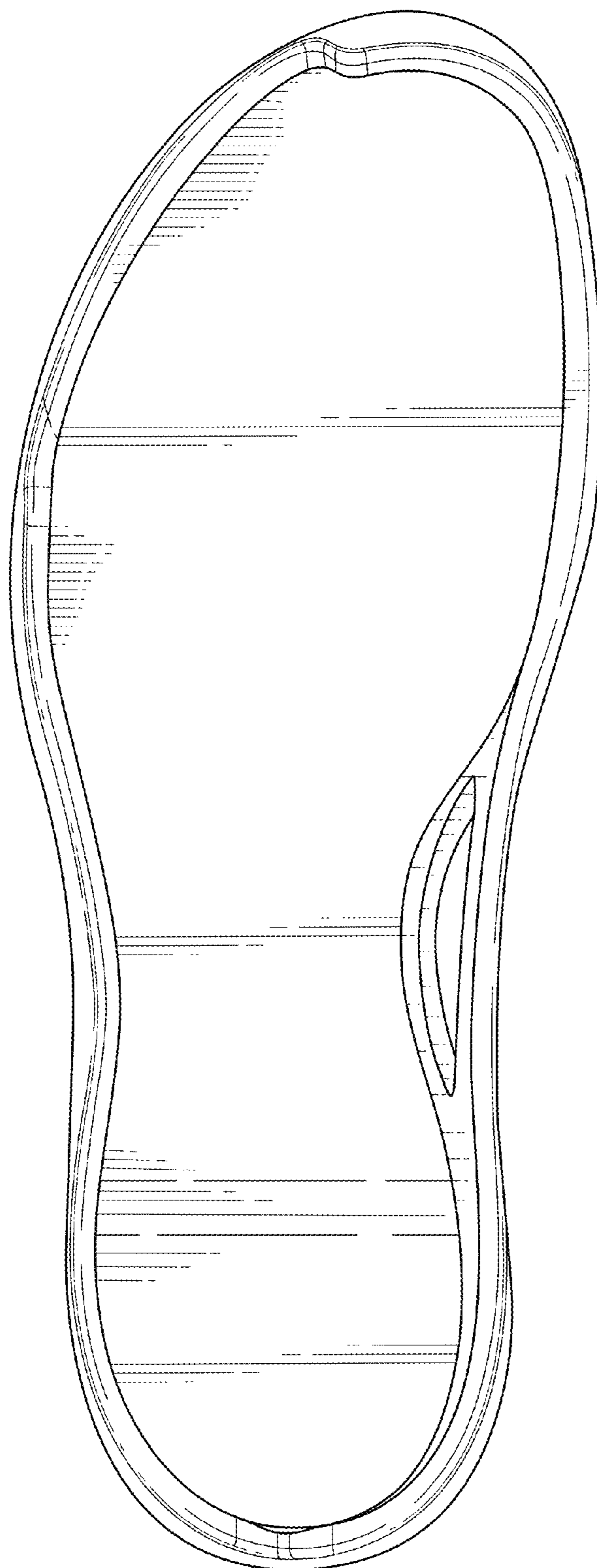


FIG. 6

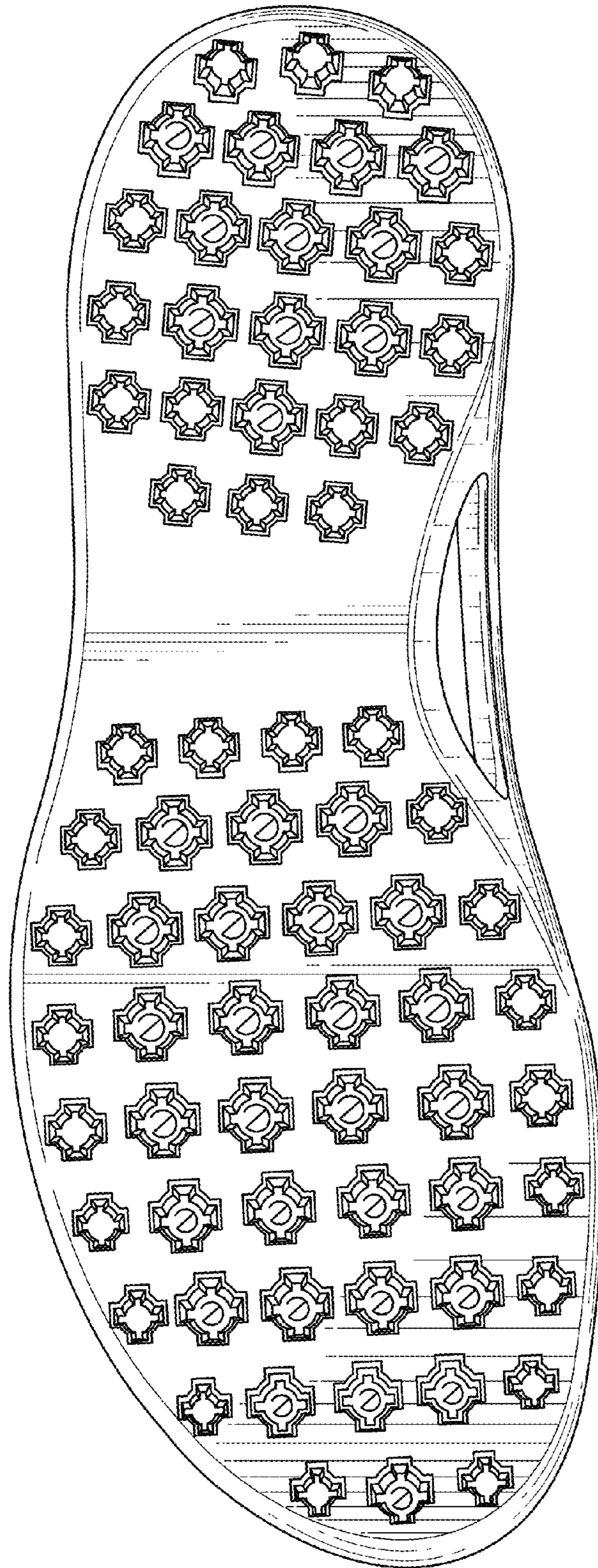


FIG. 7