



US00D712123S

(12) **United States Design Patent**
Goldman

(10) **Patent No.:** **US D712,123 S**

(45) **Date of Patent:** **** Sep. 2, 2014**

(54) **SHOE SOLE**

(75) Inventor: **Jared Goldman**, North Andover, MA
(US)

(73) Assignee: **New Balance Athletic Shoe, Inc.**,
Boston, MA (US)

(**) Term: **14 Years**

(21) Appl. No.: **29/430,842**

(22) Filed: **Aug. 30, 2012**

(51) **LOC (10) Cl.** **02-04**

(52) **U.S. Cl.**
USPC **D2/954; D2/951; D2/955; D2/960**

(58) **Field of Classification Search**
USPC D2/902, 906, 908, 916, 918, 925,
D2/946-962, 977; 36/3 B, 22 R, 24.5, 25 R,
36/28, 32 R, 34 R, 59 C, 67 A, 103
See application file for complete search history.

(56) **References Cited**

U.S. PATENT DOCUMENTS

1,524,782	A *	2/1925	Clarke	36/59 R
D73,143	S *	7/1927	Oakley	D2/955
D81,915	S *	9/1930	Burchfield	D2/949
D147,383	S *	8/1947	Shaffer	D2/955
D201,865	S *	8/1965	Bingham	D2/955
4,547,978	A *	10/1985	Radford	36/3 B
D318,946	S *	8/1991	Granatelli	D2/955
D398,746	S *	9/1998	Rask	D2/955
5,987,783	A *	11/1999	Allen et al.	36/127
D471,001	S *	3/2003	Beck	D2/961
D474,331	S *	5/2003	Dean	D2/961
D578,283	S *	10/2008	Duffy	D2/955
D583,540	S *	12/2008	Henderson	D2/955
D616,637	S *	6/2010	Taestensen	D2/955

D616,641	S *	6/2010	Martinez	D2/961
7,774,954	B2	8/2010	Hoffer et al.	
7,797,856	B2	9/2010	Andrews et al.	
7,997,012	B2	8/2011	Hoffer et al.	
D656,720	S *	4/2012	Wawrousek	D2/954
D661,882	S *	6/2012	Raysse	D2/954
D662,295	S *	6/2012	Raysse	D2/954
D662,700	S *	7/2012	Raysse	D2/954
D663,927	S *	7/2012	Teng-Lee	D2/947
D663,929	S *	7/2012	Teng-Lee	D2/954
D667,618	S *	9/2012	Raysse	D2/954
D679,488	S *	4/2013	Raysse	D2/954
D683,941	S *	6/2013	Raysse	D2/954
D685,566	S *	7/2013	Pope	D2/954
D685,984	S *	7/2013	Raysse	D2/954
D693,550	S *	11/2013	Montross et al.	D2/954
D693,551	S *	11/2013	Montross et al.	D2/954
2014/0013617	A1 *	1/2014	Montross et al.	36/28

* cited by examiner

Primary Examiner — T. Chase Nelson

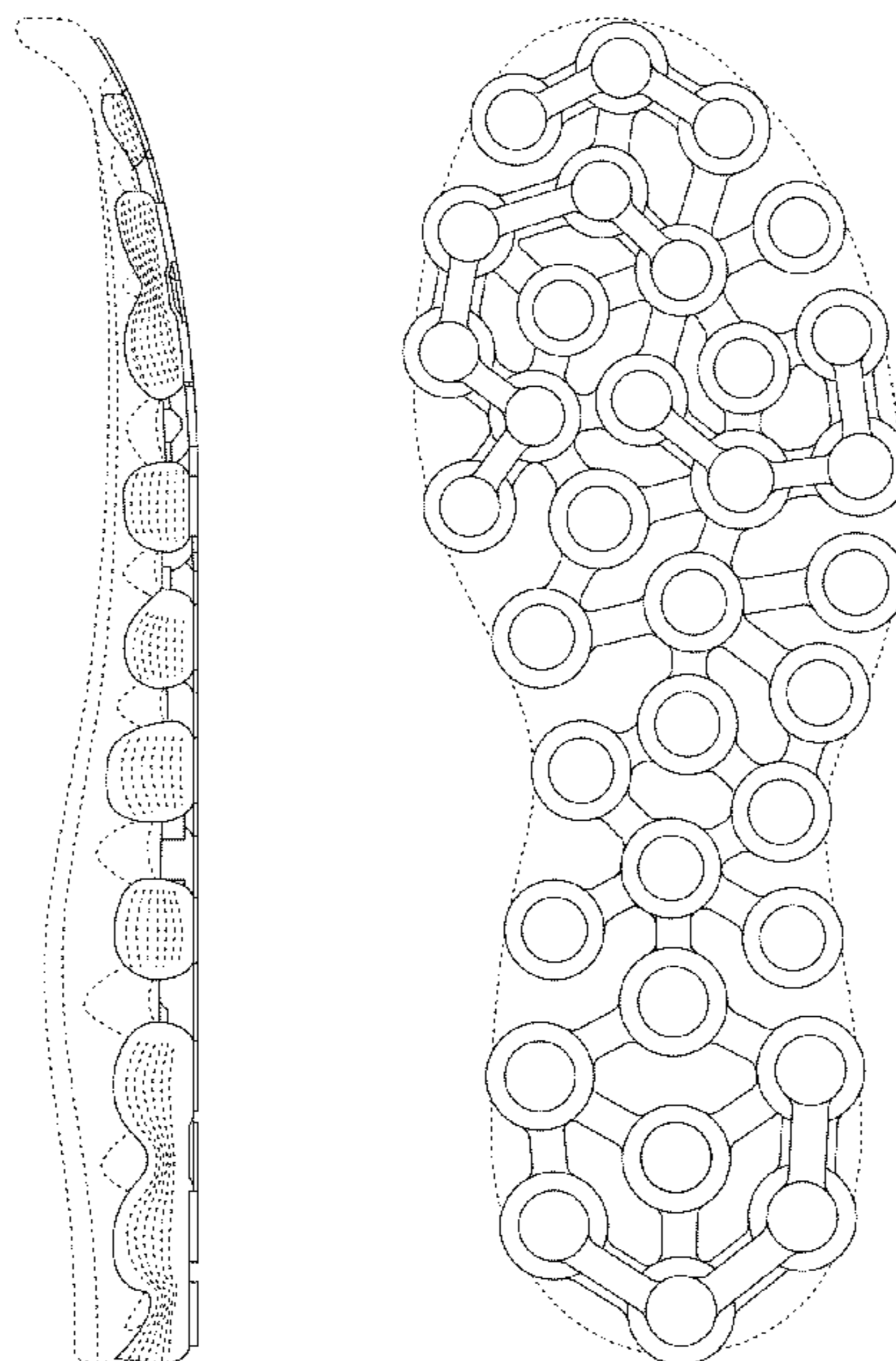
(57) **CLAIM**

The ornamental design for a shoe sole, as shown and described.

DESCRIPTION

FIG. 1 is a medial side view of a shoe sole;
FIG. 2 is a bottom view of the shoe sole;
FIG. 3 is a lateral side view of the shoe sole;
FIG. 4 is a top view of the shoe sole;
FIG. 5 is a front view of the shoe sole;
FIG. 6 is a rear view of the shoe sole; and,
FIG. 7 is a perspective view of the shoe sole.
A shoe sole is shown in FIGS. 1-7. Dashed lines have been included for illustrative purposes only, and form no part of the claimed design.

1 Claim, 3 Drawing Sheets



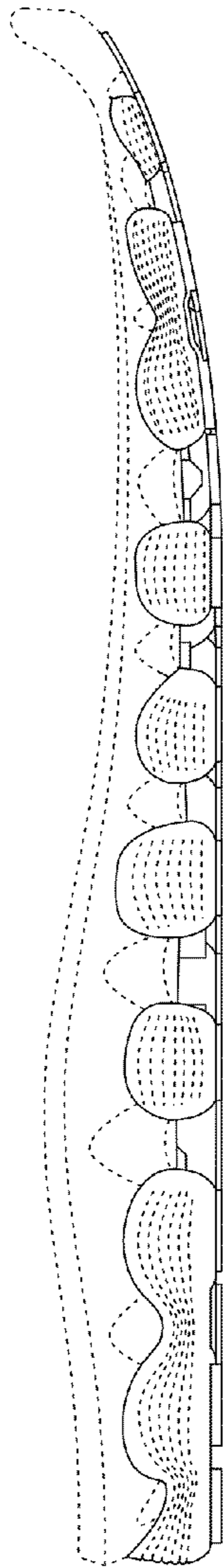


FIG. 1

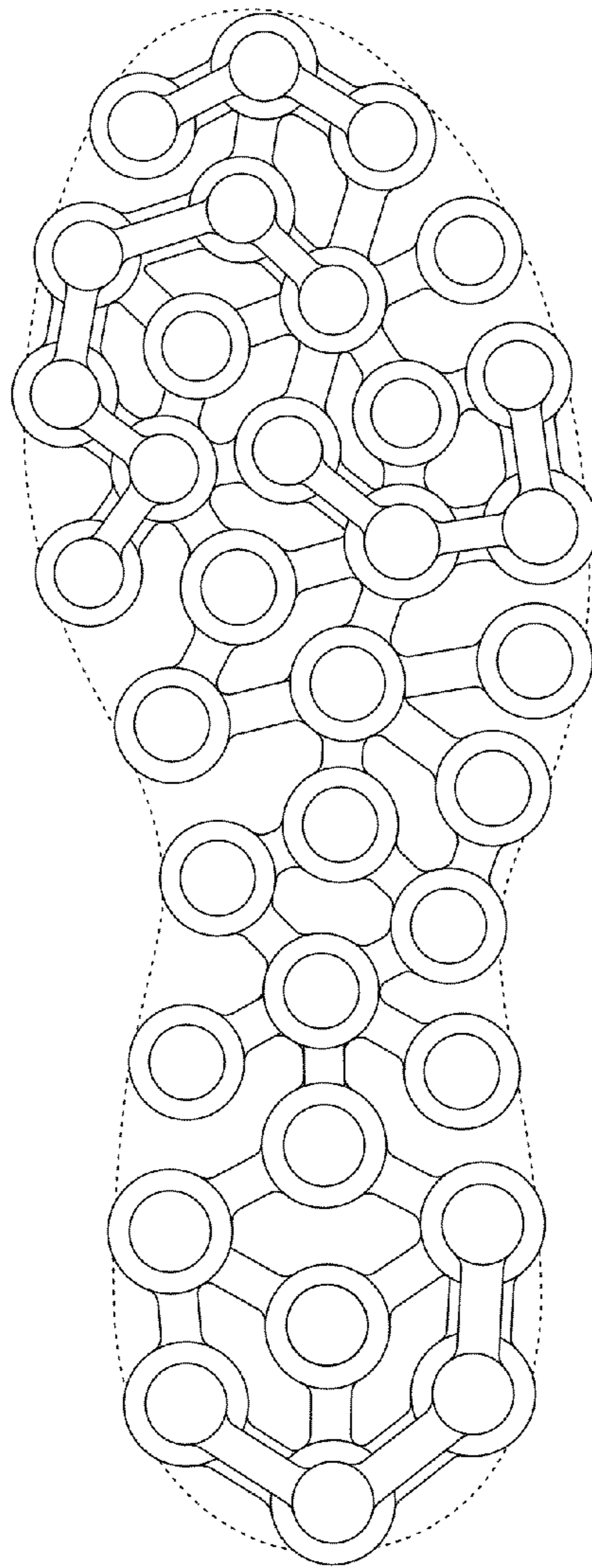


FIG. 2

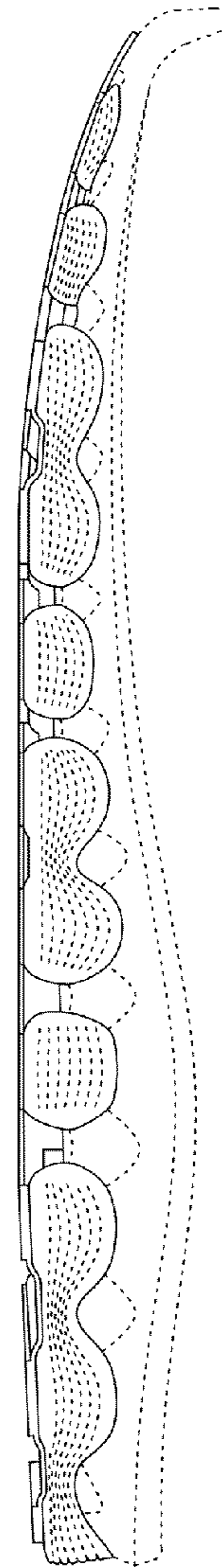


FIG. 3

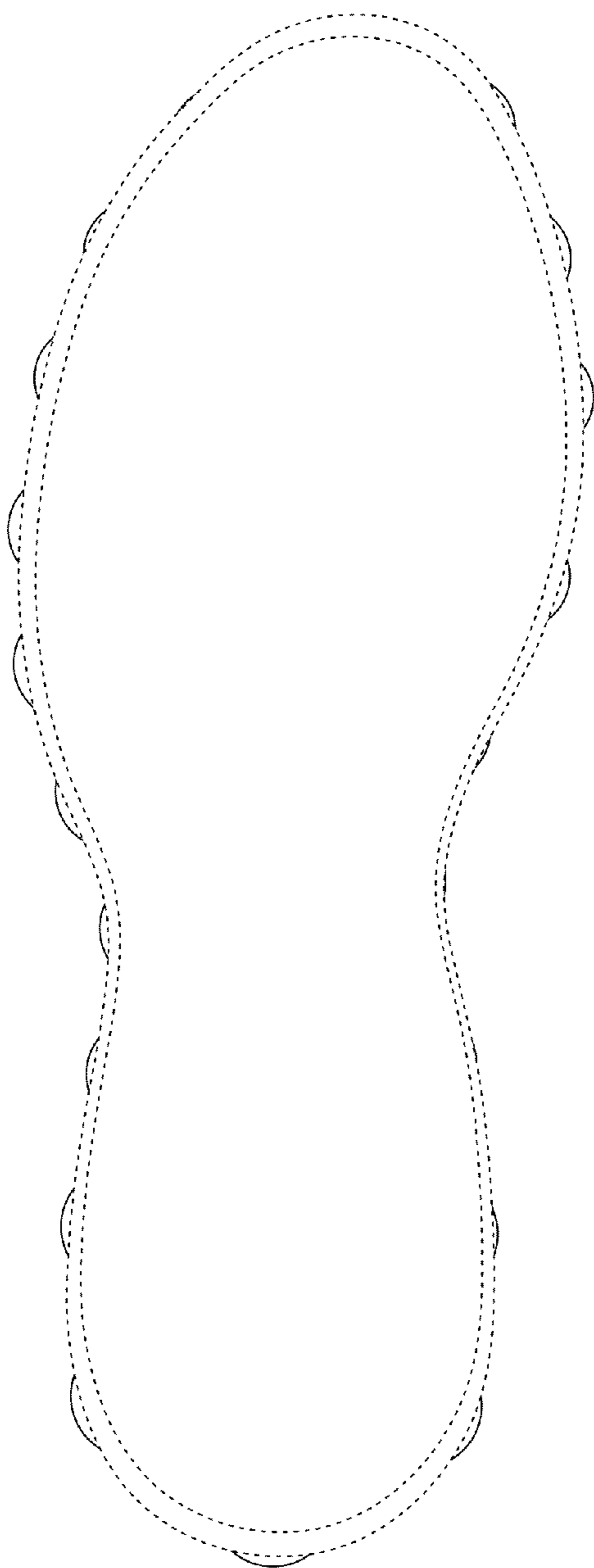


FIG. 4

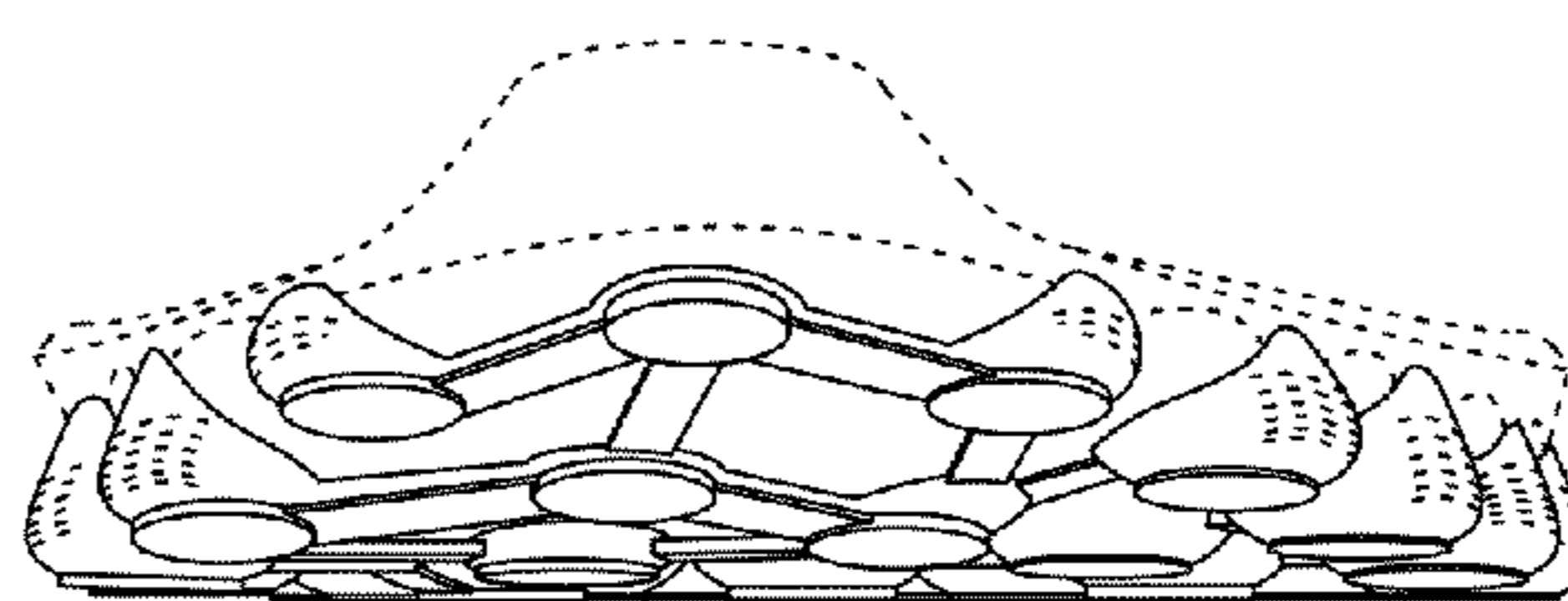


FIG. 5

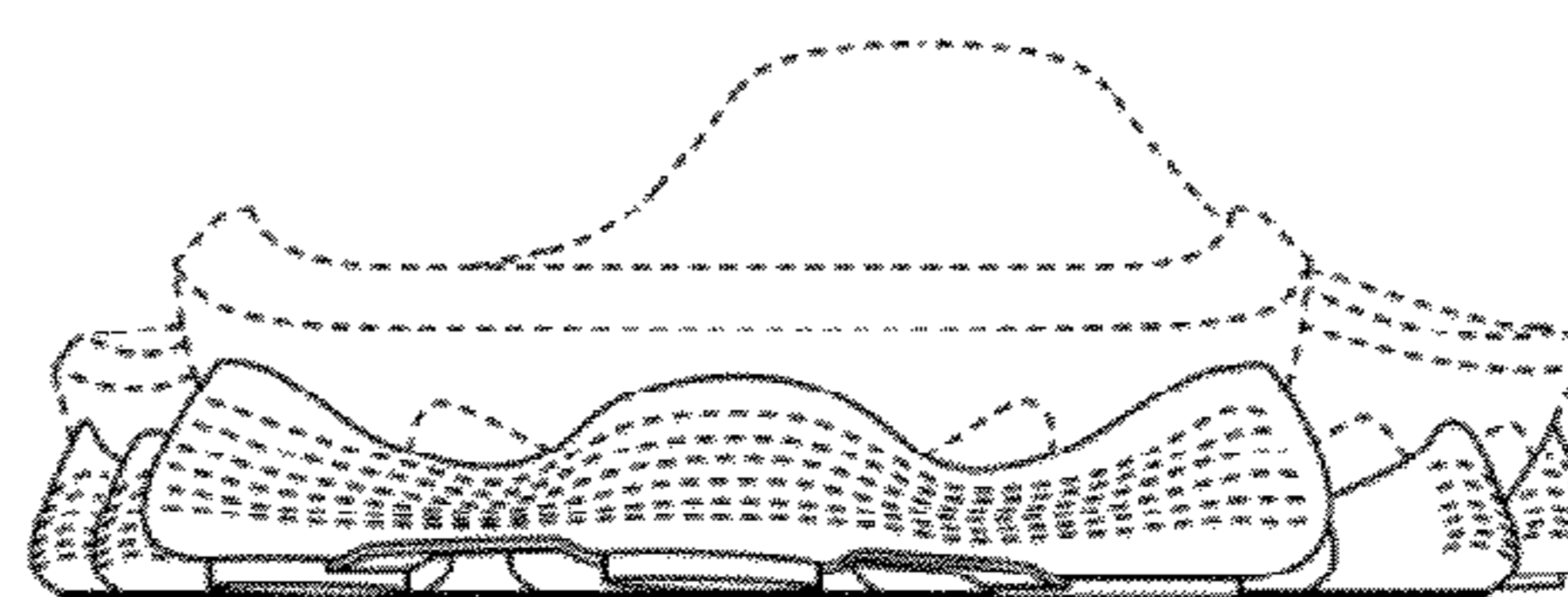


FIG. 6

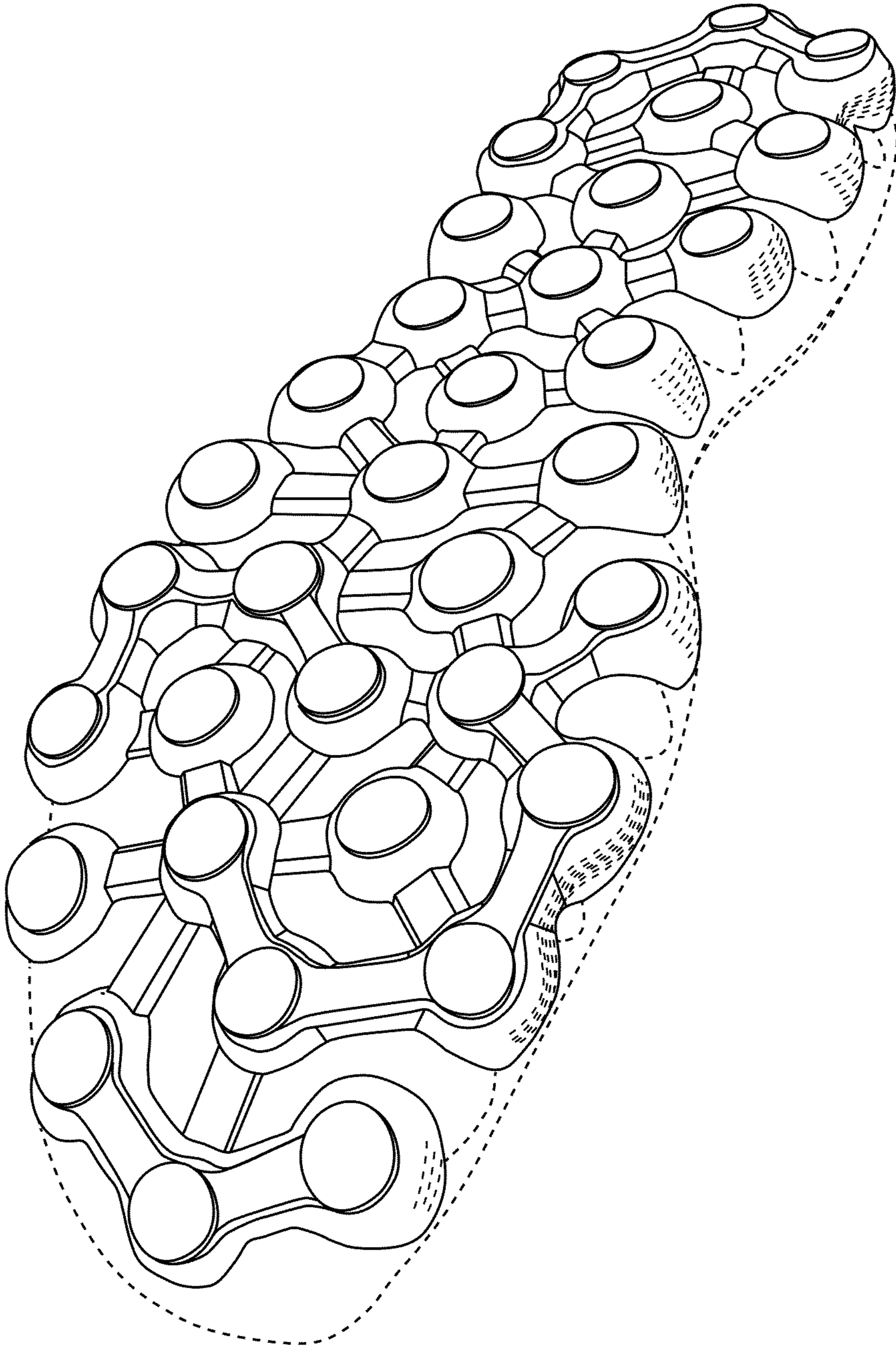


FIG. 7